

TABLES



Cohere™ Tables
Height-Adjustable Tables
Meeting Plus™ Conference & Training Tables
Sync™ Training Tables
Flip-N-Go® Series
T-Mate™ Tables
Training Table Power Options
TRANSACTION™ Conference & Media Tables
Ranger® Team Tables
CSII™ Conference Tables
Bistro Series Tables
Event Tables
Conference / Training Room Accessories

WORKSPACES

DESKS &
STORAGE

TABLES

SEATING

HIGH DENSITY
STORAGE

MAILROOM
FURNITURE

TECHNOLOGY
FURNITURE

DRAFTING
FURNITURE

PRODUCT
INDEX

COHERE™ TABLES



Cohere Tables can go everywhere throughout an organization to create a coherent, cohesive look and feel. Multiple shapes, sizes and functionalities allow limitless applications, while simple lines and a shared foot design deliver a single, understated aesthetic that complements and unifies any space. Cohere Tables blend seamlessly with e5 collaborative furniture as well as all other Mayline products.

FLIP & NEST TABLES

- This table is available in T-Leg configuration only.
- Surfaces are constructed with 1 1/8" thick high pressure laminate with 3mm T-Mold or 3mm Edgeband.
- Optional frosted acrylic modesty panels are available and attach to the underside of the surface.
- This table is available with casters only. 3" locking, non-marring black casters are standard.
- Optional premium 3" white nylon caster with locking gray urethane anti-vibration tread for smooth and quiet movement is available. See Accessories section.
- Flipping mechanism comes standard in Silver finish.
- Overall table height is 29" from floor to top of 1 1/8" surface.
- Base available in Black, Silver or White powdercoat finishes.
- Optional polished aluminum feet are available for an upcharge.
- Glides have 1/2" leveling range.

HOW TO SPECIFY

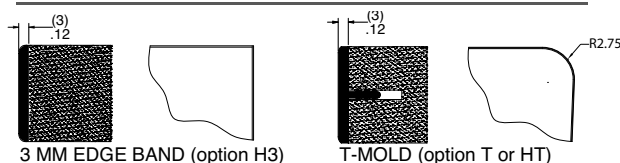
Start with base model number and **SELECT ONE CODE FROM EACH OF THE OPTIONS** to complete your final model number for ordering:

Select MODEL NUMBER (ie., FR1848)	Option 1 [✦] EDGE	Option 2 [■] CUTOUT	Option 3 [●] LEG STYLE	Option 4 [✓] FOOT FINISH	Option 5 [X] CASTER
	HT = T-Mold (Radiused Corner)	N = No Grommet (No Power)	T = T-Leg Only	P = Standard (Same Color)	S = Standard Black Only
	H3 = Edgeband (Square Corner)	G = Center Grommet Only + \$30 M = Left/Right Grommet + \$60		A = Polished Aluminum Feet + \$40 List	
Add codes to indicate options you would like:	HT (with T-Mold Edges)	N (Without Grommet)	T	P (in Standard Color)	S

The final Model Number for Base Product FR1848 with the highlighted options would be **FR1848-HT-N-T-P-S (or FR1848HTNTPS)**.

Note: All non-standard cutouts (other than above) in any size/location/top will be honored with no minimum quantity requirements. Contact spaceplanning@mayline.com for quote request and drawing signoff will be required before order is processed.

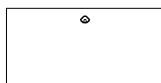
LAMINATE EDGE TYPE [✦]



CUTOUT OPTIONS [■]

"G" - \$30 List upcharge

(1) Manufactured round cutout 1.75" in diameter located in center approach side of top. Includes grommet cap. Black only.



Cutout-G

"M" - \$60 List upcharge

(2) Manufactured round cutouts 1.75" diameter located on right and left approach side of top. Includes (2) grommet caps. Black only.



Cutout-M

Note: Cutout "G" and "M" do not accommodate Mayline's Training Table power kits. For electrical kit cutout (E-rectangular) or other special cutout, please call for quotation.

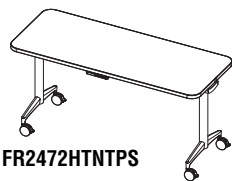
SPECIFICATION TIPS:

- Surfaces flip up.
- Overall footprint depth is 20 1/2" for 24"D table. Each additionally nested table adds 7 1/2" in total footprint depth. Total depth for 3 tables would be 35 1/2".
- **54"W surfaces and smaller are available with a center grommet option only. 60"W surface and larger are also available with two grommets positioned on the left and right.**
- Circular grommet cutouts are 1 3/4" diameter and located 3 1/2" from the rear of the surface and 7" from the end for the left and right option. Grommets are available in Black only and only on rectangular tops.
- Support beam provides integrated cable management clips.
- Optional ganging hardware is available. Specify one package per seam.
- Access to all standard Wilsonart, Nevamar, Formica, and Pionite laminates is available.

FLIP & NEST TABLES



FR1848HTGTPS



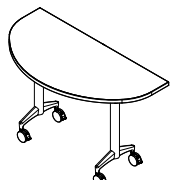
FR2472HTNTPS







































































































FR3060HTNTPS



FT2448HTNTPS



FH2448

Model No.						Description	Wt.	List Price
Rectangular								
Options:	1	2	3	4	5			
FR1848						48" x 18" Rectangular	52#	\$894
FR1860						60" x 18" Rectangular	61#	\$915
FR1872						72" x 18" Rectangular	69#	\$983
FR2436						36" x 24" Rectangular	55#	\$894
FR2442						42" x 24" Rectangular	60#	\$910
FR2448						48" x 24" Rectangular	65#	\$926
FR2454						54" x 24" Rectangular	71#	\$941
FR2460						60" x 24" Rectangular	76#	\$952
FR2466						66" x 24" Rectangular	82#	\$1035
FR2472						72" x 24" Rectangular	87#	\$1092
FR3036						30" x 36" Rectangular	68#	\$946
FR3042						30" x 42" Rectangular	73#	\$967
FR3048						48" x 30" Rectangular	78#	\$988
FR3054						54" x 30" Rectangular	85#	\$1004
FR3060						60" x 30" Rectangular	92#	\$1030
FR3066						66" x 30" Rectangular	98#	\$1123
FR3072						72" x 30" Rectangular	105#	\$1165
FR3648						48" x 36" Rectangular	91#	\$1118
FR3660						60" x 36" Rectangular	107#	\$1238
FR3672						72" x 36" Rectangular	123#	\$1300

Transition Tables

Options:	1	2	3	4	5		
FT2448	✱	■	T	✓	S	48" x 24" Transition	62# \$926
FT3048	✱	■	T	✓	S	48" x 30" Transition	69# \$988

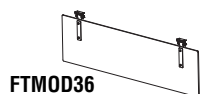
Half Round Tables

Options:	1	2	3	4	5		
FH2448	✱	■	T	✓	S	24" x 48" Half Round	62# \$926
FH3060	✱	■	T	✓	S	30" x 60" Half Round	69# \$1030
FH3672	✱	■	T	✓	S	36" x 72" Half Round	75# \$1300

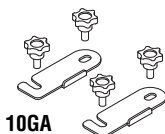
FLIP & NEST ACCESSORIES

Frosted Acrylic Modesty Panels for T-Leg Tables—Attaches to underside of surface (hinged). Hardware included.

- Select paint color for bracket/hardware (Black, Silver or White).



FTMOD36



10GA

Model No.	Description	Dimensions	Wt.	List Price
FTMOD24	Modesty Panel	24"W x 12"H – For Transition Table	5#	\$290
FTMOD36	Modesty Panel	36"W x 12"H – For 48" Table	7#	\$321
FTMOD42	Modesty Panel	42"W x 12"H – For 54" Table	8#	\$342
FTMOD48	Modesty Panel	48"W x 12"H – For 60" Table	9#	\$363
FTMOD54	Modesty Panel	54"W x 12"H – For 66" Table	10#	\$394
FTMOD60	Modesty Panel	60"W x 12"H – For 72" Table	11#	\$415
10GA	Universal Ganging Accessory		1#	\$52

Optional White Caster

FWCAST	Premium 3" locking, White Nylon Caster with locking gray urethane anti-vibration tread. Kit of 4 Casters.	\$62
--------	---	------

HOW TO SPECIFY:
Select Model No.
& Add Suffix Codes

OPTION 1
[✱] Select EDGE
T-Mold (HT)
Edgeband (H3)

OPTION 2
[■] Select CUTOFF
None (N)
Center (G)*
Left/Right (M)*

OPTION 3
[T] LEG
T-Leg ONLY
T-Leg (T)

OPTION 4
[✓] Select FOOT Finish
Standard (P)
Pol. Alum. (A)*

OPTION 5
[S] CASTER
Black ONLY
Black (S)

* NOTE: See details at beginning of section for upcharge costs for these option selections.

COHERE™ TABLES



FIXED HEIGHT TABLES

- Surfaces are constructed with 1 1/8" thick high pressure laminate with 3mm T-Mold or 3mm Edgeband.
- This table is available with Black glides (Glides have 1/2" leveling range) or 3" Black locking casters.
- Overall table height is 29" from floor to top of 1 1/8" surface.
- Base available in Black, Silver or White powdercoat finishes.
- Glides and casters are not field interchangeable as the overall table height will be affected.

HOW TO SPECIFY

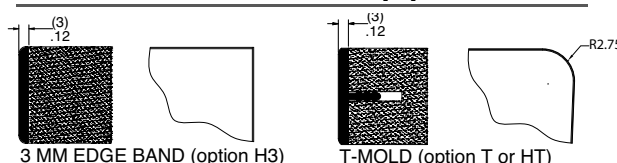
Start with base model number and **SELECT ONE CODE FROM EACH OF THE OPTIONS** to complete your final model number for ordering:

Select MODEL NUMBER (ie., HR1848)	Option 1 [❖] EDGE	Option 2 [■] CUTOUT	Option 3 [●] LEG STYLE	Option 4 [✓] FOOT FINISH
	HT = T-Mold (Radiused Corner)	N = No Grommet (No Power)	T = T-Leg w/Glide	P = Standard (Same Color)
	H3 = Edgeband (Square Corner)	G = Center Grommet Only + \$30 M = Left/Right Grommet + \$60	C = C-Leg w/Glide R = T-Leg w/Standard Caster + \$40	A = Polished Aluminum Feet + \$40 List
Add codes to indicate options you would like:	HT (with T-Mold Edges)	N (Without Grommet)	T (with T-Leg Style)	P (in Standard Color)

The final Model Number for Base Product HR1848 with the highlighted options would be HR1848-HT-N-T-P (or HR1848HTNTP).

Note: All non-standard cutouts (other than above) in any size/location/top will be honored with no minimum quantity requirements. Contact spaceplanning@mayline.com for quote request and drawing signoff will be required before order is processed.

LAMINATE EDGE TYPE [❖]



CUTOUT OPTIONS [■]

"G" - \$30 List upcharge

(1) Manufactured round cutout 1.75" in diameter located in center approach side of top. Includes grommet cap. Black only.



Cutout-G

"M" - \$60 List upcharge

(2) Manufactured round cutouts 1.75" diameter located on right and left approach side of top. Includes (2) grommet caps. Black only.



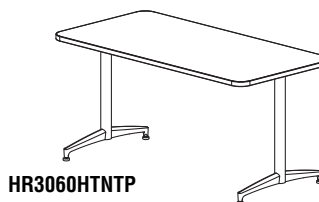
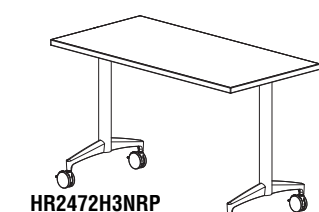
Cutout-M

















































































Note: Cutout "G" and "M" do not accommodate Mayline's Training Table power kits. For electrical kit cutout (E-rectangular) or other special cutout, please call for quotation.

SPECIFICATION TIPS:

- C-Legs are available only in 24" and 30" deep surfaces.
- 54"W surfaces and smaller are available with a center grommet option only. 60"W surface and larger are also available with two grommets positioned on the left and right.**
- Grommet cutouts are 1 3/4" diameter and located 3 1/2" from the rear of the surface and 7" from the end for the left and right option. Grommets are available in black only.
- All surfaces 60" and longer utilize a steel reinforcement bar to prevent surface deflection.
- Optional ganging hardware is available. Specify one package per seam.
- These tables are designed for static use applications only. They are not designed to be slid and/or dragged across any floor space. For applications requiring mobility, please refer to one of our many mobile training options.
- Access to all standard Wilsonart, Nevamar, Formica, and Pionite laminates is available.

FIXED HEIGHT TABLES



Model No.					Description	Wt.	List Price
Rectangular							
Options:	1	2	3	4			
HR1848					48" x 18" Rectangular	44#	\$645
HR1860					60" x 18" Rectangular	52#	\$676
HR1872					72" x 18" Rectangular	59#	\$707
HR2436					36" x 24" Rectangular	47#	\$660
HR2442					42" x 24" Rectangular	52#	\$676
HR2448					48" x 24" Rectangular	57#	\$692
HR2454					54" x 24" Rectangular	62#	\$723
HR2460					60" x 24" Rectangular	67#	\$733
HR2466					66" x 24" Rectangular	72#	\$770
HR2472					72" x 24" Rectangular	77#	\$785
HR3036					36" x 30" Rectangular	53#	\$727
HR3042					42" x 30" Rectangular	60#	\$733
HR3048					48" x 30" Rectangular	70#	\$744
HR3054					54" x 30" Rectangular	76#	\$749
HR3060					60" x 30" Rectangular	83#	\$764
HR3066					66" x 30" Rectangular	89#	\$785
HR3072					72" x 30" Rectangular	95#	\$801
HR3648					48" x 36" Rectangular	83#	\$785
HR3660					60" x 36" Rectangular	98#	\$848
HR3672					72" x 36" Rectangular	113#	\$910

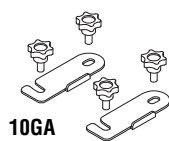
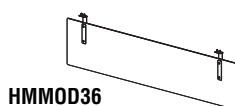
* NOTE: C-Leg not available on 18"D.

Transition Tables

Options:	1	2	3	4			
HT2448	✱	■	●	✓	48" x 24" Transition	59#	\$692
HT3048	✱	■	●	✓	48" x 30" Transition	66#	\$744

FIXED HEIGHT TABLES ACCESSORIES

- Select paint color for bracket hardware (Black, Silver or White).
- Frosted Acrylic Modesty Panels for Fixed Height Tables - Attaches to underside of surface



Model No.	Description	Dimensions	Wt.	List Price
HMMOD24	Modesty Panel	24"W x 12"H – For Transition Table	5#	\$290
HMMOD36	Modesty Panel	36"W x 12"H – For 48" Table	7#	\$321
HMMOD42	Modesty Panel	42"W x 12"H – For 54" Table	8#	\$342
HMMOD48	Modesty Panel	48"W x 12"H – For 60" Table	9#	\$363
HMMOD54	Modesty Panel	54"W x 12"H – For 66" Table	10#	\$394
HMMOD60	Modesty Panel	60"W x 12"H – For 72" Table	11#	\$415
10GA	Universal Ganging Accessory		1#	\$52

Optional White Caster

FWCAST	Premium 3" locking, White Nylon Caster with locking gray urethane anti-vibration tread. Kit of 4 Casters.	\$62
--------	---	------

Training Table Power Options available for fixed height tables. Please see page 227.

HOW TO SPECIFY:
Select Model No.
& Add Suffix Codes

OPTION 1
[✱] Select EDGE
T-Mold (HT)
Edgeband (H3)

OPTION 2
[■] Select CUTOUT
None (N)
Center (G)*
Left/Right (M)*

OPTION 3
[●] Select LEG
T-Leg (T)
C-Leg (C)
T-Leg w/Caster (R)

OPTION 4
[✓] Select FOOT Finish
Standard (P)
Pol. Alum. (A)*

* NOTE: See details at beginning of section for upcharge costs for these option selections.

COHERE™ TABLES



PIN HEIGHT ADJUSTABLE TABLES

- This rectangular table is available in T-Leg configuration only.
- Under table clearance is 24 3/4" to 32 3/4".
- Table height from floor to top of surface ranges from 26" to 34" on 1" increments (8" travel range).
- Meets ADA height of 32".
- Surfaces are constructed with 1 1/8" thick high pressure laminate with 3mm T-Mold or 3mm Edgeband.
- This table is available with Black glides (Glides have 1/2" leveling range) or 3" Black locking casters.
- Base available in Black, Silver or White powdercoat finishes.
- Glides and casters are not field interchangeable.
- Glides have 1/2" leveling range.

HOW TO SPECIFY

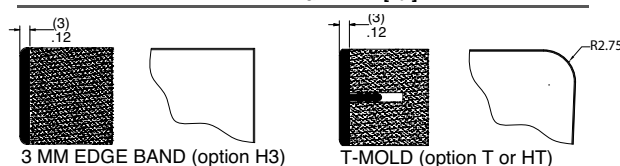
Start with base model number and **SELECT ONE CODE FROM EACH OF THE OPTIONS** to complete your final model number for ordering:

Select MODEL NUMBER (ie., PR1848)	Option 1 [⬢] EDGE	Option 2 [■] CUTOUT	Option 3 [●] LEG STYLE	Option 4 [✓] FOOT FINISH
	HT = T-Mold (Radiused Corner)	N = No Grommet (No Power)	T = T-Leg with Glide	P = Standard (Same Color)
	H3 = Edgeband (Square Corner)	G = Center Grommet Only + \$30	R = T-Leg with Standard Caster + \$40	A = Polished Aluminum Feet + \$40 List
		M = Left/Right Grommet + \$60		
Add codes to indicate options you would like:	HT (with T-Mold Edges)	N (Without Grommet)	T (T-Leg with Glide)	P (in Standard Color)

The final Model Number for Base Product PR1848 with the highlighted options would be PR1848-HT-N-T-P (or PR1848HNTP).

Note: All non-standard cutouts (other than above) in any size/location/top will be honored with no minimum quantity requirements. Contact spaceplanning@mayline.com for quote request and drawing signoff will be required before order is processed.

LAMINATE EDGE TYPE [⬢]



CUTOUT OPTIONS [■]

"G" - \$30 List upcharge

(1) Manufactured round cutout 1.75" in diameter located in center approach side of top. Includes grommet cap. Black only.



Cutout-G

"M" - \$60 List upcharge

(2) Manufactured round cutouts 1.75" diameter located on right and left approach side of top. Includes (2) grommet caps. Black only.



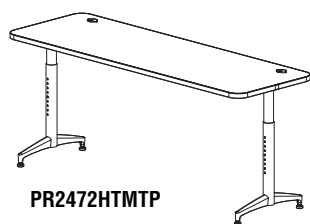
Cutout-M

Note: Cutout "G" and "M" do not accommodate Mayline's Training Table power kits. For electrical kit cutout (E-rectangular) or other special cutout, please call for quotation.

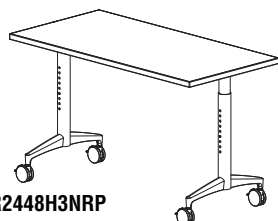
SPECIFICATION TIPS:

- 54"W surfaces and smaller are available with a center grommet option only. 60"W surface and larger are also available with two grommets positioned on the left and right.
- Grommet cutouts are 1 3/4" round and located 3 1/2" from the rear of the surface and 7" from the end for the left and right option. Grommets are available in black only.
- All surfaces 60" and longer utilize a steel reinforcement bar to prevent surface deflection.
- Optional ganging hardware is available. Specify one package per seam.
- Access to all standard Wilsonart, Nevamar, Formica, and Pionite laminates is available.

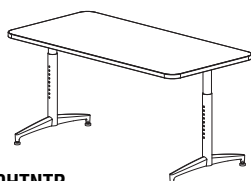
PIN HEIGHT ADJUSTABLE TABLES



PR2472HTMTP















































































PR2448H3NRP



PR3060HTNTP



PT2448HTNPP

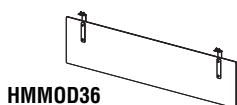
Model No.					Description	Wt.	List Price
Rectangular							
Options:	1	2	3	4			
PR1848					48" x 18" Rectangular	50#	\$941
PR1860					60" x 18" Rectangular	58#	\$1004
PR1872					72" x 18" Rectangular	65#	\$1030
PR2436					36" x 24" Rectangular	53#	\$941
PR2442					42" x 24" Rectangular	58#	\$983
PR2448					48" x 24" Rectangular	63#	\$988
PR2454					54" x 24" Rectangular	68#	\$1024
PR2460					60" x 24" Rectangular	73#	\$1045
PR2466					66" x 24" Rectangular	78#	\$1076
PR2472					72" x 24" Rectangular	83#	\$1113
PR3036					36" x 30" Rectangular	71#	\$1024
PR3048					48" x 30" Rectangular	76#	\$1045
PR3054					54" x 30" Rectangular	82#	\$1097
PR3060					60" x 30" Rectangular	89#	\$1128
PR3066					66" x 30" Rectangular	95#	\$1149
PR3072					72" x 30" Rectangular	101#	\$1165
PR3648					48" x 36" Rectangular	89#	\$1118
PR3660					60" x 36" Rectangular	104#	\$1201
PR3672					72" x 36" Rectangular	119#	\$1238

Transition Tables

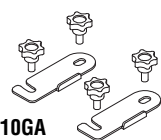
Options:	1	2	3	4		
PT2448	✱	■	●	✓	48"W x 24"H Transition	59# \$988
PT3048	✱	■	●	✓	48"W x 30"H Transition	66# \$1045

PIN HEIGHT ADJUSTABLE TABLES ACCESSORIES

- Frosted Acrylic Modesty Panels for Fixed Height Tables - Attaches to underside of surface



HMMOD36



10GA

Model No.	Description	Dimensions	Wt.	List Price
HMMOD36	Modesty Panel	36"W x 12"H - For 48" Table	7#	\$321
HMMOD42	Modesty Panel	42"W x 12"H - For 54" Table	8#	\$342
HMMOD48	Modesty Panel	48"W x 12"H - For 60" Table	9#	\$363
HMMOD54	Modesty Panel	54"W x 12"H - For 66" Table	10#	\$394
HMMOD60	Modesty Panel	60"W x 12"H - For 72" Table	11#	\$415
10GA	Universal Ganging Accessory		1#	\$52

Optional White Caster

FWCAST	Premium 3" locking, White Nylon Caster with locking gray urethane anti-vibration tread. Kit of 4 Casters.	\$62
--------	---	------

HOW TO SPECIFY:
Select Model No.
& Add Suffix Codes

OPTION 1
[✱] Select EDGE
T-Mold (HT)
Edgeband (H3)

OPTION 2
[■] Select CUTOFF
None (N)
Center (G)*
Left/Right (M)*

OPTION 3
[●] LEG
T-Leg w/Caster (R)
T-Leg (T)

OPTION 4
[✓] Select FOOT Finish
Standard (P)
Pol. Alum. (A)*

* **NOTE:** See details at beginning of section for upcharge costs for these option selections.

COHERE™ TABLES



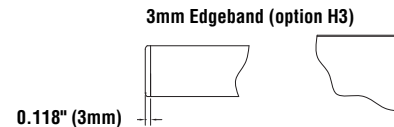
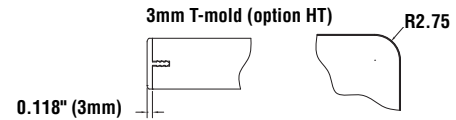
HOSPITALITY TABLES



This table is available in dining or bar height and is ideal for break rooms, cafeterias or any hospitality type setting.

- Surfaces are constructed with 1 1/8" thick high pressure laminate with 3mm T-Mold or 3mm Edgeband.
- This table is available with Black glides only. Glides have 1/2" leveling range.
- Overall dining table height is 29" from floor to top of 1 1/8" surface. Overall bar table height is 42" from floor to top of 1 1/8" surface.
- Base available in Black, Silver or White powdercoat finishes.
- Bases ship fully assembled.
- Optional polished aluminum feet are available for an upcharge.

EDGE OPTIONS



HOW TO SPECIFY

Start with base model number and **SELECT ONE CODE FROM THE OPTION** to complete your final model number for ordering:

Select MODEL NUMBER (ie., HD1848)	Option 1 [❖] EDGE	Option 2 [■] FOOT FINISH
	HT = T-Mold (Radiused Corner)	P = Standard (Same Color)
	H3 = Edgeband (Square Corner)	A = Polished Aluminum + \$40 List
Add codes to indicate options you would like:	HT (with T-Mold Edges)	P (in Standard Color)

The final Model Number for Base Product HD24D with the highlighted options would be HD24D-HT-P (or HD24DHTP).

SPECIFICATION TIPS:

- Access to all standard Wilsonart, Nevamar, Formica, and Pionite laminates is available.

































HOSPITALITY TABLES



HD24DHTP



HB24SHTP

Model No.			Description	Wt.	List Price
29"H Dining Height					
Option:	1	2			
HD24D			24" Round	32#	\$655
HD30D			30" Round	42#	\$692
HD36D			36" Round	52#	\$790
HD42D			42" Round	66#	\$874
HD24S			24" Square	36#	\$655
HD30S			30" Square	48#	\$692
HD36S			36" Square	63#	\$790
HD42S			42" Square	80#	\$874
42"H Bar Height					
Option:	1	2			
HB24D			24" Round	33#	\$676
HB30D			30" Round	43#	\$712
HB36D			36" Round	54#	\$811
HB42D			42" Round	68#	\$894
HB24S			24" Square	37#	\$676
HB30S			30" Square	49#	\$712
HB36S			36" Square	64#	\$811
HB42S			42" Square	81#	\$894

HOW TO SPECIFY:
Select Model No.
& Add Suffix Codes

OPTION 1
[❖] Select EDGE
T-Mold (HT)
Edgeband (H3)

OPTION 2
[■] Select FOOT Finish
Standard (P)
Pol. Alum. (A)*

* NOTE: See details at beginning of section for upcharge costs for this option selection.

OCCASIONAL TABLES



Ideal for private offices or public space areas, these coffee and end tables will help to add style to any space.

- Surfaces are constructed with 1 1/8" thick high pressure laminate with 3mm T-Mold or 3mm Edgeband.
- This table is available with Black glides only. Glides have 1/2" leveling range.
- Overall End Table height is 20" from floor to top of 1 1/8" surface.
Overall Coffee Table height is 16" from floor to top of 1 1/8" surface.
- Base available in Black, Silver or White powdercoat finishes.
- Bases ship fully assembled.
- Optional polished aluminum foot is available for an upcharge.

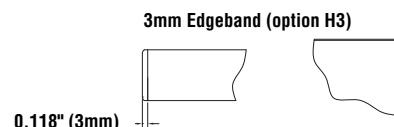
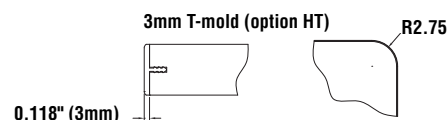
HOW TO SPECIFY

Start with base model number and **SELECT ONE CODE FROM THE OPTION** to complete your final model number for ordering:

Select MODEL NUMBER (ie., LE24D)	Option 1 [❖] EDGE	Option 2 [■] FOOT FINISH
	HT = T-Mold (Radiused Corner)	P = Standard (Same Color)
	H3 = Edgeband (Square Corner)	A = Polished Aluminum + \$40 List
Add codes to indicate options you would like:	HT (with T-Mold Edges)	P (in Standard Color)

The final Model Number for Base Product LE24D with the highlighted options would be LE24D-HT-P (or LE24DHTP).

EDGE OPTIONS



SPECIFICATION TIPS:

- Access to all standard Wilsonart, Nevamar, Formica, and Pionite laminates is available.

OCCASIONAL TABLES



LE30SHTP



LC48DHTP

Model No.	Description	Wt.	List Price
20"H End Tables			
Option: 1 2			
LE24D	24" Round	30#	\$645
LE30D	30" Round	40#	\$697
LE36D	36" Round	50#	\$770
LE24S	24" Square	34#	\$645
LE30S	30" Square	46#	\$697
LE36S	36" Square	61#	\$770
16"H Coffee Tables			
Option: 1 2			
LC42D	42" Round	65#	\$905
LC48D	48" Round	80#	\$952
LC42S	42" Square	78#	\$905
LC48S	48" Square	97#	\$915

COHERE™ TABLES



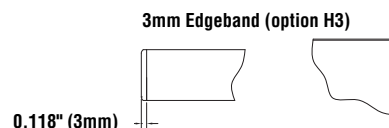
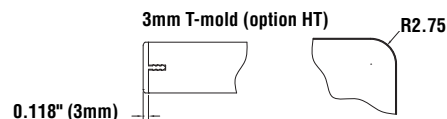
CONFERENCE TABLES



Full size conference tables perfect for collaborative or multipurpose applications.

- Surfaces are constructed with 1 1/8" thick high pressure laminate with 3mm T-Mold or 3mm Edgeband.
- This table is available with Black glides only. Glides have 1/2" leveling range.
- Base available in Black, Silver or White powdercoat finishes.
- Optional polished aluminum foot/bridge is available for an upcharge.
- Top sizes 120" and smaller come as one piece. 144" tops come in two pieces.
- 216" tops come in three pieces.
- Y and multiple column bases require assembly.
- Overall table height is 29" from floor to top of 1 1/8" worksurface.

EDGE OPTIONS



HOW TO SPECIFY

Start with base model number and **SELECT ONE CODE FROM EACH OF THE OPTIONS** to complete your final model number for ordering:


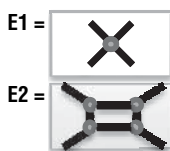
Select MODEL NUMBER (ie., CX4848D)	Option 1 [✱] EDGE	Option 2 [■] CUTOUT	Option 3 [●] FOOT FINISH
	HT = T-Mold (Radiused Corner)	N = No Grommet Only (No Power)	P = Standard (Same Color)
	H3 = Edgeband (Square Corner)		B = Polished Aluminum + \$80 List
Add codes to indicate options you would like:	HT (with T-Mold Edges)	N	P (Same Color)

The final Model Number for Base Product CX4848D with the highlighted options would be **CX4848D-HT-N-P** (or **CX4848DHTNP**).

SPECIFICATION TIPS:

- 48" and 54" round tables are supported with an X-Base (E1).
- 60" round, and 48" and 54" square tables are supported with a quad-post X-Base (E2) for maximum stability.
- Rectangular and Boat Conference Tables are supported with multiple Y and Bridge Bases that vary depending on surface size. See base style images for more details.
- Access to all standard Wilsonart, Nevamar, Formica, and Pionite laminates is available.

BASE STYLES:

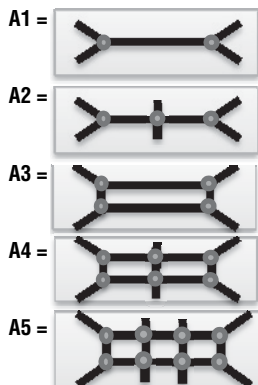














































Model No.				Description	Base Style	Suggested Seating Capacity*	Wt.	List Price
Single Base								
Option:	1	2	3					
CX4848D	✱	N	●	48" Round	E1	4	82#	\$1238
CX5454D	✱	N	●	54" Round	E1	4	98#	\$1456
CQ6060D	✱	N	●	60" Round	E2	6	130#	\$2288
CQ4848S	✱	N	●	48" Square	E2	4	111#	\$1747
CQ5454S	✱	N	●	54" Square	E2	4	133#	\$1872

* Recommended seating capacity based on 27" per chair.

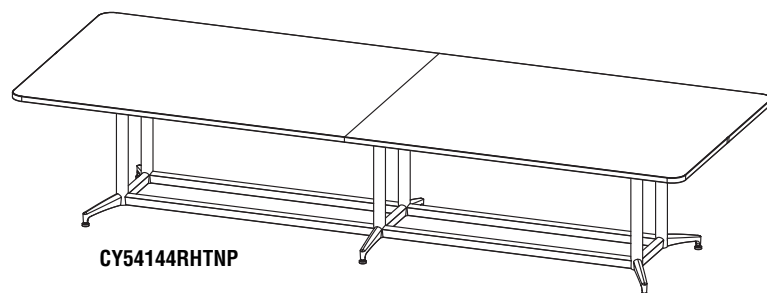
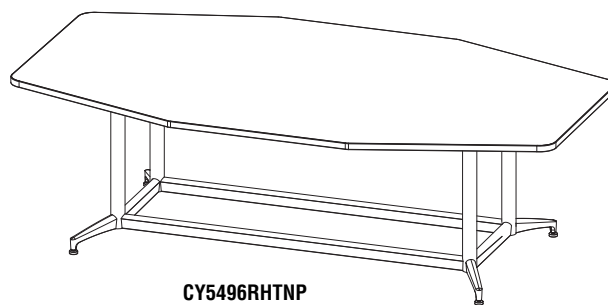
CONFERENCE TABLES (CONTINUED)

BASE STYLES:



Model No.				Description	Base Style	Suggested Seating Capacity*	Wt.	List Price
Y-Base Configuration								
Option:	1	2	3					
CY3672R		N		72" x 36" Rectangular	A1	6	111#	\$1430
CY3672B		N		72" x 36" Boat	A1	6	111#	\$1430
CY4284R		N		84" x 42" Rectangular	A1	8	145#	\$1742
CY4284B		N		84" x 42" Boat	A1	8	145#	\$1742
CY4296R		N		96" x 42" Rectangular	A1	8	163#	\$1976
CY4296B		N		96" x 42" Boat	A1	8	163#	\$1976
CY4896R		N		96" x 48" Rectangular	A1	8	183#	\$2288
CY4896B		N		96" x 48" Boat	A1	8	183#	\$2288
CY5496R		N		96" x 54" Rectangular	A3	8	214#	\$3026
CY5496B		N		96" x 54" Boat	A3	8	214#	\$3026
CY48108R		N		108" x 48" Rectangular	A1	10	204#	\$2527
CY48108B		N		108" x 48" Boat	A1	10	204#	\$2527
CY54108R		N		108" x 54" Rectangular	A3	10	239#	\$3110
CY54108B		N		108" x 54" Boat	A3	10	239#	\$3110
CY48120R		N		120" x 48" Rectangular	A2	10	228#	\$3099
CY48120B		N		120" x 48" Boat	A2	10	228#	\$3099
CY54120R		N		120" x 54" Rectangular	A4	10	267#	\$4139
CY54120B		N		120" x 54" Boat	A4	10	267#	\$4139
CY54144R		N		144" x 54" Rectangular	A4	10	314#	\$4857
CY54144B		N		144" x 54" Boat	A4	10	314#	\$4857
CY54216R		N		216" x 54" Rectangular	A5	14	453#	\$7259
CY54216B		N		216" x 54" Boat	A5	14	453#	\$7259

* **NOTE:** Recommended seating capacity based on 27" per chair.
Additional lead time required for 120" and larger.



HOW TO SPECIFY:
Select Model No.
& Add Suffix Codes

OPTION 1
[✱] Select EDGE
T-Mold (H7)
Edgeband (H3)

OPTION 2
[N] CUTOUT
None ONLY
None (N)

OPTION 3
[●] Select FOOT Finish
Standard (P)
Pol. Alum. (B)*

* **NOTE:** See details at beginning of section for upcharge costs for these option selections.

HEIGHT ADJUSTABLE TABLES

ML-SERIES



Three Base Models Offered: 2 stage bases offered in a 2 column model only. 3 stage bases offered in two column and three column models.

Drive System: 110V, 60Hz AC input 120V DC motor. Draws a maximum of 3 amps.

Travel Range: 2 stage - 19.6" of vertical adjustment from 28" to 47.6" (with feet and worksurface)

3 Stage - 25.5" of vertical adjustment from 24.5" - 50" (with feet and worksurface)

Adjustment Speed: 2 stage .75" per second; 3 stage 1.5" per second

Control Switch: Simple UP/Down Control Switch sold as standard. LED 3 position preset control available as an accessory option.

Worksurfaces: 1 1/8" high pressure laminate with 3mm PVC (square corners) as standard. **Add a "T" suffix to the part number if T-mold is preferred (radius corners)** Surfaces available from 48" - 72"W and 24" or 30"D

Keyboard Surface: Optional mechanism extends keyboard range to 8" below and/or 7" above the monitor surface. Tilt range is +15° to - 15° tilt.

Bases: Consists of heavy duty all steel legs with expandable/adjustable steel frames. Frames range from 40" - 68" W which accommodate 48" - 72" worksurfaces. Bases are offered in silver metallic powder coat paint only. Ships KD. Due to the precision of the alignment of the height adjustable legs, it is critical that the unit be properly leveled for optimum performance.

Load Capacity: 220 lbs. for 2-column models and 350 lbs for 3-column models.

Meets ADA and BIFMA performance standards.

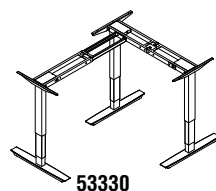
Meets Intertek VOC+ Certification



Model No.	Description	Wt.	List Price
2- Stage/Two Column Base Only			
52224	2 Stage 2 leg 24" depth	69#	\$1100
52230	2 Stage 2 leg 30" depth	71#	\$1120



3- Stage/Two Column Base Only			
53224	3 Stage 2 leg 24" depth	76#	\$1250
53230	3 Stage 2 leg 30" depth	78#	\$1270



3- Stage/Three Column Base Only			
53324	3 Stage 3 leg 24" depth	122#	\$1920
53330	3 Stage 3 leg 30" depth	126#	\$1950

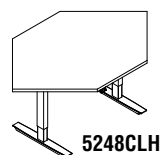
2- Stage w/ 1 1/8" Rectangular Surfaces

5222448H	48" X 24"	116#	\$1440
5222454H	54" X 24"	121#	\$1535
5222460H	60" X 24"	126#	\$1585
5222466H	66" X 24"	131#	\$1625
5222472H	72" X 24"	136#	\$1685
5223048H	48" X 30"	131#	\$1465
5223054H	54" X 30"	138#	\$1565
5223060H	60" X 30"	141#	\$1615
5223066H	66" X 30"	146#	\$1665
5223072H	72" X 30"	151#	\$1725



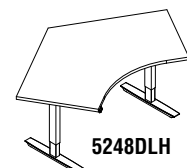
2- Stage w/ 1 1/8" Corner Surfaces

5248CSLH	48" X 24"	130#	\$1600
5248CLH	48" X 30"	135#	\$1645



2- Stage w/ 1 1/8" 120 Degree Surfaces

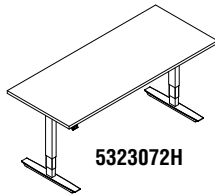
5248DSLH	48" X 24"	135#	\$1750
5248DLH	48" X 30"	140#	\$1795
5242DSLH	42" X 24"	130#	\$1700
5242DLH	42" X 30"	135#	\$1745





Model No.	Description	Wt.	List Price
3- Stage w/ 1 1/8" Rectangular Surfaces			
5322448H	48" X 24"	109#	\$1590
5322454H	54" X 24"	114#	\$1685
5322460H	60" X 24"	119#	\$1735
5322466H	66" X 24"	124#	\$1775
5322472H	72" X 24"	129#	\$1835
5323048H	48" X 30"	124#	\$1615
5323054H	54" X 30"	129#	\$1715
5323060H	60" X 30"	134#	\$1765
5323066H	66" X 30"	139#	\$1815
5323072H	72" X 30"	144#	\$1870
3- Stage w/ 1 1/8" Corner Surfaces			
5348CSLH	48" X 24"	144#	\$1750
5348CLH	48" X 30"	149#	\$1795
3- Stage w/ 1 1/8" 120 Degree Surfaces			
5348DSLH	48" X 24"	144#	\$1900
5348DLH	48" X 30"	149#	\$1945
5342DSLH	42" X 24"	139#	\$1850
5342DLH	42" X 30"	149#	\$1945
3- Stage/ Three Column w/ 1 1/8" Single Surfaces			
53366SLH	24" X 72" X 72" X 24"	240#	\$2760
53346SLRH	24" X 48" X 72" X 24" - Right Handed	235#	\$2472
53346SLLH	24" X 72" X 48" X 24" - Left Handed	235#	\$2472
53366LH	30" X 72" X 72" X 30"	253#	\$2860
53346LRH	30" X 48" X 72" X 30" - Right Handed	240#	\$2572
53346LLH	30" X 72" X 48" X 30" - Left Handed	240#	\$2572
Accessories			
523MC	3-Position Memory Control	2#	\$90
19503ATW	19" W x 8 1/4" D, mouse platform	15#	\$570
F890	Base 6" Diameter, Coil 6 1/2" H Compressed Coil 3 1/2" Diameter, Coil 45" H Expanded	3#	\$104

For modesty panel options refer to page 203 - Cohere Flip & Nest Accessories or page 226 T-Mate optional steel modesty panel.



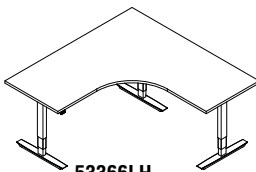
5323072H



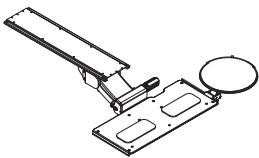
5348CSLH



5348DLH




53366LH



19503ATW

Available in Black Only.



F890

HEIGHT ADJUSTABLE TABLES



LT-SERIES

Drive System: 110V, 60Hz AC input, 12V DC motor. 120 lb. capacity. Draws 1.6 amps under full load.

Travel Range: 16.5" of vertical adjustment from 25" to 41.5"; Full travel time is 13 seconds.

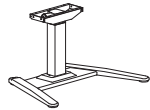
Keyboard Surface: DataCenter mechanism adjusts from 8" below to 7" above work surface and has a +15° to -15° tilt.

Work Surface: Thermally-fused laminate TFL with T-mold edge is standard. Add "L" suffix for high pressure laminate HPL with T-mold edge (prices shown).

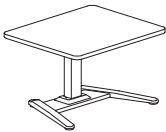
DataCenter Surface: 11"D x 27"W (minimum) for rectangular surfaces. 11.5"D x 15"W (minimum) for corner surfaces.

Base Color: List prices shown are for black bases. The non-adjustable portion of the base can be painted in any of our Corporate Colors for a \$50 List upcharge. Add a "C" suffix after the part number if interested.

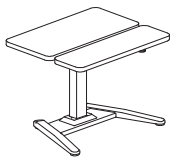
Meets ADA standards.



Model No.	Description	Wt.	List Price (Black Base Only)
LT-Series Base Only			
6049	Base only	55#	\$1087

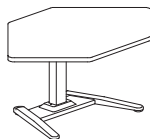


Single surface rectangular.			"L" Suffix	
604LT	36" x 24"	100#	\$1607	\$1731
605LT	36" x 30"	103#	\$1656	\$1788
609LT	42" x 24"	103#	\$1704	\$1835
610LT	42" x 30"	107#	\$1735	\$1876

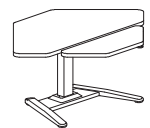


Dual surface with 11"D DataCenter Keyboard Mechanism.			"L" Suffix	
605LTW	36" x 30"	124#	\$2256	\$2388
610LTW	42" x 30"	129#	\$2299	\$2441

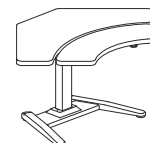
DataCenter keyboard mechanisms are available. Please see page 217 for more details.



Single surface corner.			"L" Suffix	
645LT	36" x 24"	110#	\$1760	\$1882
655LT	42" x 24"	115#	\$1839	\$1971
650LT	42" x 30"	119#	\$1848	\$1991



Corner Dual Surface with DataCenter Keyboard Mechanism.			"L" Suffix	
652LTW	36" x 24"	125#	\$2338	\$2478
655LTW	42" x 24"	130#	\$2468	\$2631
657LTW	42" x 30"	134#	\$2495	\$2658



Curved Corner Dual Surface with DataCenter Keyboard Mechanism.			"L" Suffix	
685LTW	42" x 24"	135#	\$2409	\$2545
687LTW	42" x 30"	139#	\$2435	\$2570

HEIGHT ADJUSTABLE TABLES

E-SERIES



Drive System: 110V, 60 H input, 24V DC motor. 150 lb. capacity. Draws 1.2 amps under full load.

Travel Range: 16" of vertical adjustment from 26" to 42": Full travel time is 37 seconds.

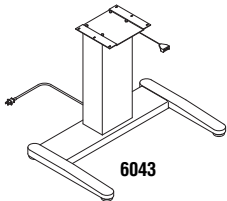
Keyboard Surface: DataCenter mechanism adjusts from 8" below to 7" above work surface. Both have +15° to -15° tilt.

Work Surfaces: Thermally-fused low-pressure laminate with T-mold edge is standard. Add "L" suffix for high pressure laminate with T-mold edge (prices shown).

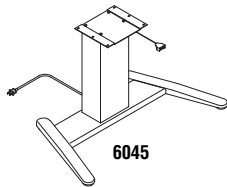
DataCenter Surface: 11"D x 27"W (minimum) for rectangular configurations.

Base Color: All corporate colors available.

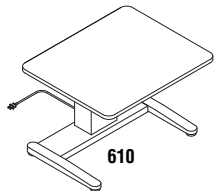
- ANSI / BIFMA
- Control switch standard with up / down only.



Model No.	Description	Wt.	List Price
E-Series Base Only			
6043	Base for rectangular top sizes up to 48"W x 30"D, 48" x 30" corner, 16" travel	75#	\$1471
6045	Base for corner top sizes up to 30" x 48", 16" travel - wedge shape	75#	\$1471
6047	Base for corner top sizes up to 36"W x 24"D, and 42"W - wedge shape, 16" travel	67#	\$1471



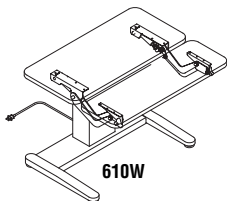
Model No.	Description	Wt.	TFL List Price	HPL List Price
E-Series - Single surface.				"L" Suffix
615S	48" x 24"	126#	\$1740	\$1899
605	36" x 30"	123#	\$1720	\$1878
610	42" x 30"	124#	\$1740	\$1958
615	48" x 30"	135#	\$1810	\$2035



E-Series - Dual surface with 11" D DataCenter Keyboard Mechanism. "L" Suffix

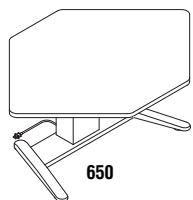
605W	36" x 31" with DataCenter	144#	\$2594	\$2777
610W	42" x 31" with DataCenter	149#	\$2669	\$2848
615W	48" x 31" with DataCenter	155#	\$2711	\$2938

Note: DataCenter keyboard mechanisms are available. Please see page 217 for more details.

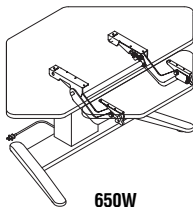


E-Series - Single surface corner unit. "L" Suffix

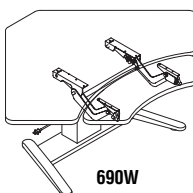
650S	42" x 24"	132#	\$2107	\$2265
650	42" x 30"	135#	\$2176	\$2431



Model No.	Description	Wt.	TFL List Price	HPL List Price
E-Series - Corner dual surface with DataCenter Keyboard Mechanism.				"L" Suffix
650SW	42" x 24"	150#	\$2937	\$3082
650W	42" x 30"	155#	\$2964	\$3096
670W	48" x 30"	172#	\$3124	\$3353



Model No.	Description	Wt.	TFL List Price	HPL List Price
E-Series Curved - Corner dual surface with DataCenter Keyboard Mechanism.				"L" Suffix
680W	42" x 30"	155#	\$3390	\$3635
690W	48" x 30"	172#	\$3567	\$3811



HEIGHT ADJUSTABLE TABLES

XR-SERIES

Drive System: 24V, Chain Drive, DC motor. 2-leg system has 250 lbs. lifting capacity and draws a maximum of 3 amps. The 3-leg system has 375 lbs. of lifting capacity and draws a maximum of 4.5 amps start-up and full load.

Travel Range: 26.5" of vertical adjustment from 24" to 50.5" by way of simple to use control switch. Full travel time is 16 seconds.

Work Surfaces: 1 1/8" high pressure laminate HPL with T-mold edge is standard.

DataCenter Surfaces: 11"D x 30"W (minimum) for rectangular configurations.

Meets ADA standards.

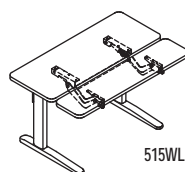
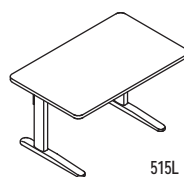
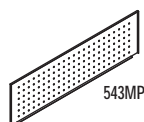
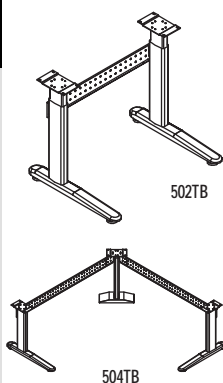


Keyboard Surface: Optional mechanism extends keyboard range to 8" below and/or 7" above monitor surface. Tilt range is +15° to -15° tilt.

Control Switch: Standard with 3 position memory settings.

Modesty Panel: Optional 18 gauge perforated 10"H steel panel. Available in standard Mayline colors.

Base: Consists of 14 gauge legs and rigid 14 gauge cross brace. Available in black or silver only. Base ships KD. Due to the precision alignment of the height-adjustable legs, it is critical the unit is properly leveled for optimum performance.



Model No.	Description	Wt.	
XR-Series	Base Only-includes columns, control box, cross brace, cables and switch	Base Only List Price	
502STB	For 36"-42" 24"D surfaces - 2 columns	45#	\$1990
503STB	For 48"-60" 24"D surfaces - 2 columns	47#	\$2060
506STB	For 24" x 48" x 72" x 24" right-hand return - 3 columns	65#	\$2694
507STB	For 24" x 72" x 48" x 24" left-hand return - 3 columns	65#	\$2694
504STB	For 72" x 24" x 72" corner - 3 columns	68#	\$2701
505STB	For 84" x 24" x 84" corner - 3 columns	73#	\$2765
508STB	For 60"-72" x 24" D surfaces - 2 columns	50#	\$2060
509STB	For 72" -84" x 24" D surfaces -2 columns	54#	\$2130
502TB	For 36"-42" surfaces - 2 columns 30" Deep	47#	\$2016
503TB	For 48"-60" surfaces - 2 columns 30" Deep	50#	\$2088
508TB	For 60"-72" 30"D surfaces - 2 columns	53#	\$2088
509TB	For 72"-84" 30"D surfaces - 2 columns	57#	\$2161
506TB	For 30" x 48" x 72" x 30" right-hand return - 3 columns	67#	\$2735
507TB	For 30" x 72" x 48" x 30" left-hand return - 3 columns	67#	\$2735
504TB	For 72" x 30" x 72" corner - 3 columns	70#	\$2741
505TB	For 84" x 30" x 84" corner - 3 columns	75#	\$2807
Optional Modesty Panel		List Price	
537MP	For 36"-42" wide tables (Qty 1)	20#	\$125
543MP	For 48"-60" wide tables (Qty 1)	22#	\$136
549MP	For 72" x 72" corner tables (Qty 2)	38#	\$342
561MP	For 84" x 84" corner tables (Qty 2)	40#	\$380
562MP	For 72" x 48" corner table (Qty 1 of each size)	40#	\$308
XR-Series	Single Surface Rectangular	HPL List Price	
505SL	36" x 24"	80#	\$2302
510SL	42" x 24"	87#	\$2343
515SL	48" x 24"	94#	\$2409
520SL	60" x 24"	107#	\$2544
525SL	72" x 24"	130#	\$2596
505L	36" x 30"	89#	\$2358
510L	42" x 30"	97#	\$2400
515L	48" x 30"	105#	\$2467
520L	60" x 30"	120#	\$2602
525L	72" x 30"	135#	\$2651
XR-Series	Dual Surface Rectangular with DataCenter Mechanism	HPL List Price	
505WL	36" x 30"	110#	\$3090
510WL	42" x 30"	119#	\$3149
515WL	48" x 30"	131#	\$3226
520WL	60" x 30"	147#	\$3362

XR- SERIES (CONTINUED)

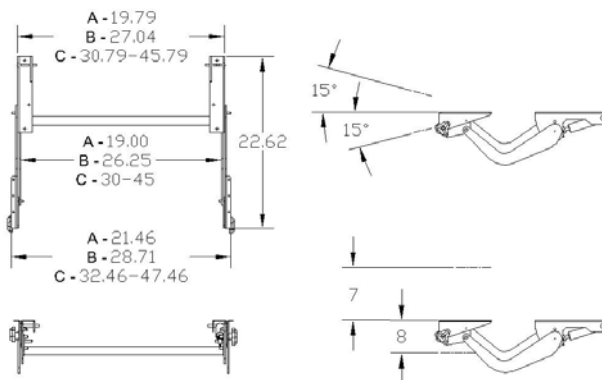
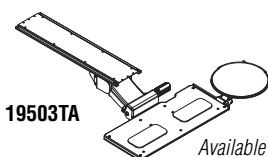
Model No.	Description	Wt.	HPL List Price
XR-Series	3 Column Laminate Single Surface Corner		
5300SL	24" x 72" x 72" x 24"	240#	\$3806
5310SL	24" x 84" x 84" x 24"	242#	\$4013
5320SL	24" x 48" x 72" x 24" - right handed	231#	\$3299
5330SL	24" x 72" x 48" x 24" - left handed	231#	\$3299
5300L	30" x 72" x 72" x 30"	253#	\$3872
5310L	30" x 84" x 84" x 30"	258#	\$4079
5320L	30" x 48" x 72" x 30" - right handed	239#	\$3365
5330L	30" x 72" x 48" x 30" - left handed	239#	\$3365
XR-Series	3 Column Laminate Single Surface Corner with Data Center Mechanism		
5300WL	30" x 72" x 72" x 30"	258#	\$4620
5310WL	30" x 84" x 84" x 30"	285#	\$4827
5320WL	30" x 48" x 72" x 30" - right handed	244#	\$3993
5330WL	30" x 72" x 48" x 30" - left handed	244#	\$3993
XR-Series	4 Column Laminate Dual Surface Rectangular		
5460L	32" x 60"	154#	\$5175
5470L	32" x 72"	167#	\$5275
XR-Series	5 Column Laminate Dual Surface Corner		
5560L	40" x 60" x 60" x 40"	195#	\$7673
5570L	40" x 70" x 70" x 40"	250#	\$7873

Note: DataCenter keyboard mechanisms are available for \$761 list each. See below for more details.

Data Center Keyboard Mechanisms

Sit/Stand height adjustable keyboard arm with paddle actuated spring brake height adjustment and lever for tilt. Variable width configurations, fixed mount application. Available in 19", 26.25" widths. Please contact Customer Service for compatibility on rectangular and corner workstations to insure proper fit.

Model No.	Description	Wt.	List Price
49263	Data Center 19" (A)	22#	\$761
49264	Data Center 26.25" (B)	22#	\$761
49265	Data Center 30"-45" adjustable (C) in 98" or (25mm) increments	22#	\$761

**KEYBOARD SUPPORTS**

Model No.	Description	Wt.	List Price
19503TA	Combination keyboard/mouse platform 19"W x 8 1/4"D, 9"Dia. mouse platform	15#	\$570

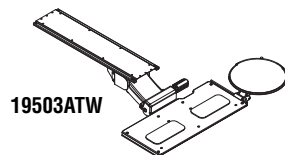
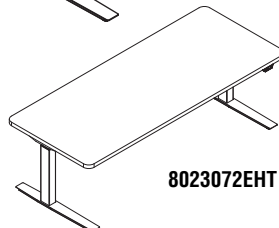
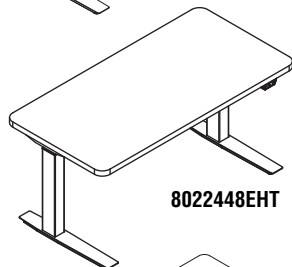
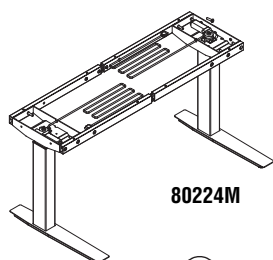
Available in Black Only.

RGE ELECTRIC HEIGHT ADJUSTABLE TABLE

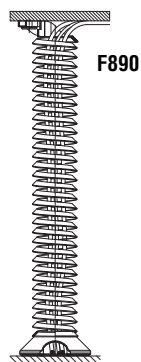
GIZA/CAP

GSA

- **Drive System:** 24V 2-leg system has 250 lbs. lifting capacity and draws a maximum of 1.8 amps.
- **Adjustment Speed:** 1.6" per second.
- **Travel Range:** 25.7" of vertical adjustment from 22.6" to 48.3" (with worksurface) by way of simple to use up/down control switch.
- **Worksurfaces:** 1 1/8" high pressure laminate with 3mm PVC (square corners) is standard. Add a "T" suffix to the part number if T-mold is preferred (radiused corners).
- **Keyboard Surface:** Optional mechanism extends keyboard range to 8" below and/or 7" above monitor surface. Tilt range is +15° to -15° tilt.
- **Cable Management:** Clips provided to efficiently route cables.
- **Base:** Consists of 14 gauge legs and rigid 14 gauge cross brace. Available in Black and Silver only. Base ships KD. Due to the precision alignment of the height-adjustable legs, it is critical the unit is properly leveled for optimum performance.
- **Meets ADA standards.**



Available in Black Only.



Model No.	Description	Wt.	
RGE Electric HAT	Base Only-includes columns, control box, cross brace, cables and switch		Base Only List Price
80224M	2 Leg Base for 48" - 72" surfaces 24"D	65#	\$1630
80230M	2 Leg Base for 48" - 72" surfaces 30"D	70#	\$1670
			HPL List Price Add "T" for Radiused T-Mold
RGE Electric HAT	Single Surface Rectangular		
8022448EH	48" x 24"	105#	\$1971
8022454EH	54" x 24"	110#	\$2065
8022460EH	60" x 24"	115#	\$2115
8022466EH	66" x 24"	120#	\$2155
8022472EH	72" X 24"	125#	\$2215
8023048EH	48" x 30"	120#	\$2010
8023054EH	54" x 30"	125#	\$2080
8023060EH	60" x 30"	130#	\$2165
8023066EH	66" x 30"	135#	\$2225
8023072EH	72" x 30"	140#	\$2275
RGE Electric HAT	Combination keyboard/mouse platform		List Price
19503ATW	19"W x 8 1/4"D , 9" mouse platform	15#	\$570
			List Price
RGE Wire/Cable Manager (Black only)			
F890	Base 6" Diameter, Coil 6 1/2"H Compressed Coil 3 1/2" Diameter, Coil 45"H Expanded	3#	\$104

MEETING PLUS™ TABLES



MEETING PLUS™ CONFERENCE/TRAINING TABLES

Updated table design built with durability and configurability in mind.

- Modesty panels with integrated extra-wide cable troughs.
- Tables can be connected together by using the optional ganging accessory
- All tables standard with one mobile leg and one stationary with levelers.
- Overall table height: 28 5/8".
- 250 lb. weight capacity, evenly distributed.
- Product shipped within one carton.
- Tables available in either Thermally Fused Laminate with standard T-Mold or High Pressure Laminate with your choice of 3 edge treatments.
- HPL Edge Treatments: T-Mold (T), Knife-Edge (K), or Fluted (R) available in corporate edge colors.
- TFL table leg finishes available in Black. All corporate paint colors available for HPL table legs.
- Manufactured cutouts (5.25" x 3") for daisy chain electrical kits now available on 24"D & 30"D rectangular tables (one centered cutout per table grommet not included). Add "E" suffix and \$30 list upcharge per cutout. See Training Tables Power Options page 227 for surface mount kits.

HOW TO SPECIFY

Start with base model number and **SELECT ONE CODE FROM EACH OF THE OPTIONS** to complete your final model number for ordering:

Select MODEL NUMBER (ie., M2448)	Step 1: Select [✦] CUTOUT (OPTIONAL) E = Rectangular (Cutout Only) (Add \$30 List) G = Center Grommet (Add \$30 List) M = Left/Right (2) Grommets (Add \$60 List)	Step 2: Select [■] LAMINATE/EDGE TYPE T = LFL Laminate /T-Mold Edge HT = HPL Laminate /T-Mold Edge HK = HPL Laminate /Knife Edge H3 = HPL Laminate /3mm Edge
--	---	--

Add codes to indicate your selections:

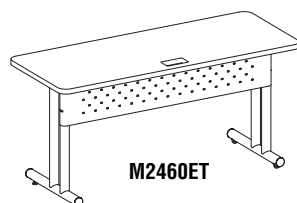
E

T

The final Model Number for Base Product M2448 with the highlighted selections would be M2448-E-T (or M2448ET).

See next page for Cutout and Laminate/Edge options.

Note: All non-standard cutouts (other than above) in any size/location/top will be honored with no minimum quantity requirements. Contact spaceplanning@mayline.com for quote request and drawing signoff will be required before order is processed.



RECTANGULAR SURFACES

Model No.	Dimensions	Wt.	Available Cutouts	TFL List Price "T" Suffix	HPL List Price "HT, HK, HR, or H" Suffix
M1848	48"W x 18"D	74#	G	\$731	\$799
M1860	60"W x 18"D	87#	G,M	\$786	\$865
M1872	72"W x 18"D	97#	G,M	\$905	\$998
M2448	48"W x 24"D	80#	E,G	\$786	\$865
M2460	60"W x 24"D	90#	E,G,M	\$839	\$933
M2472	72"W x 24"D	103#	E,G,M	\$960	\$1066
M3048	48"W x 30"D	86#	E,G	\$839	\$933
M3060	60"W x 30"D	99#	E,G,M	\$892	\$998
M3072	72"W x 30"D	109#	E,G,M	\$1025	\$1133

CRESCENT SURFACES (48" Radius)

MC24	66"W x 24"D Crescent	80#	-	\$839	\$933
------	----------------------	-----	---	-------	-------

TRAPEZOID SURFACES

MT2454	54"W x 24"D Trapezoid	80#	-	\$799	\$879
--------	-----------------------	-----	---	-------	-------

TRANSITION SURFACES

M24	48"W x 24"D Transition	80#	-	\$839	\$933
-----	------------------------	-----	---	-------	-------

PIE CONNECTORS

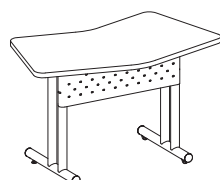
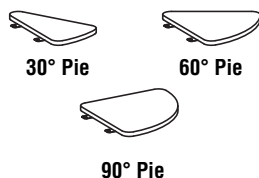
P3018	18" x 30° Pie	4#	-	\$226	\$253
P6018	18" x 60° Pie	8#	-	\$238	\$265
P9018	18" x 90° Pie	12#	-	\$253	\$280
P3024	24" x 30° Pie	6#	-	\$226	\$253
P6024	24" x 60° Pie	12#	-	\$238	\$265
P9024	24" x 90° Pie	18#	-	\$253	\$280
P3030	30" x 30° Pie	8#	-	\$226	\$253
P6030	30" x 60° Pie	16#	-	\$238	\$265
P9030	30" x 90° Pie	22#	-	\$253	\$280
P3024	24" x 30° Pie	6#	-	\$226	\$253
P6024	24" x 60° Pie	12#	-	\$238	\$265
P9024	24" x 90° Pie	18#	-	\$253	\$280

TRANSITION TABLES (Surfaces can be installed in either direction)

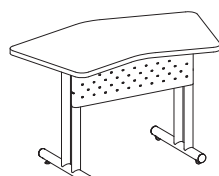
M18	36 1/2"W x 18"D	74#		\$705	\$799
M24	48"W x 24"D	80#		\$839	\$933
M30	59 1/2"W x 30"D	100#		\$973	\$1066

UNIVERSAL GANGING ACCESSORY – designed to connect two table edges together.

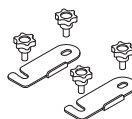
Model No.	Description	Wt.	List Price
10GA	Universal Ganging Accessory	4#	\$52



M24T
Conference layout



M24T
Stadium layout



MEETING PLUS™ CONFERENCE/TRAINING TABLES

Note: All non-standard cutouts (other than above) in any size/location/top will be honored with no minimum quantity requirements. Contact spaceplanning@mayline.com for quote request and drawing signoff will be required before order is processed.

CUTOUT OPTIONS [❖]

“E” - \$30 List upcharge
(1) Manufactured rectangular cutout 5.25" x 3" for daisy chain electrical kits only. Grommet caps not included with cutout. See page 227 for available kit options.



Cutout-E

“G” - \$30 List upcharge
(1) Manufactured round cutout 1.75" in diameter located in center approach side of top. Includes grommet cap. Black only.



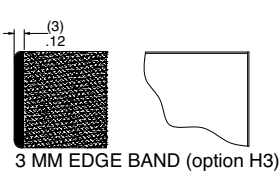
Cutout-G

“M” - \$60 List upcharge
(2) Manufactured round cutouts 1.75" diameter located on right and left approach side of top. Includes (2) grommet caps Black only.

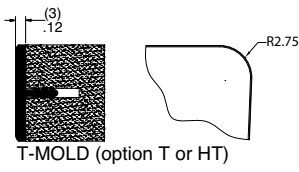


Cutout-M

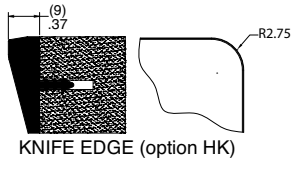
LAMINATE EDGE TYPE [■]



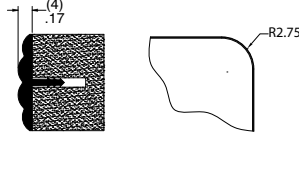
3 MM EDGE BAND (option H3)



T-MOLD (option T or HT)

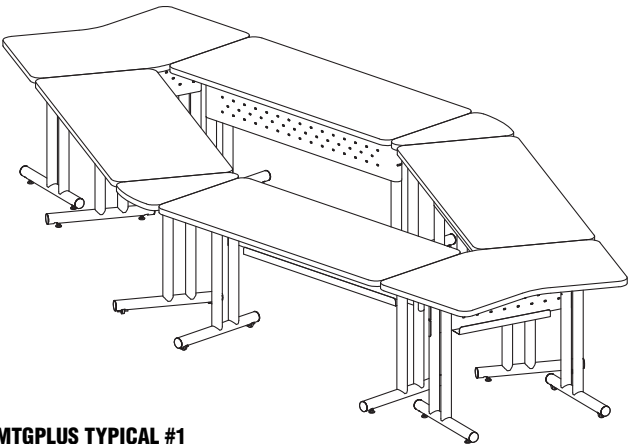


KNIFE EDGE (option HK)



MEETING PLUS IDEA STARTERS

- Must order by individual Model Numbers.

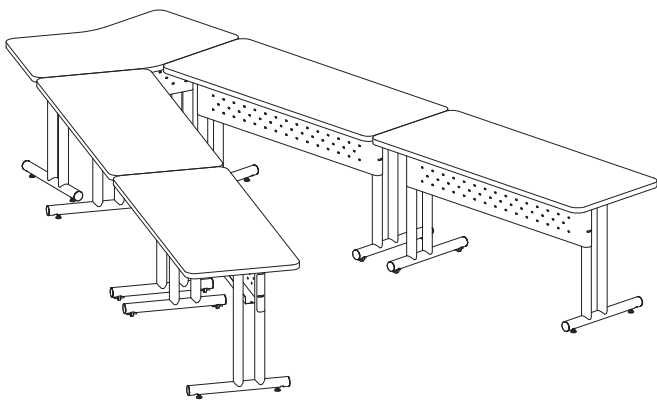


MTGPLUS TYPICAL #1

Consists of:

QTY.	MODEL NO.	DESCRIPTION	LIST PRICE EACH
4	M2460HK	Rect. Table, 24 x 60 w/Knife Edge T-Mold	\$933
2	M24HK	Transition Table w/Knife Edge T-Mold	\$933
2	P3024HK	30° Pie w/Knife Edge T-Mold	\$253
4	10GA	Ganging Kit	\$52

TOTAL: \$6312

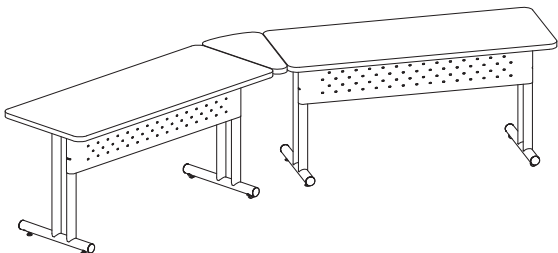


MTGPLUS TYPICAL #2

Consists of:

QTY.	MODEL NO.	DESCRIPTION	LIST PRICE EACH
4	M2460HK	Rect. Table, 24 x 60 w/Knife Edge T-Mold	\$933
1	M24HK	Transition Table w/Knife Edge T-Mold	\$933
4	10GA	Ganging Kit	\$52

TOTAL: \$4873



MTGPLUS TYPICAL #3

Consists of:

QTY.	MODEL NO.	DESCRIPTION	LIST PRICE EACH
2	M2460HK	Rect. Table, 24 x 60 w/Knife Edge T-Mold	\$933
1	P3024HK	30° Pie w/Knife Edge T-Mold	\$253

TOTAL: \$2119

SYNC™ TABLES



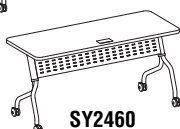
SYNC™ TABLES

Linking style and function.

- Single-handed center control mechanism for convenient flip of the top.
- Minimal assembly required, installs in minutes.
- Tables straight-row nest for compact storage.
- Integrated modesty panel with built-in cable trough.
- Tables can be connected together by using ganging kit (included).
- Overall table height: 29 1/2", four 3" locking casters.
- 150 lb. weight capacity, evenly distributed.
- Tables available with Silver frame, and tops in either Thermally Fused Laminate (TFL) with standard T-Mold or High Pressure Laminate (HPL) with your choice of (4) edge treatments.
- HPL Edge Treatments: Standard T-Mold (HT), Knife-Edge (HK), or Fluted (HR), or 3mm (H3) available in corporate edge colors.
- Manufactured cutouts (5.25" x 3") for daisy chain electrical kits now available on 24"D & 30"D rectangular tables (one centered cutout per table. Grommet not included). Add "E" suffix and \$30 list upcharge per cutout. See Training Tables Power Options pg 227 for surface mount kits.
- Silver Base only.
- Tables are shipped in two boxes.
- 6 1/8" between tables when nested.

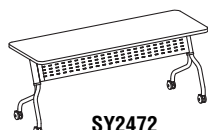


SY2448



SY2460


Shown with optional manufactured cut-outs for daisy chain electrical kits.



SY2472



SYP24



SYT24



SYT30



30° Pie



60° Pie



90° Pie

HOW TO SPECIFY

Start with base model number and **SELECT ONE CODE FROM EACH OF THE OPTIONS** to complete your final model number for ordering:

Select MODEL NUMBER (ie., SY2448)	Step 1: Select [♣] CUTOUT (OPTIONAL)	Step 2: Select [■] LAMINATE/EDGE TYPE
	E = Rectangular (Cutout Only) (Add \$30 List)	T = TFL Laminate /T-Mold Edge
	G = Center Grommet (Add \$30 List)	HT = HPL Laminate /T-Mold Edge HK = HPL Laminate /Knife Edge H3 = HPL Laminate /3mm Edge
	M = Left/Right (2)Grommets (Add \$60 List)	

Add codes to indicate your selections: **E** **T**

The final Model Number for Base Product SY2448 with the highlighted selections would be SY2448-E-T (or SY2448ET).

See next page for Cutout and Laminate/Edge options.

Note: All non-standard cutouts (other than above) in any size/location/top will be honored with no minimum quantity requirements. Contact spaceplanning@mayline.com for quote request and drawing signoff will be required before order is processed.

RECTANGULAR SURFACES

Model No.	Description	Wt.	Available Cutouts	TFL List Price "T" Suffix	HPL List Price "HT, HK, HR, or H3" Suffix
SY1848	48" x 18" Rectangular	66#	G	\$627	\$686
SY1854	54" x 18" Rectangular	71#	G	\$673	\$724
SY1860	60" x 18" Rectangular	76#	G,M	\$686	\$759
SY1866	66" x 18" Rectangular	80#	G,M	\$710	\$776
SY1872	72" x 18" Rectangular	86#	G,M	\$730	\$806
SY2448	48" x 24" Rectangular	76#	E,G	\$686	\$759
SY2454	54" x 24" Rectangular	82#	E,G	\$731	\$802
SY2460	60" x 24" Rectangular	86#	E,G,M	\$759	\$837
SY2466	66" x 24" Rectangular	92#	E,G,M	\$788	\$879
SY2472	72" x 24" Rectangular	96#	E,G,M	\$806	\$896
SY3048	48" x 30" Rectangular	86#	E,G	\$747	\$837
SY3054	54" x 30" Rectangular	93#	E,G	\$783	\$875
SY3060	60" x 30" Rectangular	99#	E,G,M	\$822	\$911
SY3066	66" x 30" Rectangular	105#	E,G,M	\$850	\$940
SY3072	72" x 30" Rectangular	111#	E,G,M	\$879	\$969

CRESCENT SURFACES (48" Radius)

SYC24	67"x 24" Crescent	78#	-	\$776	\$853
-------	-------------------	-----	---	-------	-------

TRAPEZOID SURFACES

SYP24	60" x 24" Trapezoid	78#	-	\$776	\$853
-------	---------------------	-----	---	-------	-------

TRANSITION SURFACES

SYT24	48"W x 24"D	78#	-	\$823	\$884
SYT30	60"W x 30"D	100#	-	\$849	\$909

PIE CONNECTORS

P3018	18" x 30° Pie	4#	-	\$226	\$253
P6018	18" x 60° Pie	8#	-	\$238	\$265
P9018	18" x 90° Pie	12#	-	\$253	\$280
P3024	24" x 30° Pie	6#	-	\$226	\$253
P6024	24" x 60° Pie	12#	-	\$238	\$265
P9024	24" x 90° Pie	18#	-	\$253	\$280
P3030	30" x 30° Pie	8#	-	\$226	\$253
P6030	30" x 60° Pie	16#	-	\$238	\$265
P9030	30" x 90° Pie	22#	-	\$253	\$280

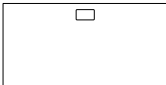
SYNC™ TABLES

Note: All non-standard cutouts (other than above) in any size/location/top will be honored with no minimum quantity requirements. Contact spaceplanning@mayline.com for quote request and drawing signoff will be required before order is processed.

CUTOUT OPTIONS [✱]

“E” - \$30 List upcharge

(1) Manufactured rectangular cutout 5.25" x 3" for daisy chain electrical kits only. Grommet caps not included with cutout. See page 227 for available kit options.



Cutout-E

“G” - \$30 List upcharge

(1) Manufactured round cutout 1.75" in diameter located in center approach side of top. Includes grommet cap. Black only.



Cutout-G

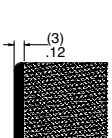
“M” - \$60 List upcharge

(2) Manufactured round cutouts 1.75" diameter located on right and left approach side of top. Includes (2) grommet caps. Black only.

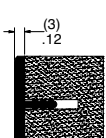


Cutout-M

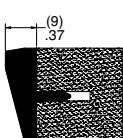
LAMINATE EDGE TYPE [■]



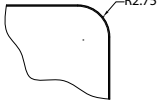
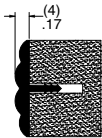
3 MM EDGE BAND (option H3)



T-MOLD (option T or HT)

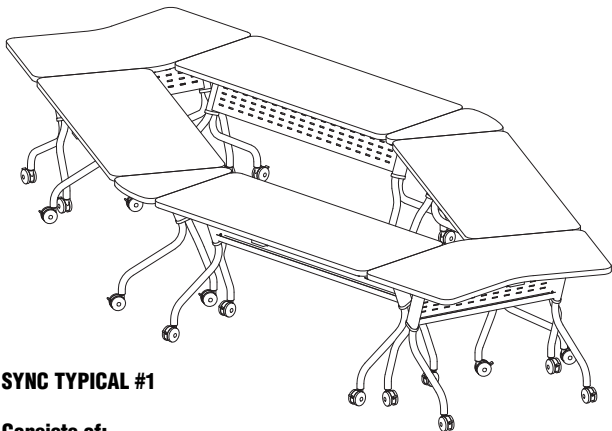


KNIFE EDGE (option HK)



SYNC™ TYPICALS (IDEA STARTERS ONLY)

- Must order by individual Model Numbers.

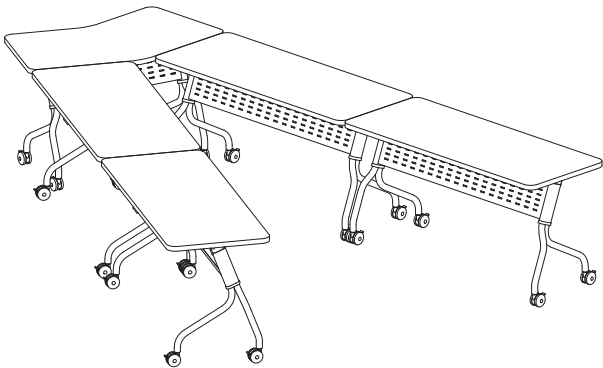


SYNC TYPICAL #1

Consists of:

QTY.	MODEL NO.	DESCRIPTION	LIST PRICE EACH
4	SY2460T	Rectangular Table, 24" x 60"	\$759
2	SYT24T	24"D Transition Table	\$823
2	P3024T	24" x 30° Pie	\$226

TOTAL: **\$5134**

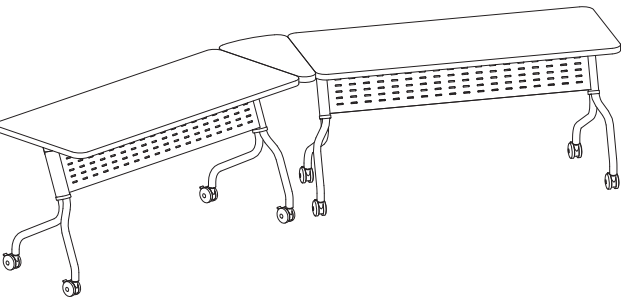


SYNC TYPICAL #2

Consists of:

QTY.	MODEL NO.	DESCRIPTION	LIST PRICE EACH
4	SY2460T	Rectangular Table, 24" x 60"	\$759
1	SYT24T	24"D Transition Table	\$823

TOTAL: **\$3859**



SYNC TYPICAL #3

Consists of:

QTY.	MODEL NO.	DESCRIPTION	LIST PRICE EACH
2	SY2460T	Rectangular Table, 24" x 60"	\$759
1	P3024T	24" x 30° Pie	\$226

TOTAL: **\$1744**

FLIP-N-GO® TABLES



FLIP-N-GO® TABLES

An excellent solution for your training or conference room needs.

- Base available in **Black or Silver** Finishes.
 - Minimal assembly required.
 - Dual-sided levers for a quick-flip of the top.
 - Tables nest for compact storage.
 - Integrated Modesty Panel with built-in cable trough.
 - Tables can be connected together by using ganging kit (included).
 - Tables are shipped in two boxes, top and base separately.
 - Overall HPL table height: 29".
 - Four locking casters.
 - 5 1/4" between tables when nested.
 - 150 lb. weight capacity, evenly distributed.
 - Tables available in either Thermally Fused Laminate (TFL) with standard T-Mold or High Pressure Laminate (HPL) with your choice of 4 edge treatments.
 - HPL Edge Treatments: Standard T-Mold (HT), Knife-Edge (HK), or Fluted (HR), or 3mm (H3) available in corporate edge colors.
 - Manufactured cutouts (5.25" x 3") for daisy chain electrical kits now available on 24"D & 30"D rectangular tables (one centered cutout per table **grommet not included**).
- Add "E" suffix and \$30 list upcharge per cutout. See Training Tables Power Options page 227 for surface mount kits.

HOW TO SPECIFY

Start with base model number and **SELECT ONE CODE FROM EACH OF THE OPTIONS** to complete your final model number for ordering:

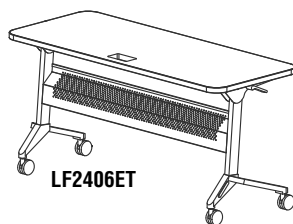
Select MODEL NUMBER (ie., LF2448)	Step 1: Select [✦] CUTOUT (OPTIONAL)	Step 2: Select [■] LAMINATE/EDGE TYPE
	E = Rectangular (Cutout Only) (Add \$30 List)	T = TFL Laminate /T-Mold Edge
	G = Center Grommet (Add \$30 List)	HT = HPL Laminate /T-Mold Edge
	M = Left/Right (2)Grommets (Add \$60 List)	HK = HPL Laminate /Knife Edge
		H3 = HPL Laminate /3mm Edge

Add codes to indicate your selections: **E** **T**

The final Model Number for Base Product LF2448 with the highlighted selections would be **LF2448-E-T** (or **LF2448ET**).

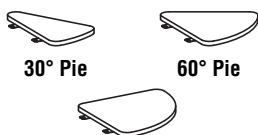
See next page for Cutout and Laminate/Edge options.

Note: All non-standard cutouts (other than above) in any size/location/top will be honored with no minimum quantity requirements. Contact spaceplanning@mayline.com for quote request and drawing signoff will be required before order is processed.



RECTANGULAR SURFACES

Model No.	Dimensions	Wt.	Available Cutouts	TFL List Price "T" Suffix	HPL List Price "HT, HK, HR, or H3" Suffix
LF1848	48" x 18" Rectangular	66#	G	\$570	\$624
LF1860	60" x 18" Rectangular	76#	G,M	\$624	\$693
LF1872	72" x 18" Rectangular	86#	G,M	\$666	\$732
LF2448	48" x 24" Rectangular	76#	E,G	\$624	\$693
LF2460	60" x 24" Rectangular	86#	E,G,M	\$693	\$759
LF2472	72" x 24" Rectangular	96#	E,G,M	\$732	\$814



CRESCENT SURFACES (48" Radius)

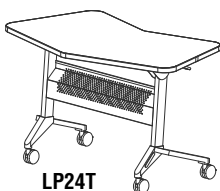
LC24	67" x 24" Crescent	76#	-	\$747	\$814\$853
-------------	--------------------	-----	---	-------	------------

TRAPEZOID SURFACES

LP24	60" x 24" Trapezoid	76#	-	\$666	\$720
-------------	---------------------	-----	---	-------	-------

PIE CONNECTORS

P3018	18" x 30° Pie	4#	-	\$226	\$253
P6018	18" x 60° Pie	8#	-	\$238	\$265
P9018	18" x 90° Pie	12#	-	\$253	\$280
P3024	24" x 30° Pie	6#	-	\$226	\$253
P6024	24" x 60° Pie	12#	-	\$238	\$265
P9024	24" x 90° Pie	18#	-	\$253	\$280



LP24T
Conference Layout



LP24T
Stadium Layout

TRANSITION TABLES (Surfaces can be installed in either direction)

LT24	48"W x 24"D	76#	-	\$748	\$814
-------------	-------------	-----	---	-------	-------

FLIP-N-GO® TABLES

Note: All non-standard cutouts (other than above) in any size/location/top will be honored with no minimum quantity requirements. Contact spaceplanning@mayline.com for quote request and drawing signoff will be required before order is processed.

CUTOUT OPTIONS [✦]**"E" - \$30 List upcharge**

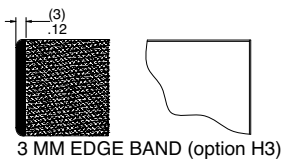
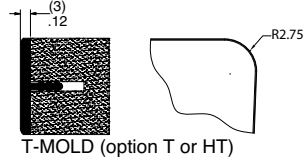
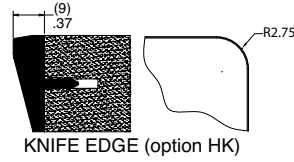
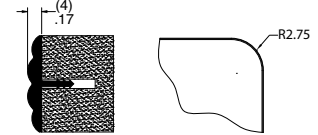
(1) Manufactured rectangular cutout 5.25" x 3" for daisy chain electrical kits only. Grommet caps not included with cutout. See page 227 for available kit options.

**Cutout-E****"G" - \$30 List upcharge**

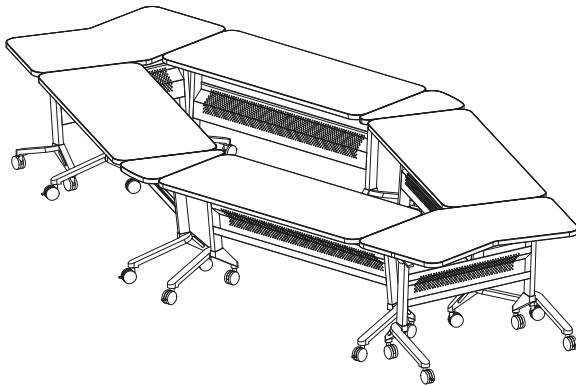
(1) Manufactured round cutout 1.75" in diameter located in center approach side of top. Includes grommet cap. Black only.

**Cutout-G****"M" - \$60 List upcharge**

(2) Manufactured round cutouts 1.75" diameter located on right and left approach side of top. Includes (2) grommet caps. Black only.

**Cutout-M****LAMINATE EDGE TYPE [■]****3 MM EDGE BAND (option H3)****T-MOLD (option T or HT)****KNIFE EDGE (option HK)****FLIP-N-GO TYPICALS (IDEA STARTERS ONLY)**

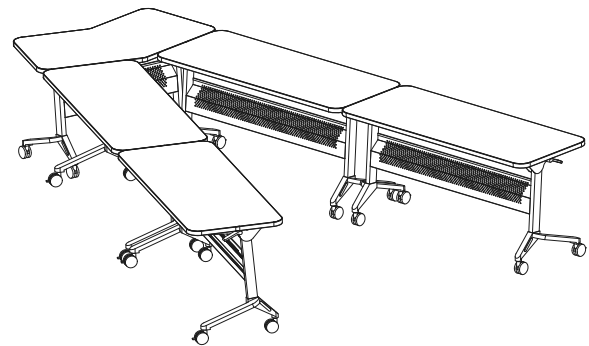
- Must order by individual Model Numbers.

**FLIP-N-GO TYPICAL #1**

Consists of:

QTY.	MODEL NO.	DESCRIPTION	LIST PRICE EACH
4	LF2460T	Rect. Table, 24 x 60	\$693
2	LT24T	24"D Transition Table	\$748
2	P3024T	24" x 30° Pie	\$226

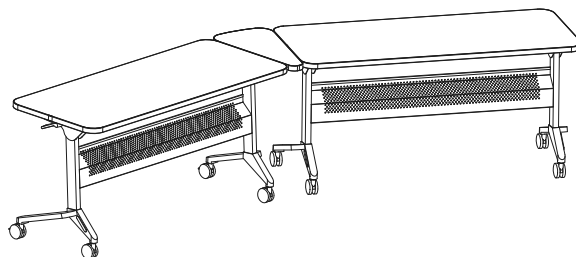
TOTAL: \$4720

**FLIP-N-GO TYPICAL #2**

Consists of:

QTY.	MODEL NO.	DESCRIPTION	LIST PRICE EACH
4	LF2460T	Rect. Table, 24 x 60	\$693
1	LT24T	24"D Transition Table	\$748

TOTAL: \$3520

**FLIP-N-GO TYPICAL #3**

Consists of:

QTY.	MODEL NO.	DESCRIPTION	LIST PRICE EACH
2	LF2460T	Rect. Table, 24" x 60"	\$693
1	P3024T	24" x 30° Pie	\$226

TOTAL: \$1612

T-MATE™ TABLES



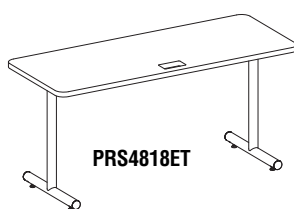
T-MATE™ TABLES

Shared-leg design saves cost and provides more knee space.

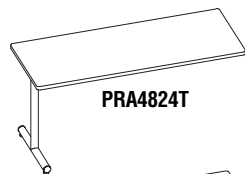
- Starter Tables supplied with two legs for freestanding applications.
- Adder Tables supplied with one leg. Any shared leg configuration requires one Starter Table and all remaining tables can be Adders.
- Tables can be connected together by using the optional ganging accessory (not available for 18").
- Overall table height: 29".
- 100 lb. weight capacity on Starter Tables, weight evenly distributed.
- Optional Modesty Panel, with built-in cable trough (2.8" depth), can be added to any tabletop.
- Tables available in either Thermally Fused Laminate with standard T-Mold or High Pressure Laminate with your choice of 3 edge treatments.
- HPL T-Mold Edge Treatments: Standard T-Mold (T), Knife-Edge (K), or Fluted (R) available in corporate edge colors.
- TFL table leg finishes available in Black. All corporate paint colors available for HPL table legs.
- Manufactured cutouts (5.25" x 3") for daisy chain electrical kits now available on 24"D & 30"D rectangular tables (one centered cutout per table grommet not included).

Add "E" suffix and \$30 list upcharge per cutout. See Training Tables Power Options page 227 for surface mount kits.

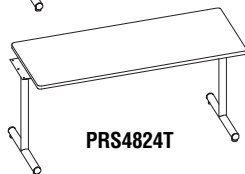
NOTE: These tables are designed for static use applications only. They are not designed to be slid and/or dragged across any floor surface. For applications requiring mobility, please refer to one of our many mobile training table options.




PRS4818ET



PRA4824T



PRS4824T

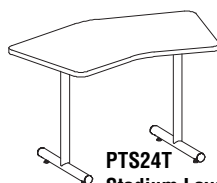


30° Pie

60° Pie



PTS24T
Conference Layout



PTS24T
Stadium Layout

RECTANGULAR SURFACES

Model No.	Dimensions	Wt.	Available Cutouts	TFL List Price "T" Suffix	HPL List Price "HT, HK, HR, or H3" Suffix
PRS4818	Starter, 48" x 18" Rectangular	40#	G	\$542	\$597
PRA4818	Adder, 48" x 18" Rectangular	32#	G	\$365	\$408
PRS6018	Starter, 60" x 18" Rectangular	50#	G,M	\$542	\$610
PRA6018	Adder, 60" x 18" Rectangular	42#	G,M	\$392	\$435
PRS7218	Starter, 72" x 18" Rectangular	60#	G,M	\$583	\$638
PRA7218	Adder, 72" x 18" Rectangular	52#	G,M	\$597	\$666
PRA4824	Adder, 48" x 24" Rectangular	42#	E,G	\$435	\$474
PRS6024	Starter, 60" x 24" Rectangular	60#	E,G	\$610	\$678
PRA6024	Adder, 60" x 24" Rectangular	52#	E,G,M	\$461	\$501
PRS7224	Starter, 72" x 24" Rectangular	70#	E,G,M	\$638	\$701
PRA7224	Adder, 72" x 24" Rectangular	62#	E,G,M	\$528	\$583
PRS4830	Starter, 48" x 30" Rectangular	60#	E,G	\$610	\$678
PRA4830	Adder, 48" x 30" Rectangular	52#	E,G	\$446	\$501
PRS6030	Starter, 60" x 30" Rectangular	70#	E,G,M	\$651	\$720
PRA6030	Adder, 60" x 30" Rectangular	62#	E,G,M	\$488	\$542
PRS7230	Starter, 72" x 30" Rectangular	80#	E,G,M	\$666	\$732
PRA7230	Adder, 72" x 30" Rectangular	72#	E,G,M	\$542	\$597
PRS4824	Rectangular	50#		\$597	\$666

PIE CONNECTORS

P3018	18" x 30° Pie	4#	-	\$226	\$253
P6018	18" x 60° Pie	8#	-	\$238	\$265
P9018	18" x 90° Pie	12#	-	\$253	\$280
P3024	24" x 30° Pie	6#	-	\$226	\$253
P6024	24" x 60° Pie	12#	-	\$238	\$265
P9024	24" x 90° Pie	18#	-	\$253	\$280
P3030	30" x 30° Pie	8#	-	\$226	\$253
P6030	30" x 60° Pie	16#	-	\$238	\$265
P9030	30" x 90° Pie	22#	-	\$253	\$280

TRANSITION TABLES (Surfaces can be installed in either direction)

PTS18	Starter, 36 1/2"W x 18"D	40#	-	\$542	\$597
PTA18	Adder, 36 1/2"W x 18"D	32#	-	\$338	\$408
PTS24	Starter, 48"W x 24"D	50#	-	\$610	\$666
PTA24	Adder, 48"W x 24"D	42#	-	\$542	\$597
PTS30	Starter, 59 1/2"W x 30"D	60#	-	\$705	\$747
PTA30	Adder, 59 1/2"W x 30"D	52#	-	\$638	\$678

HOW TO SPECIFY

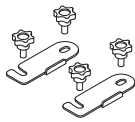
Start with base model number and **SELECT ONE CODE FROM EACH OF THE OPTIONS** to complete your final model number for ordering:

Select MODEL NUMBER (ie., PRS7224)	Step 1: Select [✦] CUTOUT (OPTIONAL)	Step 2: Select [■] LAMINATE/EDGE TYPE
	E = Rectangular (Cutout Only) (Add \$30 List)	T = TFL Laminate /T-Mold Edge
	G = Center Grommet (Add \$30 List)	HT = HPL Laminate /T-Mold Edge
	M = Left/Right (2)Grommets (Add \$60 List)	HK = HPL Laminate /Knife Edge
		H3 = HPL Laminate /3mm Edge

Add codes to indicate your selections: E T

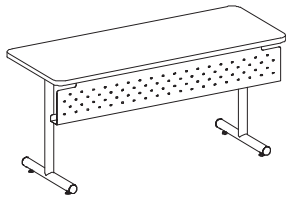
The final Model Number for Base Product PRS7224 with the highlighted selections would be PRS7224-E-T (or PRS7224ET).

See next page for Cutout and Laminate/Edge options.

T-MATE™ TABLES**UNIVERSAL GANGING ACCESSORY** – designed to connect two table edges together.

Model No.	Description	Wt.	List Price
10GA	Universal Ganging Accessory	4#	\$52*

Ganging Accessory not available for 18" tables.

**OPTIONAL STEEL MODESTY PANEL**

Model No.	Description	List Price
MOD48	For 48" Rectangular Table & 30" Transition Table	\$216
MOD60	For 60" Rectangular Table	\$229
MOD72	For 72" Rectangular Table	\$257
MODTT	For 24" Transition Table	\$243

CUTOUT OPTIONS [✦]**"E" - \$30 List upcharge**

(1) Manufactured rectangular cutout 5.25" x 3" for daisy chain electrical kits only. Grommet caps not included with cutout. See page 227 for available kit options.



Cutout-E

"G" - \$30 List upcharge

(1) Manufactured round cutout 1.75" in diameter located in center approach side of top. Includes grommet cap. Black only.



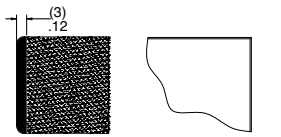
Cutout-G

"M" - \$60 List upcharge


(2) Manufactured round cutouts 1.75" diameter located on right and left approach side of top. Includes (2) grommet caps. Black only.



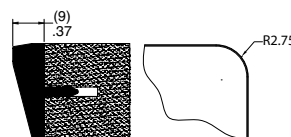
Cutout-M

LAMINATE EDGE TYPE [■]

3 MM EDGE BAND (option H3)



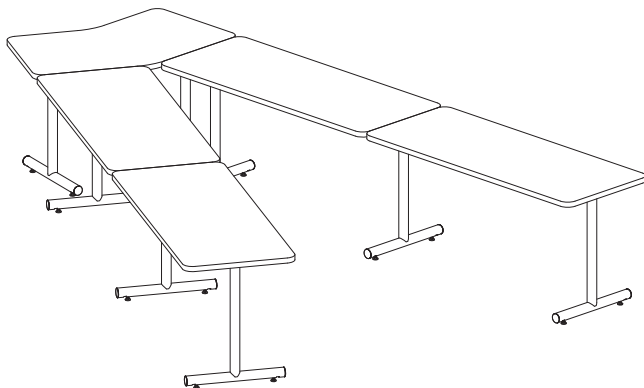
T-MOLD (option T or HT)



KNIFE EDGE (option HK)

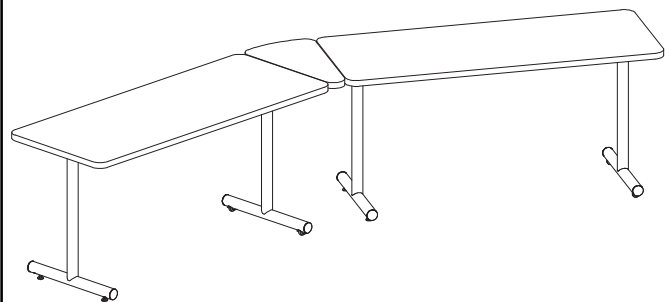
**T-MATE TYPICALS (IDEA STARTERS ONLY)**

• Must order by individual Model Numbers.

**T-MATE LPL TYPICAL #2**

Consists of:

QTY.	MODEL NO.	DESCRIPTION	LIST PRICE EACH
2	PRS6024T	Starter, 60" x 24" Rectangular	\$610
2	PRA6024T	Adder, 60" x 24" Rectangular	\$461
1	PTS24T	Starter, 24" Transition	\$610
2	10GA	Ganging Kit	\$52

TOTAL: \$2856**T-MATE LPL TYPICAL #3**

Consists of:

QTY.	MODEL NO.	DESCRIPTION	LIST PRICE EACH
2	PRS6024T	Starter, 60" x 24" Rectangular	\$610
1	P3024T	24" x 30° Pie	\$226

TOTAL: \$1446

TRAINING TABLE POWER OPTIONS

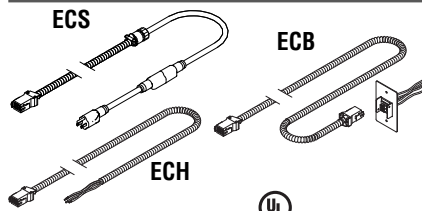


- UL Listed Components
- Non-sequential connections
- Convenient kits provide easy specifying
- Electrical kits not available for 18" Flip-N-Go or Sync

- It is the customer's responsibility to ensure that the use of electrical systems, including the number of receptacles on a given circuit and connection to a building power source, be in compliance with all electrical codes.
- See Power Infeed Option section for limitations of number of linked tables.

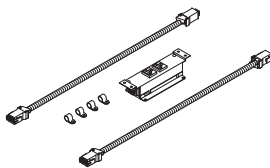
POWER INFEEED OPTIONS

NOTE: Power Infeed Option must be added to the first table in a run.



Model No.	Description	List Price
ECS	72" Corded Starter Limit 10 tables linked	\$267
ECB	Quick Disconnect block & 72" cable w/ black wrap Limit 20 tables linked	\$255
ECH	Hardwire Infeed, 72" w/black wrap Limit 20 tables linked	\$173

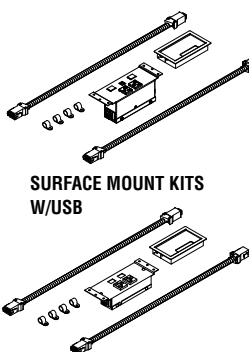
UNDERSURFACE KITS



Model No.	Description	List Price
EC48UB	48" Table Kit – 2 power receptacles	\$408
EC54UB	54" Table Kit – 2 power receptacles	\$408
EC60UB	60" Table Kit – 2 power receptacles	\$408
EC66UB	66" Table Kit – 2 power receptacles	\$408
EC72UB	72" Table Kit – 2 power receptacles	\$408
EC48UDB	48" Table Kit – 2 power/2data receptacles	\$442
EC60UDB	60" Table Kit – 2 power/2data receptacles	\$442
EC72UDB	72" Table Kit – 2 power/2data receptacles	\$442

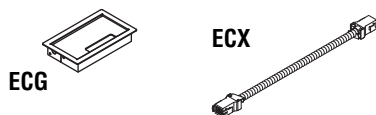
SURFACE MOUNT KITS

- Manufactured cutouts now standard option on select training tables. Applies to Meeting Plus, Sync, Flip-N-Go and T-Mate tables.
- Surface Mount Kits are intended to fit the "E" - style rectangular cutout on the training tables listed above.
- Grommet holes can also be field installed – 5 1/4" x 3" cutout in worksurface is required.



Model No.	Description	List Price
EC48FB	48" Table Kit – Black Flush Grommet, 2 power receptacles	\$542
EC48FS	48" Table Kit – Silver – Silver Flush Grommet, 2 power receptacles	\$542
EC48FJB	48" Table Kit - Black Flush Grommet, 2 power/2 data receptacles, 2 2.1Amp USB charging ports	\$571
EC48FJS	48" Table Kit - Silver Flush Grommet, 2 power/2 data receptacles, 2 2.1Amp USB charging ports	\$571
EC54FB	54" Table Kit - Black Flush Grommet, 2 power receptacles	\$542
EC54FS	54" Table Kit - Silver Flush Grommet, 2 power receptacles	\$542
EC60FB	60" Table Kit - Black Flush Grommet, 2 power receptacles	\$542
EC60FS	60" Table Kit - Silver Flush Grommet, 2 power receptacles	\$542
EC60FDB	60" Table Kit - Black Flush Grommet, 2 power receptacles, 2 data receptacles	\$571
EC60FDS	60" Table Kit - Silver Flush Grommet, 2 power receptacles, 2 data receptacles	\$571
EC60FJB	60" Table Kit - Black Flush Grommet, 2 power/2 data receptacles, 2 2.1Amp USB charging ports	\$571
EC60FJS	60" Table Kit - Silver Flush Grommet, 2 power/2 data receptacles, 2 2.1Amp USB charging ports	\$571
EC66FB	66" Table Kit -Black Flush Grommet, 2 power receptacles	\$542
EC66FS	66" Table Kit - Silver Flush Grommet, 2 power receptacles	\$542
EC72FB	72" Table Kit - Black Flush Grommet, 2 power receptacles	\$542
EC72FS	72" Table Kit - Silver Flush Grommet, 2 power receptacles	\$542
EC72FDB	72" Table Kit - Black Flush Grommet, 2 power/2 data receptacles	\$571
EC72FDS	72" Table Kit - Silver Flush Grommet, 2 power/2 data receptacles	\$571
EC72FJB	72" Table Kit - Black Flush Grommet, 2 power/2 data receptacles, 2 2.1Amp USB charging ports	\$571
EC72FJS	72" Table Kit - Silver Flush Grommet, 2 power/2 data receptacles, 2 2.1Amp USB charging ports	\$571

EXTENSION OPTION



Model No.	Description	List Price
ECX	12" Extension Cable	\$93
ECG	Grommet Cover (5.69 x 3.38)	\$99

ELECTRICAL/USB ACCESSORIES

- Power and USB grommet options - available in white (W) or black (B)
- Grommet modules are intended to fit the "G" or "M" cutouts on the training tables listed above.
- Grommet holes can also be installed - 1 3/4" cutout required
- Spill proof

F740POW



F740USB

Model No.	Description	List Price
F740POWW	Power Module Single Outlet - White; 72" cord	\$69
F740POWB	Power Module Single Outlet - Black; 72" cord	\$69
F740USBW	(2) 2 amp charging USB ports - White; 72" cord	\$219
F740USBB	(2) 2 amp charging USB ports - Black; 72" cord	\$219

TRANSACTION™

CONFERENCE TABLES



TransAction's great style and smart design is perfect for today's multi-media conference rooms. Full size tables in three shapes in over 600 high-pressure laminates (HPL)s to complete your high-tech conference room. A full technology trough and surface opening with floating acrylic cover allow the power and data required for today's tech intensive meetings to be easily accessible yet concealed.

- Three shapes of conference surfaces: Boat-shaped, Rectangular, Racetrack
- Stylish heavy steel base and leg panels available in Mayline Corporate colors with leg inserts to match the table surface laminate or veneer.
- Tops constructed of 1 1/8" thick high-pressure laminate (HPL) with knife-edge T-mold. Biltmore Cherry and Witchcraft laminates match Aberdeen Conference Accessories.
- 8' and 10' tables have two starter legs with one trough opening/cover; 12' table has two starter legs, one adder support leg and two trough openings/covers. Additional support leg and trough opening/cover per 6' section.
- All tables 29.5" in height.
- Power and data components ordered separately.

BASIC TABLES – HPL – No technology trough or opening. Preconfigured Power Kits CANNOT be installed.

Model No.	Description	Weight	Suggested Seating Capacity	List Price
TAC8BB	96" x 42" Boat-Shaped	229#	6-8	\$3184
TAC8BR	96" x 42" Rectangular	229#	6-8	\$3184
TAC8BT	96" x 42" Racetrack	229#	6-8	\$3184
TAC10BB	120" x 48" Boat-Shaped	311#	8-10	\$3979
TAC10BR	120" x 48" Rectangular	311#	8-10	\$3979
TAC10BT	120" x 48" Racetrack	311#	8-10	\$3979
TAC12BB	144" x 54" Boat-Shaped	400#	10-12	\$5319
TAC12BR	144" x 54" Rectangular	400#	10-12	\$5319
TAC12BT	144" x 54" Racetrack	400#	10-12	\$5319
TAC18BB	216" x 54" Boat-Shaped	591#	14-16	\$7626
TAC18BR	216" x 54" Rectangular	591#	14-16	\$7626
TAC18BT	216" x 54" Racetrack	591#	14-16	\$7626
TAC24BB	288" x 54" Boat-Shaped	782#	16-20	\$9934
TAC24BR	288" x 54" Rectangular	782#	16-20	\$9934
TAC24BT	288" x 54" Racetrack	782#	16-20	\$9934
TAC6BA	72" x 54" Complete Adder – Applicable to any shape top	191#	2-4	\$2307

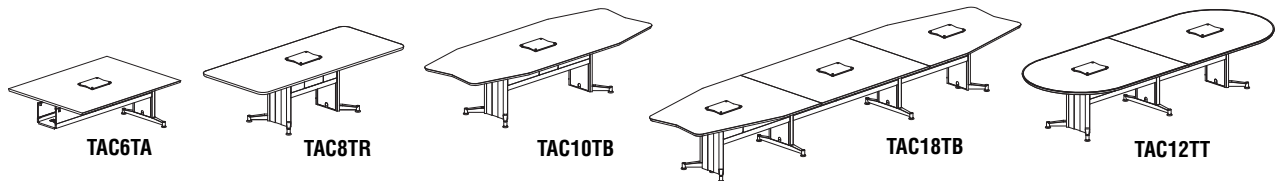


TRANSACTION™ SERIES CONFERENCE TABLES

- Technology intensive tables include under table trough and surface opening with acrylic cover.
- 8' and 10' tables have two starter legs with trough opening/cover, 12' tables have two starter legs, one adder support leg and two trough openings / covers. Additional support leg and trough opening/per section.

TECHNOLOGY INTENSIVE HPL TABLES

Model No.	Description	Weight	Suggested Seating Capacity	List Price
TAC8TB	96" x 42" Boat-Shaped	229#	6-8	\$4489
TAC8TR	96" x 42" Rectangular	229#	6-8	\$4489
TAC8TT	96" x 42" Racetrack	229#	6-8	\$4489
TAC10TB	120" x 48" Boat-Shaped	311#	8-10	\$5616
TAC10TR	120" x 48" Rectangular	311#	8-10	\$5616
TAC10TT	120" x 48" Racetrack	311#	8-10	\$5616
TAC12TB	144" x 54" Boat-Shaped	440#	10-12	\$8041
TAC12TR	144" x 54" Rectangular	440#	10-12	\$8041
TAC12TT	144" x 54" Racetrack	440#	10-12	\$8041
TAC18TB	216" x 54" Boat-Shaped	669#	14-16	\$11161
TAC18TR	216" x 54" Rectangular	669#	14-16	\$11161
TAC18TT	216" x 54" Racetrack	669#	14-16	\$11161
TAC24TB	288" x 54" Boat-Shaped	898#	16-20	\$14096
TAC24TR	288" x 54" Rectangular	898#	16-20	\$14096
TAC24TT	288" x 54" Racetrack	898#	16-20	\$14096
TAC6TA	72" x 54" Complete Adder – Applicable to any shape top	229#	2-4	\$3119



TRANSACTION™ MEDIA TABLES



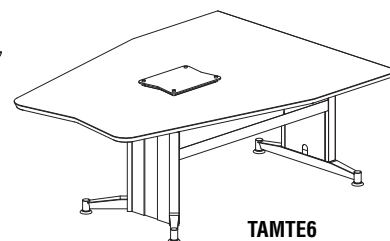
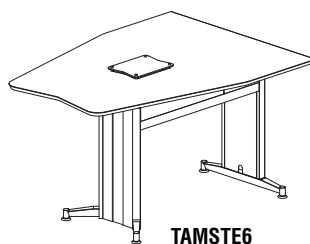
TransAction's boat-shaped Media Table offers a perfect solution for collaborative meetings requiring data and power connectivity and flexibility.

- Boat-shaped table available in Standing Height 42" or Sitting Height 29 1/2".
- Models available with or without power and data package.
- Optional power and data package includes:
 - 1–Single technology well power kit – single circuit
 - 3–Telecom plates – RJ11 CAT3 Phone and RJ45 CAT6 Data, USB, USB & 15 Pin-HD VGA F/F
 - 1–Plug-in power cord infeed 72" long – single circuit
- Other telecom plate options available as well as hardwire infeed. Call Ext. 222 in Customer Service for assistance.
- Contemporary styling, durable construction at an affordable price.
- Heavy-gauge steel table frames.
- Available in all Mayline high-pressure laminate surfaces.
- Biltmore Cherry and Witchcraft laminates match Aberdeen Conference Accessories.
- Limited Lifetime Warranty.

Model No.	Description	Wt.	List Price
TAMST6	54"W x 72"L x 42"H Standing Height Table	254#	\$4461
TAMSTE6	54"W x 72"L x 42"H Standing Height Table w/ power and data package	269#	\$5551
TAMT6	54"W x 72"L x 29 1/2"H Sitting Height Table	229#	\$4056
TAMTE6	54"W x 72"L x 29 1/2"H Sitting Height Table w/ power and data package	244#	\$5146



TransAction Media Table shown with Aberdeen Conference Accessories.



CONFERENCE TABLE POWER/TELECOM OPTIONS


- UL Recognized and CSA Certified Components.
- Convenient kits provide easy specifying.
- Ten Telecom Plate Options sold individually; others available upon request.
- Power and Telecom Plates are installed in trough panel.
- Additional options available upon special request to meet your requirements.
- Kits must be used with Mayline Hardwire Starter Cable.
- **Power Kits CANNOT be installed into Basic TransAction Conference Tables.**
- It is the customer's responsibility to ensure that the use of electrical systems, including the number of receptacles on a given circuit, and connection to building power source, be in compliance with all electrical codes.

POWER INFED OPTIONS



- All circuits rated for 20 AMPS and are energized; includes female connector, length of flex cable and box connector.
- Up to 10 power blocks can be linked per hardwire cable.

Model No.	Description	List Price
TAESC72	72" Hardwire Starter Cable	\$186
TAESC108	108" Hardwire Starter Cable	\$240
TAESC144	144" Hardwire Starter Cable	\$294

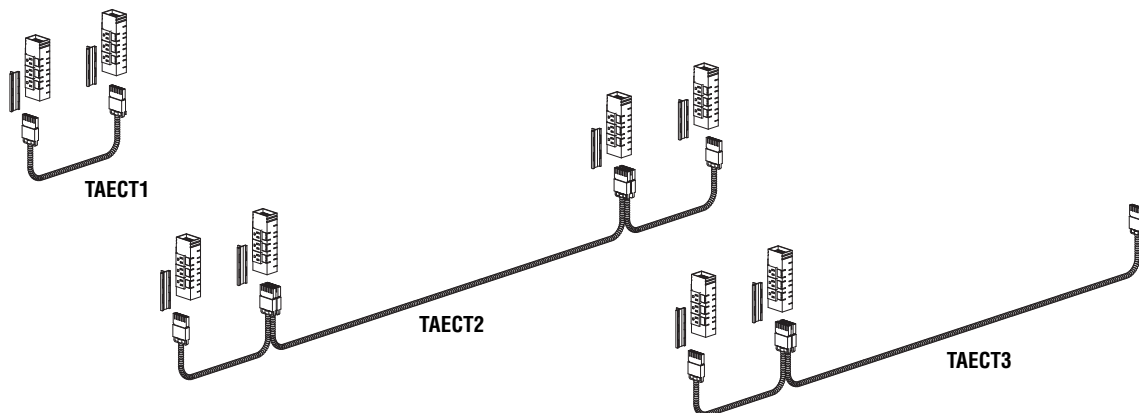


TAESC72

PRECONFIGURED CONFERENCE POWER KITS



Model No.	Description	List Price
TAECT1	Single Technology Well Kit - for Single Well 8' and 10' Technology Conference Tables. (2) Double sided power block with circuit 1, 2 and IG receptacles on each side, (2) mounting bracket for block, (1) 24" 8 wire 4 circuit interconnecting cable.	\$445
TAECT2	Dual Technology Well Kit - for 12' Dual Well Technology Conference Tables or larger. (4) Double sided power block with circuit 1, 2 and IG receptacles on each side, (2) mounting bracket for block, (2) 26" 8 wire 4 circuit interconnecting cable, (1) 68" 8 wire 4 circuit interconnecting cable, (1) simplex removal tool.	\$1066
TAECT3	6' Adder Conference Table Kit - add one Kit for each 6' Adder plus one TAECT2. (2) Double sided power block with circuit 1, 2 and IG receptacles on each side, (2) mounting bracket for block, (1) 26" 8 wire 4 circuit interconnecting cable, (1) 68" 8 wire 4 circuit interconnecting cable. (For example: a TAC24TB will require one TAECT2 Kit and two TAECT3 Kits.)	\$623




TAECT1

TAECT2

TAECT3

INDIVIDUAL TELECOM PLATE OPTIONS

- Ten commonly used telecom connections are offered to complete the technology requirements of TransAction conference tables and TransAction desking data channels.
- Two (48" channel) and three (60" and 72" channel) openings per side of data channel.
- Black only.
- Common Telecom Definitions:
 - HDMI** (High Definition Multi-Media Interface) – Used to stream video on devices such as televisions or Blu-Ray DVD players.
 - 15 pin HD VGA F/F** (High Definition Video Graphics Array) – Used to stream video usually found on a laptop or projector.
 - Mini Stereo Inline Audio Connection** (also called a 1/8" phone jack or headphone jack) – Runs audio from computers and mp3 players.
 - USB** (Universal Serial Bus) – Connects computer peripherals such as mouse or keyboard to a computer.
- **Additional options available upon request.**



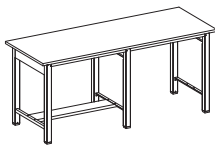
Model No.	Description	List Price
TAETP1	Telecom Plate with RJ11Cat3 Phone and RJ45 CAT6 Data	\$119
TAETP2	Telecom Plate with 2 RJ45 Cat6 Data	\$157
TAETP3	Telecom Plate with 3 RJ45 Cat6 Data	\$230
TAETP4	Telecom Plate with RJ45 Cat6 Data, Mini Stereo Inline, and 15 Pin HD, VGA F/F	\$260
TAETP5	Telecom Plate with 2 RJ45 Cat6 Data and 15 :in HD VGA F/F	\$283
TAETP6	Telecom Plate with 1 HDMI F/F, 1 Mini Stereo Inline and 1 15 Pin, HD VGA F/F	\$346
TAETP7	Telecom Plate with USB Inline	\$67
TAETP8	Telecom Plate with USB Inline and 15 Pin HD VGA F/F	\$193
TAETP9	Telecom Plate with 2 - 15 Pin HD VGA F/F	\$263
TAETP10	Telecom Plate with USB Inline, 15 Pin HD VGA F/F, and Mini Stereo Inline	\$243

RANGER® TEAM TABLES

GIZA/CAP

Mayline's Ranger Table is the perfect solution for project or other team meetings. The Ranger Team Table has the same great strength and quality as our standard Ranger drafting table which is the result of over 70 years of experience in the drafting industry. A variety of storage under the standing height table can house project or meeting materials.

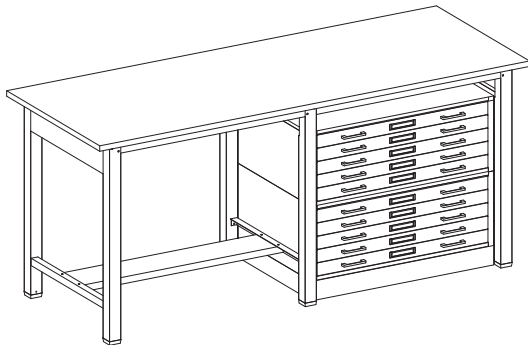
- Rectangular shape 36"D x 96"W x 42"H.
- Heavy-duty steel base provides strength and stability and is available as standard in Mayline Corporate colors.
- High pressure laminate top with 3mm edge banding.
- All Mayline Corporate color HPLs available from Wilsonart, Nevamar, Pionite, and Formica.
- Custom colors for storage or table elements available upon request with an extended lead time. Please call Customer Service for a quotation.



Model No.	Description	Wt.	List Price
7760	36"D x 96"W x 42"H Ranger Base Standing Height Table Interior Frame Dimensions 23"D x 41 1/4"W per Leg Section (85 1/2"W overall) x 39"H	170#	\$2239

The Ranger Team Table can be used with Mayline Plan Files, Lateral Files and Bookcases to store a variety of team and project materials. Refer to interior table dimensions to verify how many units will fit beneath the table. Please contact Customer Service with questions.

RANGER® TEAM TYPICALS



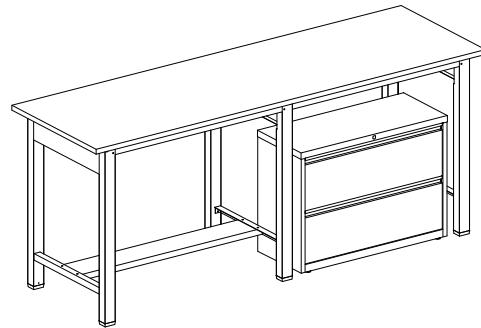
RANGER TEAM TYPICAL #1 – Any combination of Interlocking Files can be used, 5-Drawer and 10-Drawer models as seen in this Price List page 367.

Consists of:

QTY.	MODEL NO.	DESCRIPTION	LIST PRICE EACH
1		Team Table	\$2239
1		Steel Cap	\$535
1		Flush Base	\$369
2		5-Drawer Files	\$2315

RTT1

TOTAL: \$7774



RANGER TEAM TYPICAL #2 – Back-to-back laterals would extend beyond the leg structure of the table.

Consists of:

QTY.	MODEL NO.	DESCRIPTION	LIST PRICE EACH
1	7760	Team Table	\$2239
1	HLT362	Lateral File	\$852

RTT2

TOTAL: \$3091

WORKSPACES

DESKS & STORAGE

TABLES

SEATING

HIGH DENSITY STORAGE

MAILROOM FURNITURE

TECHNOLOGY FURNITURE

DRAFTING FURNITURE

PRODUCT INDEX

CSII™ CONFERENCE TABLES



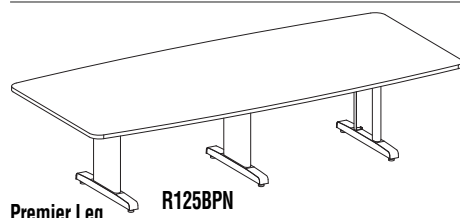
CSII CONFERENCE TABLES

Full-size conference tables with optional power and data modules designed for optional power and data access to operate computers and presentation equipment during meetings.

- Three shapes of conference surfaces: Racetrack, Boat, and Rectangular.
- All tables are 29"H overall.
- Table legs are constructed of 14 gauge steel and available in Mayline's standard black finish.
- Tops constructed of 1 1/8" thick high pressure laminate with t-mold edge.
- Tables can be ordered with black grommets.
- If ordering optional power module, table must be ordered with grommets.
- Slimline legs are 7"W and Premier legs are 13"W. Both have integrated cable channels within table legs.
- All tables standard with two legs, except for 120" with three legs.
- **Base Finish:** List prices shown are for black base finish. The bases can be finished in any other standard finish for a \$50 list upcharge. Add a "C" suffix after the model number and specify standard finish.
- **Work surfaces available in the six e5 colors; see box on page 50 for details.**

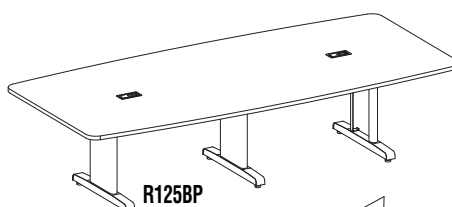
Model No.	Description	Slimline Leg Grommets (+S) List Price	Slimline Leg No Grommets (+SN) List Price	Premier Leg Grommets (+P) List Price	Premier Leg No Grommets (+PN) List Price
R73R	72" x 36" Rectangular	\$1298	\$1203	\$1392	\$1354
R73B	72" x 36" Boat-Shaped	\$1298	\$1203	\$1392	\$1354
R73V	72" x 36" Racetrack	\$1298	\$1203	\$1392	\$1354
R84R	84" x 42" Rectangular	\$1464	\$1428	\$1518	\$1482
R84B	84" x 42" Boat-Shaped	\$1464	\$1428	\$1518	\$1482
R84V	84" x 42" Racetrack	\$1464	\$1428	\$1518	\$1482
R94R	96" x 48" Rectangular	\$1500	\$1464	\$1555	\$1519
R94B	96" x 48" Boat-Shaped	\$1500	\$1464	\$1555	\$1519
R94V	96" x 48" Racetrack	\$1500	\$1464	\$1555	\$1519
R95R	96" x 54" Rectangular	\$1537	\$1500	\$1595	\$1556
R95B	96" x 54" Boat-Shaped	\$1537	\$1500	\$1595	\$1556
R95V	96" x 54" Racetrack	\$1537	\$1500	\$1595	\$1556
R104R	108" x 48" Rectangular	\$1710	\$1674	\$1785	\$1746
R104B	108" x 48" Boat-Shaped	\$1710	\$1674	\$1785	\$1746
R104V	108" x 48" Racetrack	\$1710	\$1674	\$1785	\$1746
R105R	108" x 54" Rectangular	\$1845	\$1810	\$1919	\$1883
R105B	108" x 54" Boat-Shaped	\$1845	\$1810	\$1919	\$1883
R105V	108" x 54" Racetrack	\$1845	\$1810	\$1919	\$1883
R124R	120" x 48" Rectangular	\$1977	\$1939	\$2050	\$2013
R124B	120" x 48" Boat-Shaped	\$1977	\$1939	\$2050	\$2013
R124V	120" x 48" Racetrack	\$1977	\$1939	\$2050	\$2013
R125R	120" x 54" Rectangular	\$2086	\$2050	\$2159	\$2124
R125B	120" x 54" Boat-Shaped	\$2086	\$2050	\$2159	\$2124
R125V	120" x 54" Racetrack	\$2086	\$2050	\$2159	\$2124

Model No.	Description	List Price
SPM	Optional Power Module [includes RJII-Cat 3 coupler (phone) and RJ45-Cat3 coupler (data)] – 6' power cord.	\$284

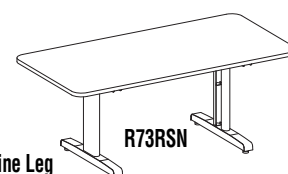


Premier Leg

R125BPN

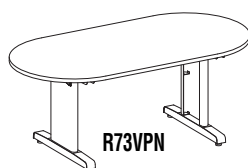


R125BP

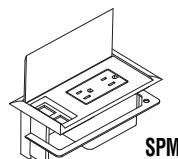


Slimline Leg

R73RSN



R73VPN



SPM

BISTRO SERIES TABLES



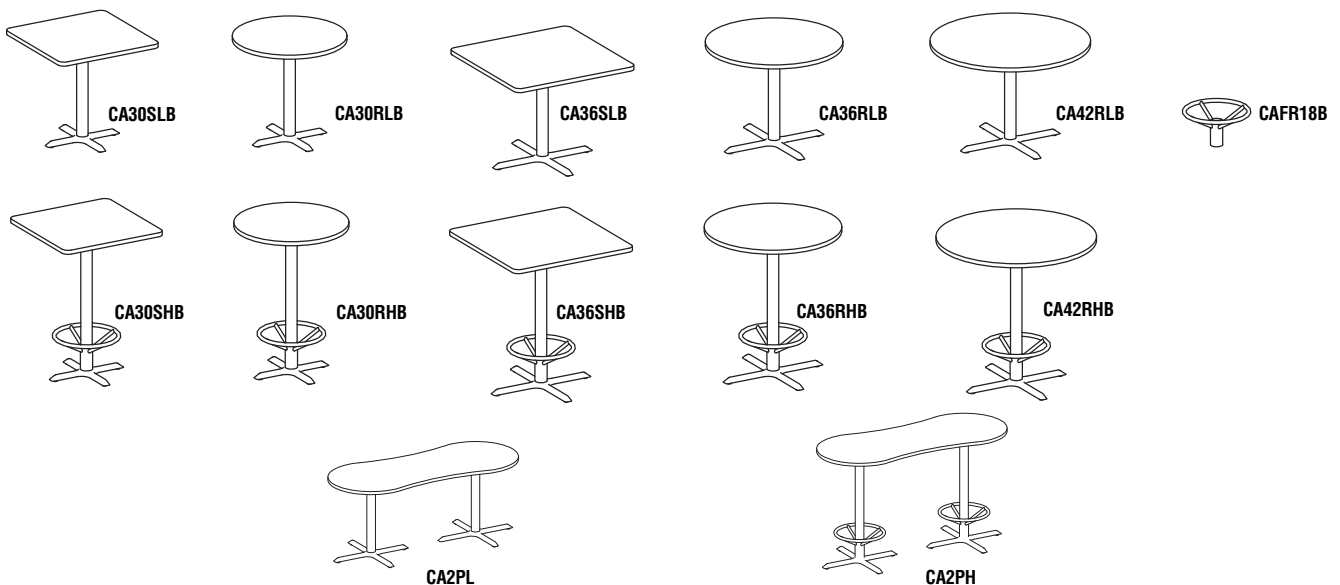
BISTRO TABLES

Bistro offers a line of dining and bar height tables ideal for break rooms, cafeterias, or any hospitality-type setting.

- Available in dining (29") or bar (42") heights.
- Cast iron base with 3" diameter steel tube support (Black only).
- Quick and easy assembly.
- TFL = 1" tops; HPL = 1 1/8" tops.
- Optional 18" footring.
- Available in either 1" Thermally Fused Laminate (TFL) or 1 1/8" High pressure Laminate (HPL) surfaces.
- HPL edge Treatments: T-Mold (T), Knife-Edge (K), or Fluted (R) available in corporate edge colors.

Designer Finishes: Select from over 600 high-pressure laminates; use "H" suffix on model number when ordering.

Model No.	Description	Wt.	LPL List Price "T" Suffix	HPL List Price "H" Suffix T-Mold List Price "T, K or R" Suffix
Dining Height Models				
CA30SLB	30"W x 30"D x 29"H Square Table	55#	\$404	\$631
CA30RLB	30"Dia. x 29"H Round Table	50#	\$402	\$632
CA36SLB	36"W x 36"D x 29"H Square Table	70#	\$458	\$728
CA36RLB	36"Dia. x 29"H Round Table	60#	\$457	\$729
CA42RLB	42"Dia. x 29"H Round Table	70#	\$632	\$797
CA2PL	72"W x 30"D x 29"H Peanut Table	75#	\$1151	\$1355
Bar Height Models				
CA30SHB	30"W x 30"D x 42"H Square Table	57#	\$415	\$646
CA30RHB	30"Dia. x 42"H Round Table	52#	\$414	\$647
CA36SHB	36"W x 36"D x 42"H Square Table	72#	\$469	\$742
CA36RHB	36"Dia. x 42"H Round Table	62#	\$468	\$743
CA42RHB	42"Dia. x 42"H Round Table	72#	\$647	\$810
CA2PH	72"W x 30"D x 42"H Peanut Table	80#	\$1177	\$1405
Model No. Description Wt. List Price				
CAFR18B	18" Steel Footring	8#	\$243	





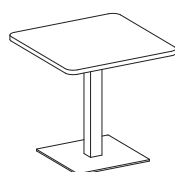
BISTRO TABLES

Upgrade your break area with a stylish and durable stainless steel bistro table.

- Available in dining (29") or bar (42") heights.
- Stainless Steel base with square tube support.
- Quick and easy assembly.
- TFL = 1" tops; HPL = 1 1/8" tops.
- Four leveling glides integrated to underside of base.
- Tables available in either Thermally Fused Laminate with standard T-Mold or High Pressure Laminate with your choice of 3 edge treatments.
- HPL edge Treatments: T-Mold (T), Knife-Edge (K), or Fluted (R) available in corporate edge colors.

DINING HEIGHT MODELS			LPL List Price "T" Suffix	HPL List Price "H" Suffix T-Mold List Price "T, K or R" Suffix
Model No.	Description	Wt.		
CA30SLS	30"W x 30"D x 29"H Square Table	80#	\$505	\$762
CA30RLS	30"Dia. x 29"H Round Table	75#	\$505	\$762
CA36SLS	36"W x 36"D x 29"H Square Table	95#	\$560	\$859
CA36RLS	36"Dia. x 29"H Round Table	85#	\$560	\$859
CA42RLS	42"Dia. x 29"H Round Table	95#	\$737	\$926
CA3PL	72"W x 30"D x 29"H Peanut Table	126#	\$1295	\$1627


BAR HEIGHT MODELS				
CA30SHS	30"W x 30"D x 42"H Square Table	82#	\$518	\$776
CA30RHS	30"Dia. x 42"H Round Table	77#	No Match!	No Match!
CA36SHS	36"W x 36"D x 42"H Square Table	97#	\$573	\$872
CA36RHS	36"Dia. x 42"H Round Table	87#	\$573	\$872
CA42RHS	42"Dia. x 42"H Round Table	97#	\$750	\$939
CA3PH	72"W x 30"D x 42"H Peanut Table	132#	\$1479	\$1849




CA30SLS




CA30RLS




CA36SLS



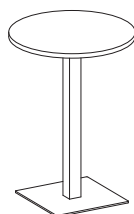
CA36RLS



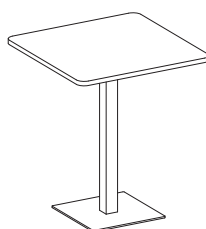
CA42RLS




CA30SHS




CA30RHS



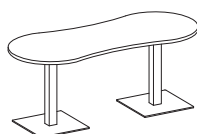
CA36SHS



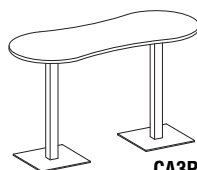
CA36RHS



CA42RHS



CA3PL



CA3PH

THE EVENT SERIES MULTI-PURPOSE TABLES

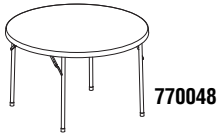


FAST Freight

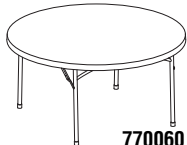
QUICK-SHIP

- A new line of multi-purpose, durable folding tables that meet most any need, indoors or out.
- All models available on both Quick-Ship and Fast Freight.

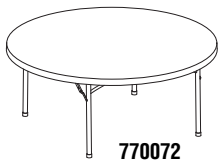
FOLDING TABLES



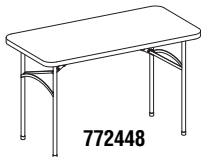
770048



770060



770072



772448

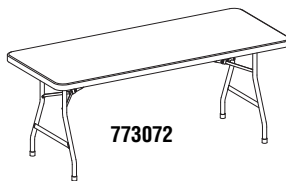
- Heavy-Duty Design. Increased number of connections between the frame and the top providing an even stronger connection.
- Table height: 29".
- Indoor or outdoor use.
- Models 770048, 770060, 770072, and 773096 do not ship via small parcel. Models 772448, 773060, 773072, and 721872 are able to ship via small parcel. See Terms and Conditions.
- Optional carts available. See table carts section.
- Finishes: Textured White with Dark Gray hammer-coated frame.
- Two slide locks per table.

NOTE: Do not push or drag tables.

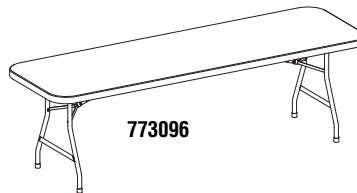
Model No.	Description	Dimensions	Maximum Weight Load Capacity with 1/4" Deflection (Weight must be evenly distributed.)	List Price
❖ 770048	7700 Series - 48" Round	48" Diameter x 29"H	800#	\$240
❖ 770060	7700 Series - 60" Round	60" Diameter x 29"H	900#	\$359
❖ 770072	7700 Series - 72" Round	72" Diameter x 29"H	1000#	\$502
❖ 772448	7700 Series - 24" x 48" Rectangular	48"W x 24"D x 29"H	500#	\$140
❖ 773060	7700 Series - 30" x 60" Rectangular	60"W x 30"D x 29"H	600#	\$188
❖ 773072	7700 Series - 30" x 72" Rectangular	72"W x 30"D x 29"H	500#	\$218
❖ 773096	7700 Series - 30" x 96" Rectangular	96"W x 30"D x 29"H	300#	\$298
❖ 721872	7200 Series - 18" x 72" Rectangular	72"W x 18"D x 27 1/2"H	200#	\$208



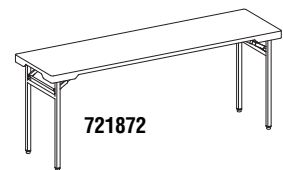
773060



773072



773096



721872

TABLE CARTS

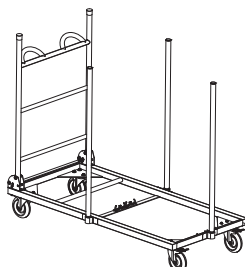


77CRND

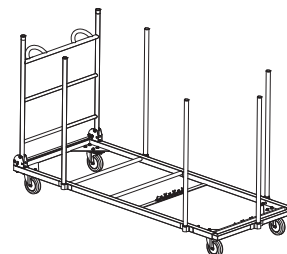
Table Capacity:
(16) 48" tables
(14) 60" tables
(13) 72" tables

- A simple storage solution.
- Does not ship via small parcel.
- Finishes: Black powder-coat.

Model No.	Description	Dimensions	List Price
❖ 77CRND	Round Table Dolly	58-69"W x 32 3/4"D x 40 1/4"H	\$440
❖ 7724WC	Rectangular Table Cart for 24 x 48" tables	53"W x 27 1/4"D x 45 1/4"H	\$409
❖ 7730WC	Rectangular Table Cart for 30" tables	76 3/4"W x 33"D x 45 1/4"H	\$494



7724WC
Table Capacity:
(20) 24" x 48" tables



7730WC
Table Capacity:
(20) 30" x 60" tables
(20) 30" x 72" tables
(18) 30" x 96" tables

❖ Indicates Quick-Ship models.

CONFERENCE/TRAINING ROOM ACCESSORIES

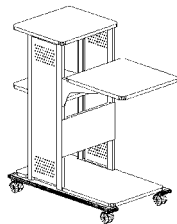
FAST Freight
QUICK-SHIP

- All models in all finishes are available on both the Quick-Ship and Fast Freight delivery programs with no quantity limitations.

PRESENTATION STAND

- Designed to support laptops, overhead projector, or LCD projector.
- Top surface is 38 1/2"H providing a comfortable position for standing presentations.
- Front surface supporting projectors is adjustable to three positions on 4"H increments from 30 1/2"-38 1/2"H.
- Standard casters, two locking.
- Rugged steel frame construction with attractive perforated leg detail. All threaded, metal-to-metal connections.

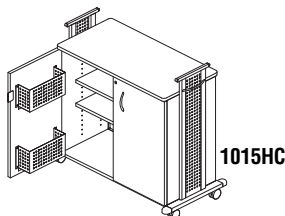
Standard Finishes: Black frame with reversible Anthracite/Folkstone surfaces **only**.



Model No.	Dimensions	Wt.	List Price
1010PC	18 1/2"W x 36"D x 38 1/2"H	75#	\$647

HOSPITALITY CART

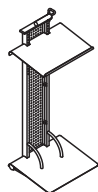
- Consistent design details with the 1010PC and 1010AV.
- Comes standard with two adjustable shelves.
- Locking casters provide easy mobility.
- Left-side door has two perforated steel storage pockets sized perfectly for 2 liter bottles.
- Easy to assemble using quarter-turn cam fasteners.
- Doors have self-closing cabinet hinges, attractive door pull, and standard lock.
- Handle provided on both left and right legs at a comfortable operating height.
- **Standard Finishes:** Black frame with Anthracite surfaces and shelves.



Model No.	Dimensions	Wt.	List Price
1015HC	45 1/2"L x 21 3/4"W x 42 3/4"H	150#	\$1011

LIGHTED LECTERN

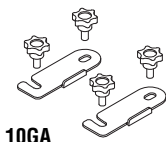
- Consistent design details with the 1010PC, and Hospitality Cart.
- All steel construction.
- Perforated column detail.
- Platform height adjusts from 33" to 47" in 1" increments without use of tools or knobs.
- Platform at 25° tilt.
- Platform is 21"W x 16"D with paper stop.
- Light included – 25 watt, UL approved, 8' cord.
- Integrated wheels for easy mobility.
- Ships UPS.
- **Standard Finish:** Black or Silver.



Model No.	Dimensions	Wt.	List Price
1050LT	22"W x 18"D x 51"H	24#	\$299

UNIVERSAL TABLE GANGING KIT

- Designed to connect two table edges together, regardless of T-Mold style.



10GA

Model No.	Dimensions	Wt.	List Price
10GA	3 3/4"W x 1 1/2"D x 1"H	1#	\$52

GROMMETS

- Available in Black, Taupe, Ice Gray or Warm Gray.
- Field installed grommet holes required.

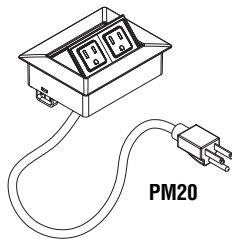


F740

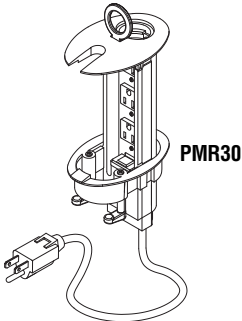
Model No.	Description	Dimensions	Wt.	List Price
F740	Grommet	2 3/4"W x 2 1/8"D	1#	\$24

POWER & DATA

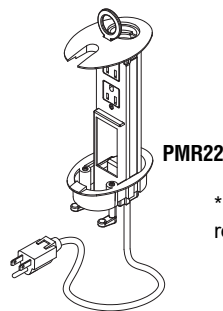
- Power & Data options can easily be field installed to Training Table Tops.
- Field cut grommet holes required.
- Not compatible w/mfg cutouts.



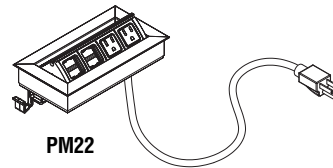
PM20



PMR30



PMR22



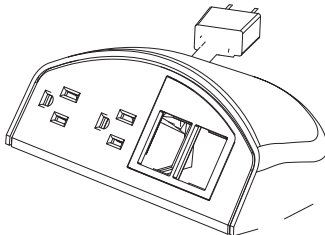
PM22

*PM22 includes a voice/data adapter kit (BEO1421) to accept couplers and jacks when required. Couplers/Jacks are Not included.

Model No.	Description	Dimensions	Wt.	List Price
PM20	Black, 2 Power Outlets	5 3/8"W x 4 1/4"D	2 1/2#	\$305
PMR30	Black Tower, 3 Power Outlets	3"W x 4 1/2"D x 8"H	1 1/2#	\$204
PMR22	Power & Data with 2 Power & 2 Data	3"W x 4 1/2"D x 8"H	3#	\$194
PM22	Power & Data with 2 Power & 2 Data	8 1/2"W x 4 3/8"D	3#	\$464

POWER/DATA MODULE

- UL Listed
- Assembles easily to table tops maximum top thickness: 1 1/4".
- Adaptable voice and data connections to meet most applications.
- Compatible with all commonly used Cat 3, Cat 5, Cat 5e, and Cat 6 jacks.
- 2 data jacks and power outlets.
- 72" 15 amp cord.
- Available in Black only.
- Ships UPS.



Model No.	Dimensions	Wt.	List Price
350190	6 1/4"W x 2 1/2"H	3#	\$218