

WORKSPACES



e5™ Desking Quick-Ship Program
e5™ Idea Starters
e5™ Assemblies and Components
CSII™ Desking
CSII™ Lateral Files
Keep™ Modular Wall Systems
Keep™ Mobile
Keep™ Optional Components
Keep™ and Keep™ Mobile Typicals
TRANSACTION™ Desking & Conference
Ergonomics

WORKSPACES

DESKS &
STORAGE

TABLES

SEATING

HIGH DENSITY
STORAGE

MAILROOM
FURNITURE

TECHNOLOGY
FURNITURE

DRAFTING
FURNITURE

PRODUCT
INDEX

e5™ DESKING

e5's common-sense approach to building a workspace makes it easy to specify, easy to install, easy to power, easy to reconfigure and easy to afford. e5 can be used to furnish everything from private offices and open plan spaces to benching applications – all while promoting productivity and collaboration. The line is comprised of three basic elements: worksurfaces, storage, and power/data solutions.

Worksurfaces:

The e5 series offers three shapes of worksurfaces – rectangles, trapezoids, and hatchets. The thickness of surfaces is 1 1/8" pressed wood particle board with thermally fused laminate on both sides, then finished with a 2 mm thick, color-matched PVC edge.

New HPL option on horizontal e5 surfaces now available. To order worksurface in an HPL of your choice add the letter "H" to any of the **complete assemblies** pages 21-29. For example: EZ4824HLL. An additional \$50 per worksurface will be added to the list price. Surfaces will have the choice of Mayline standard coordinating 3mm edgeband. Special requests for matching 3mm edgeband if available will require a 10 top minimum order and additional charges may apply as well as additional lead time.

For ease of specification and ordering, the e5 worksurfaces and supports have been set up as complete assemblies with one model number including modesty panel options.

Storage:

e5 offers many types of storage units including:

- Layered height storage
- Surface height cabinets
- Mobile and surface-supporting pedestals
- Freestanding wardrobes and bookcases
- Overhead storage units

All storage units are constructed using thermally-fused laminate and are supported by painted steel legs 1 7/8" high with adjustable levelers (except mobile pedestals). All storage units ship fully assembled except for the legs which are field installed. All storage units feature finished backs. Wood-grain pattern runs vertically on cabinet fronts, sides and backs, and runs side-to-side on horizontal surfaces. Optional seat cushions are offered for layered height storage units and mobile pedestals.

Power and Data:

e5 delivers convenient power and data connections via its patent-pending Technology Beltway and Technology Wall. All connection points are within arm's reach from a seated position. e5 offers preconfigured power kits that make it extremely easy to specify and install. New surface power kits available for e5 standing height tables and 120 degree workstations.

Finish Options:

e5 elements are made from Thermally Fused Laminate in six colors with matching edgebanding. The TFL colors available are Summer Suede, Biltmore Cherry, Cocoa, Designer White, Columbian Walnut and Raven.

HPL options now available on horizontal worksurfaces.

Steel parts such as legs and beltways are available in 3 powder coat paint colors: White, Black and Silver.

Door and drawer pulls are standard in silver color and design shown only.

Fabrics for mobile pedestal and cabinet cushions as well as tackboards are part of the Mayline/Momentum textile program. For COM fabrics see order form at the back or the price list for guidelines.

e5 overhead storage cabinet doors are offered in the following glass options: Frosted (standard); or colored glass doors in Azure (Blue), Silk (Beige), Willow (Yellow) or Black.

Safety and Sustainability:

e5 casegoods and worksurfaces have passed safety performance requirements as outlined in BIFMA X5.9-2004 Storage Units and BIFMA X5.5-2008 Desk/Table Products criteria.

Mayline continues to develop products with the environment in mind. e5 has met Intertek Greenleaf VOC+ indoor air quality criteria which conform to the ANSI/BIFMA Furniture Emissions Standards (M7.1 X7.1.2011) for Office Furniture Systems and Components emission criteria and ANSI/BIFMA e3-2011e (Credits 7.6.1 and 7.6.2) for Office Furniture Systems and Components.

All wood core used in the manufacture of e5 is CARB Phase II compliant as required.

HELPFUL HINTS WHEN SPECIFYING e5

Mayline's e5 desking line was designed to be easy to specify. The following diagrams will assist you in the steps in designing spaces for private offices to open plan desking areas. Components, when rearranged, work in a variety of office settings offering a uniform and coordinated look throughout the entire office.

PLAN YOUR SPACE – With the assistance of the Mayline Spaceplanning Department and the e5 on-line planning survey or self-specifying tools such as GIZA and CAP design libraries, it's easy to plan your space based on room dimensions and end-user requirements. Complete assemblies have been configured so only one model number has to be ordered comprised of (1) worksurface, surface supports, and undersurface surface channel for maximum unit stability.

CHOOSE FROM THE FOLLOWING TWO OPTIONS:

1 PRIVATE OFFICE ENVIRONMENT

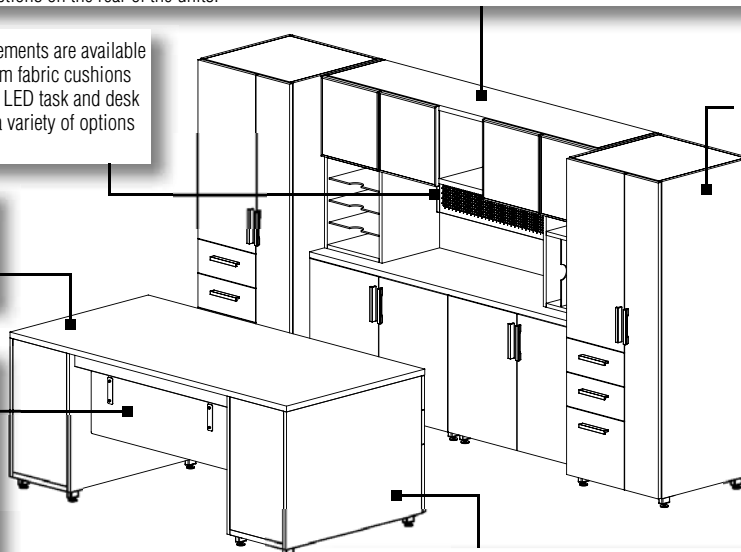
ABOVE SURFACE STORAGE – Mayline e5 has a number of overhead storage options for private office and open plan. Traditional overhead cabinets with a choice of open fronts, sliding acrylic marker board, or frosted glass or laminate hinged doors can be wall mounted or surface supported. Overhead units can also be mounted on the technology beltway or wall for additional storage or privacy with tackboard or dry erase board options on the rear of the units.

ACCESSORIES – e5 optional elements are available to personalize each workstation. From fabric cushions and tackboards to support modules, LED task and desk lighting and monitor arms, there is a variety of options for meeting most needs.

WORKSURFACE – Choose from three shapes (rectangular, hatchet or tapered) in a variety of sizes.

PRIVACY SCREENS & MODESTY PANELS – 12.5" modesty panels are available in matching TFL or frosted acrylic. When ordering a complete assembly of worksurface and supports, a modesty panel can be chosen by adding ML or MA to the assembly as a suffix.

Frosted acrylic privacy panels provide above surface face-to-face space division. They provide limited privacy and are not designed for sound masking.



BELOW WORKSURFACE, SURFACE HEIGHT STORAGE & FREESTANDING STORAGE

A wide selection of conventional storage options are available with a variety of opening combinations. Below worksurface cabinets can double as a support mechanism creating a layered look and saving space in smaller footprint situations. Mobile pedestals, lateral files, bookcases, wardrobes and sliding and hinged door cabinets are available to fill all storage.

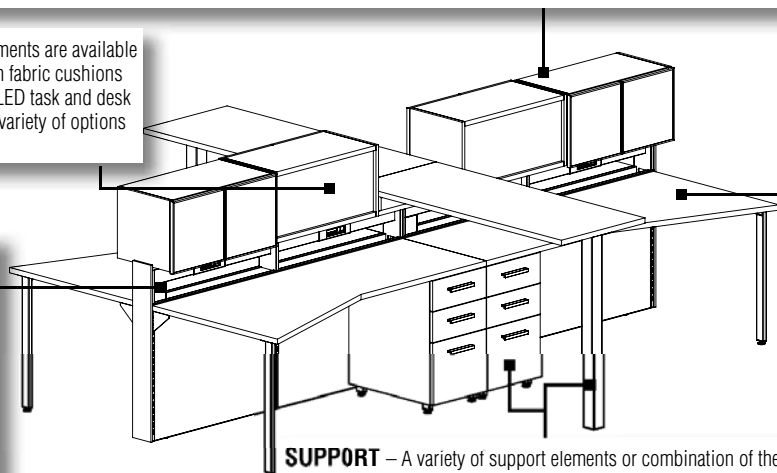
SUPPORT – A variety of support elements or combination of these options are available to give your environment the look and structure you require. Choose from standard height legs, full end panels or support pedestals for traditional worksurface support. Short legs and combinations of short and standard legs offer a unique layered look when combined with storage elements.

2 OPEN PLAN ENVIRONMENT

ABOVE SURFACE STORAGE – Mayline e5 has a number of overhead storage options for private office and open plan. Traditional overhead cabinets with a choice of open fronts, sliding acrylic marker board, or frosted glass or laminate hinged doors can be wall mounted or surface supported. Overhead units can also be mounted on the technology beltway or wall for additional storage or privacy with tackboard or dry erase board options on the rear of the units.

ACCESSORIES – e5 optional elements are available to personalize each workstation. From fabric cushions and tackboards to support modules, LED task and desk lighting and monitor arms, there is a variety of options for meeting most needs.

POWER & DATA – Via e5's patent pending technology beltway or technology wall, power and data can be carried to the user at seated height. These units are easy to specify using preconfigured power kits and easy to install by simply dropping into the proper space in the beltway or wall. 4-circuit hardwire or single circuit plug-in systems are available.



WORKSURFACE – Choose from three shapes (rectangular, hatchet or tapered) in a variety of sizes.

SUPPORT – A variety of support elements or combination of these options are available to give your environment the look and structure you require. Choose from standard height legs, full end panels or support pedestals for traditional worksurface support. Short legs and combinations of short and standard legs offer a unique layered look when combined with storage elements.

e5 QUICK-SHIP PROGRAM TYPICALS


QUICK-SHIP

Select e5 Typicals are now in stock and ready to ship within 3 business days. Choose from the following 16 Typicals.

PROGRAM GUIDELINES

- Designer White surfaces.
- Choice of White or Raven storage elements.
- Up to 3 Typicals maximum per order, per day.
- No additional color selections available. Product substitutions not allowed.



E5K1 configuration using long leg kit provided.

e5K1 Furniture Components

Consists of:

QTY.	DESCRIPTION	DIMENSIONS
1	Desk	60"W x 24"D x 29 1/2"H
1	Wall Mount Hutch	30"W x 15"D x 15"H
1	Mobile Pedestal	15 1/2"W x 24"D x 23"H

E5K1
LIST PRICE: \$1717


E5K1 configuration using long leg kit provided.



E5K2 configuration using long leg kit provided.

e5K2 Furniture Components

Consists of:

QTY.	DESCRIPTION	DIMENSIONS
1	Desk*	60"W x 24"D x 29 1/2"H
1	Wall Mount Hutch	30"W x 15"D x 15"H
1	Open Storage Cabinet	30"W x 18"D x 21 3/4"H

E5K2
LIST PRICE: \$1842


E5K2 configuration using long and short leg kit provided.



E5K3 configuration using long and short leg kit provided.

e5K3 Furniture Components

Consists of:

QTY.	DESCRIPTION	DIMENSIONS
1	Desk*	60"W x 24"D x 29 1/2"H
1	Open Storage Cabinet	30"W x 18"D x 21 3/4"H
1	Mobile Pedestal	15 1/2"W x 24"D x 23"H

E5K3
LIST PRICE: \$2036


E5K3 configuration using long leg kit provided.



E5K4 configuration using long leg kit provided.

e5K4 Furniture Components

Consists of:

QTY.	DESCRIPTION	DIMENSIONS
1	Desk*	60"W x 24"D x 29 1/2"H
1	Wall Mount Hutch	30"W x 15"D x 15"H
1	Lateral File	30"W x 18"D x 21 3/4"H

E5K4
LIST PRICE: \$2153


E5K4 configuration using long and short leg kit provided.

* NOTE: Desk has 4 Standard and 2 Short Legs.

e5 QUICK-SHIP PROGRAM TYPICALS



E5K5 configuration using long and short leg kit provided.

e5K5 Furniture Components

Consists of:

QTY.	DESCRIPTION	DIMENSIONS
1	Desk*	60"W x 24"D x 29 1/2"H
1	Lateral File	30"W x 18"D x 21 3/4"H
1	Mobile Pedestal	15 1/2"W x 24"D x 23"H

E5K5 LIST PRICE: \$2346



E5K5 configuration using long leg kit provided.



E5K6 configuration using long and short leg kit provided.

e5K6 Furniture Components

Consists of:

QTY.	DESCRIPTION	DIMENSIONS
1	Desk*	60"W x 24"D x 29 1/2"H
2	Wall Mount Hutches	30"W x 15"D x 15"H
1	Open Storage Cabinet	30"W x 18"D x 21 3/4"H

E5K6 LIST PRICE: \$2269



E5K6 configuration using long leg kit provided.



E5K7 configuration using long and short leg kit provided.

e5K7 Furniture Components

Consists of:

QTY.	DESCRIPTION	DIMENSIONS
1	Desk*	60"W x 24"D x 29 1/2"H
1	Open Storage Cabinet	30"W x 18"D x 21 3/4"H
1	Lateral File	30"W x 18"D x 21 3/4"H

E5K7 LIST PRICE: \$2412



E5K7 configuration using long leg kit provided.



E5K8 configuration using long and short leg kit provided.

e5K8 Furniture Components

Consists of:

QTY.	DESCRIPTION	DIMENSIONS
1	Desk*	60"W x 24"D x 29 1/2"H
1	Wall Mount Hutch	30"W x 15"D x 15"H
1	Open Storage Cabinet	30"W x 18"D x 21 3/4"H
1	Mobile Pedestal	15 1/2"W x 24"D x 23"H

E5K8 LIST PRICE: \$2462



E5K8 configuration using long leg kit provided.



E5K9 configuration using long and short leg kit provided.

e5K9 Furniture Components

Consists of:

QTY.	DESCRIPTION	DIMENSIONS
1	Desk*	60"W x 24"D x 29 1/2"H
2	Wall Mount Hutch	30"W x 15"D x 15"H
1	Lateral File	30"W x 18"D x 21 3/4"H

E5K9 LIST PRICE: \$2579



E5K9 configuration using long leg kit provided.



E5K10 configuration using long leg kit provided.

e5K10 Furniture Components

Consists of:

QTY.	DESCRIPTION	DIMENSIONS
1	Desk*	60"W x 24"D x 29 1/2"H
1	Wall Mount Hutch	30"W x 15"D x 15"H
1	Lateral File	30"W x 18"D x 21 3/4"H
1	Mobile Pedestal	15 1/2"W x 24"D x 23"H

E5K10 LIST PRICE: \$2772



E5K10 configuration using long and short leg kit provided.

* NOTE: Desk has 4 Standard and 2 Short Legs.

e5 QUICK-SHIP PROGRAM TYPICALS



E5K11 configuration using long and short leg kit provided.

e5K11 Furniture Components

Consists of:

QTY.	DESCRIPTION	DIMENSIONS
1	Desk*	60"W x 24"D x 29 1/2"H
1	Wall Mount Hutch	30"W x 15"D x 15"H
1	Open Storage Cabinet	30"W x 18"D x 21 3/4"H
1	Lateral File	30"W x 18"D x 21 3/4"H

E5K11**LIST PRICE: \$2838**

E5K11 configuration using long and short leg kit provided.



E5K12 configuration using long and short leg kit provided.

e5K12 Furniture Components

Consists of:

QTY.	DESCRIPTION	DIMENSIONS
1	Desk*	60"W x 24"D x 29 1/2"H
2	Wall Mount Hutch	30"W x 15"D x 15"H
1	Open Storage Cabinet	30"W x 18"D x 21 3/4"H
1	Mobile Pedestal	15 1/2"W x 24"D x 23"H

E5K12**LIST PRICE: \$2888**

E5K12 configuration using long leg kit provided.



E5K13 configuration using long and short leg kit provided.

e5K13 Furniture Components

Consists of:

QTY.	DESCRIPTION	DIMENSIONS
1	Desk*	60"W x 24"D x 29 1/2"H
1	Open Storage Cabinet	30"W x 18"D x 21 3/4"H
1	Lateral File	30"W x 18"D x 21 3/4"H
1	Mobile Pedestal	15 1/2"W x 24"D x 23"H

E5K13**LIST PRICE: \$3032**

E5K13 configuration using long leg kit provided.



E5K14 configuration using long leg kit provided.

e5K14 Furniture Components

Consists of:

QTY.	DESCRIPTION	DIMENSIONS
1	Desk*	60"W x 24"D x 29 1/2"H
2	Wall Mount Hutch	30"W x 15"D x 15"H
1	Lateral File	30"W x 18"D x 21 3/4"H
1	Mobile Pedestal	15 1/2"W x 24"D x 23"H

E5K14**LIST PRICE: \$3198**

E5K14 configuration using long and short leg kit provided.



E5K15 configuration using long leg kit provided.

e5K15 Furniture Components

Consists of:

QTY.	DESCRIPTION	DIMENSIONS
1	Desk*	60"W x 24"D x 29 1/2"H
2	Wall Mount Hutch	30"W x 15"D x 15"H
1	Open Storage Cabinet	30"W x 18"D x 21 3/4"H
1	Lateral File	30"W x 18"D x 21 3/4"H

E5K15**LIST PRICE: \$3264**

E5K15 configuration using long and short leg kit provided.



E5K16 configuration using long leg kit provided.

e5K16 Furniture Components

Consists of:

QTY.	DESCRIPTION	DIMENSIONS
1	Desk*	60"W x 24"D x 29 1/2"H
2	Wall Mount Hutch	30"W x 15"D x 15"H
1	Open Storage Cabinet	30"W x 18"D x 21 3/4"H
1	Lateral File	30"W x 18"D x 21 3/4"H
1	Mobile Pedestal	15 1/2"W x 24"D x 23"H

E5K16**LIST PRICE: \$3884**

E5K16 configuration using long and short leg kit provided.

* NOTE: Desk has 4 Standard and 2 Short Legs.

e5 QUICK-SHIP PROGRAM – PICK 3 OR MORE COMPONENTS


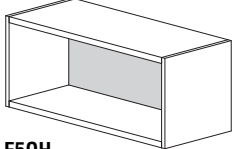

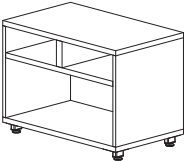
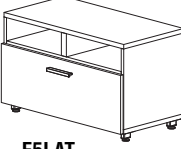


Select 3 or more e5 components from the list below and they will ship within 3 business days.
An ideal way to create an endless number of unique workstation configurations.

PROGRAM GUIDELINES

- Designer White (5AGZ) and Raven (5AHB) Laminates – mix and match your surface and storage components in these 2 finishes.
- Up to 12 pieces maximum per order, per day.
- Each order must contain a minimum of 3 Furniture Components.

FURNITURE COMPONENTS

	Model No.	Description	Dimensions	Wt.	List Price
 <p>E5TOP</p>	E5TOP	Desk with 4 Standard & 2 Short Legs	60"W x 24"D x 29 1/2"H	99#	\$730
	E50H	Wall Mount Hutch	30"W x 15"D x 15"H	47#	\$426
	E5PED	Mobile Pedestal	15 1/2"W x 24"D x 23"H	82#	\$620
	E5OPEN	Open Storage Cabinet	30"W x 18"D x 21 3/4"H	53#	\$686
	E5LAT	Lateral File	30"W x 18"D x 21 3/4"H	124#	\$996
 <p>E50H</p>	 <p>E5PED</p>	 <p>E5OPEN</p>	 <p>E5LAT</p>		

e5 QUICK-SHIP PROGRAM OPTIONAL ACCESSORIES

Commute Chair and Seat Cushions for Mobile Pedestals available in Expo Sprout (EST) or Fuse Pepper (FPP) upholstery.

OPTIONAL ACCESSORIES



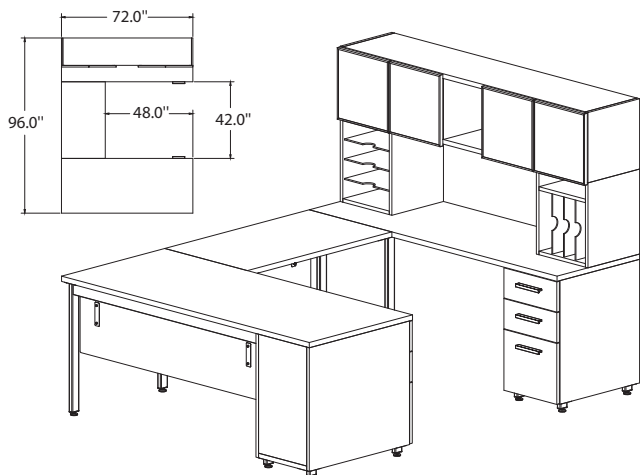
Model No.	Description	Dimensions	Wt.	List Price
EZSC30	Seat Cushion for Open Storage/Lateral	29"W x 17"D x 2"H	3.5#	\$297
EZSC15	Seat Cushion for Mobile Pedestal	15 1/2"W x 23"D x 2"H	3#	\$277
C1BB2	Commute Task Seating	25"W x 23 to 25"D x 41 to 45"H	46#	\$718

WORKSPACES
DESKS & STORAGE
TABLES
SEATING
HIGH DENSITY STORAGE
MAILROOM FURNITURE
TECHNOLOGY FURNITURE
DRAFTING FURNITURE
PRODUCT INDEX

e5 IDEA STARTERS – NOT AVAILABLE ON QUICK-SHIP PROGRAM

GSA

- Must order by component level.

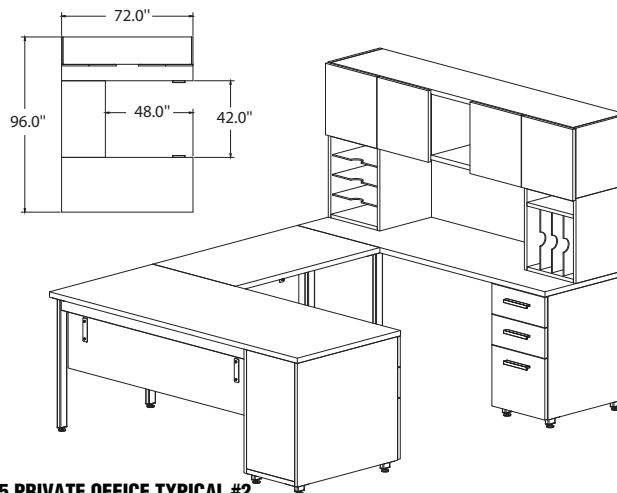


e5 PRIVATE OFFICE TYPICAL #1

Consists of:

QTY.	MODEL NO.	DESCRIPTION	LIST PRICE EACH
1	EZ7230LBMA	72" x 30" Top with BBF Pedestal (Left) with Acrylic Modesty Panel	\$2057
1	EZ4224RRMA	42" Bridge with Acrylic Modesty Panel	\$809
1	EZ7224LB	72" x 24" Top with BBF Pedestal (Left)	\$1420
1	EZSM18H	Support Modules/Horizontal	\$437
1	EZSM18V	Support Modules/Vertical	\$437
1	EZH72F	72" Overhead Cabinet with Frosted Glass Doors	\$1392

TOTAL: \$6552

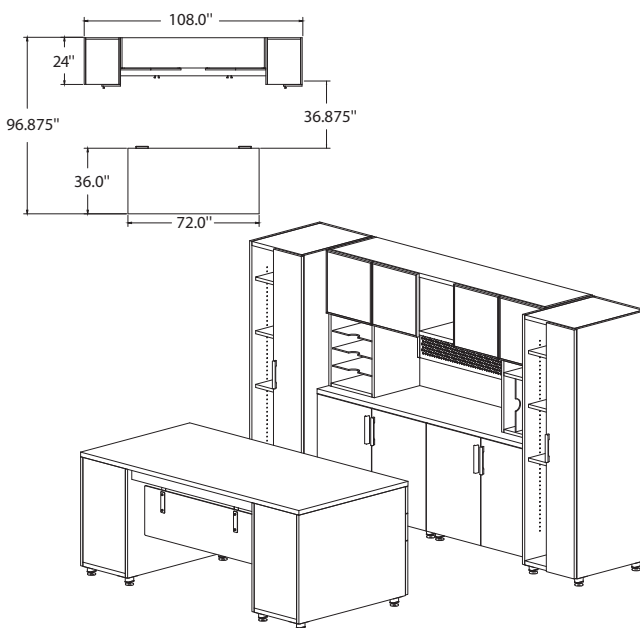


e5 PRIVATE OFFICE TYPICAL #2

Consists of:

QTY.	MODEL NO.	DESCRIPTION	LIST PRICE EACH
1	EZ7230LBMA	72" x 30" Top with BBF Pedestal (Left) with Acrylic Modesty Panel	\$2057
1	EZ4224RRMA	42" Bridge with Acrylic Modesty Panel	\$809
1	EZ7224LB	72" x 24" Top with BBF Pedestal (Left)	\$1420
1	EZSM18H	Support Modules/Horizontal	\$437
1	EZSM18V	Support Modules/Vertical	\$437
1	EZH72L	72" Overhead Cabinet with Laminate Doors	\$1045

TOTAL: \$6205

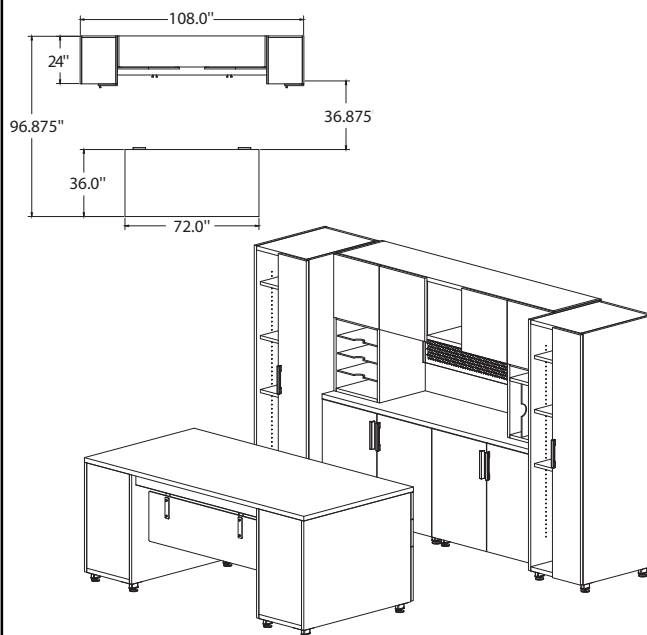


e5 PRIVATE OFFICE TYPICAL #3

Consists of:

QTY.	MODEL NO.	DESCRIPTION	LIST PRICE EACH
1	EZ7236BBMA	72" x 36" Double Pedestal BBF Desk with Acrylic Modesty Panel	\$2667
1	EZH72F	72" Overhead Cabinet with Frosted Glass Doors	\$1392
1	EZSM18H	Support Modules/Horizontal	\$437
1	EZSM18V	Support Modules/Vertical	\$437
1	EZTM42	TAK/MAG Tackboard	\$585
1	EZ7228L	72" Laminate Hinged Door Cabinet	\$2300
2	EZWTC62	62" Compact Wardrobe	\$1543

TOTAL: \$10904



e5 PRIVATE OFFICE TYPICAL #4

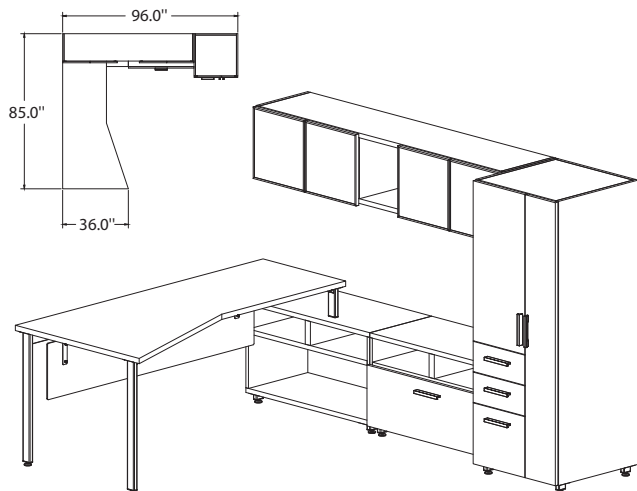
Consists of:

QTY.	MODEL NO.	DESCRIPTION	LIST PRICE EACH
1	EZ7236BBMA	72" x 36" Double Pedestal BBF Desk with Acrylic Modesty Panel	\$2667
1	EZH72L	72" Overhead Cabinet with Laminate Doors	\$1045
1	EZSM18H	Support Modules/Horizontal	\$437
1	EZSM18V	Support Modules/Vertical	\$437
1	EZTM42	TAK/MAG Tackboard	\$585
1	EZ7228L	72" Laminate Hinged Door Cabinet	\$2300
2	EZWTC62	62" Compact Wardrobe	\$1543

TOTAL: \$10557

e5 IDEA STARTERS – NOT AVAILABLE ON QUICK-SHIP PROGRAM

• Must order by component level.

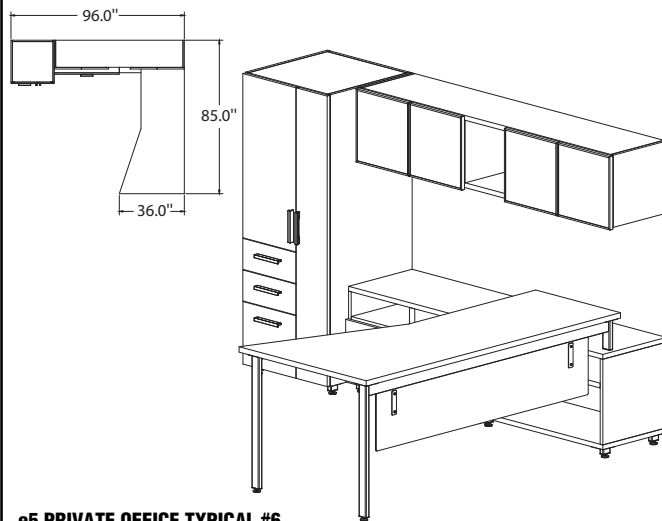


e5 PRIVATE OFFICE TYPICAL #5

Consists of:

QTY.	MODEL NO.	DESCRIPTION	LIST PRICE EACH
1	EZHL7224LSMA	72" Left-Handed Hatchet with Acrylic Modesty Panel	\$1459
1	EZH72F	72" Overhead Cabinet with Frosted Glass Doors	\$1392
1	EZWT62	62" Wardrobe	\$2159
1	EZ3623	36" x 23" Open Top/Open Bottom Cabinet	\$763
1	EZ3623F	36" x 23" Open Top/Lateral Drawer Cabinet	\$1081

TOTAL: \$6854

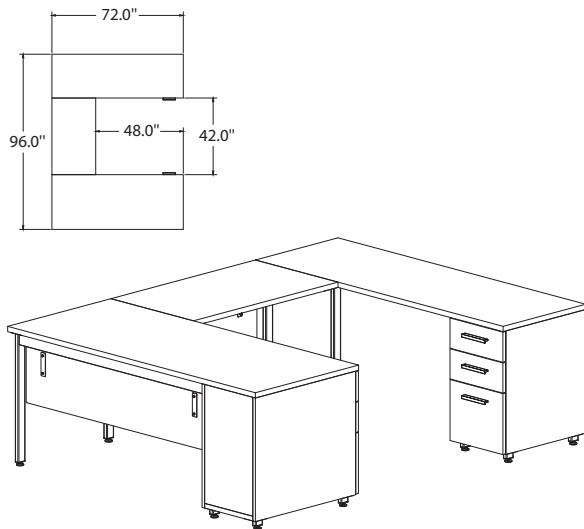


e5 PRIVATE OFFICE TYPICAL #6

Consists of:

QTY.	MODEL NO.	DESCRIPTION	LIST PRICE EACH
1	EZHR7224LSMA	72" Right-Handed Hatchet with Acrylic Modesty Panel	\$1459
1	EZH72F	72" Overhead Cabinet with Frosted Glass Doors	\$1392
1	EZWT62	62" Wardrobe	\$2159
1	EZ3623	36" x 23" Open Top/Open Bottom Cabinet	\$763
1	EZ3623F	36" x 23" Open Top/Lateral Drawer Cabinet	\$1081

TOTAL: \$6854

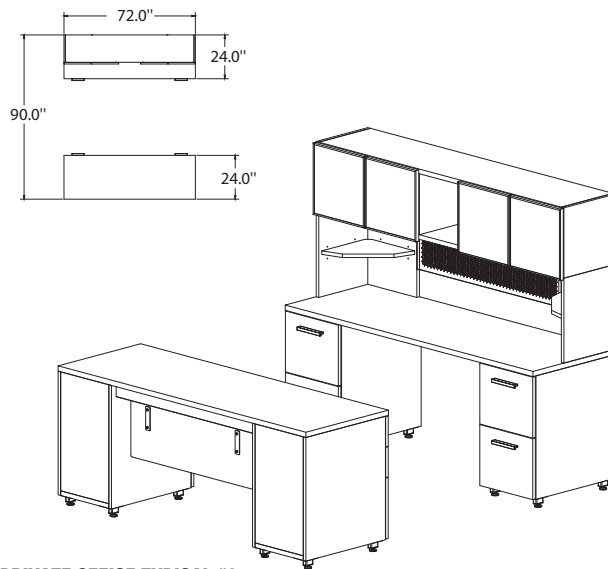


e5 PRIVATE OFFICE TYPICAL #7

Consists of:

QTY.	MODEL NO.	DESCRIPTION	LIST PRICE EACH
1	EZ7230LBMA	72" x 30" Top with BBF Pedestal (Left) with Acrylic Modesty Panel	\$2057
1	EZ4224RRMA	42" Bridge with Acrylic Modesty Panel	\$809
1	EZ7224LB	72" x 24" Top with BBF Pedestal (Left)	\$1420

TOTAL: \$4286



e5 PRIVATE OFFICE TYPICAL #8

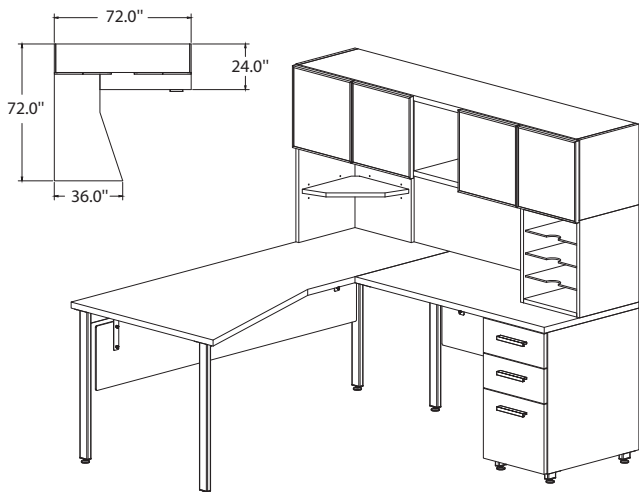
Consists of:

QTY.	MODEL NO.	DESCRIPTION	LIST PRICE EACH
1	EZ7230BBMA	72" x 30" Desk with 2 BBF Pedestals with Acrylic Modesty Panel	\$2587
1	EZ7224FF	72" x 24" Credenza Top with 2 FF Pedestals	\$2040
1	EZTM42	TAK/MAG Tackboard	\$585
1	EZH72F	72" Overhead Cabinet with Frosted Glass Doors	\$1392
2	EZCS	Corner Support for Overhead Cabinet	\$314

TOTAL: \$7232

e5 IDEA STARTERS – NOT AVAILABLE ON QUICK-SHIP PROGRAM

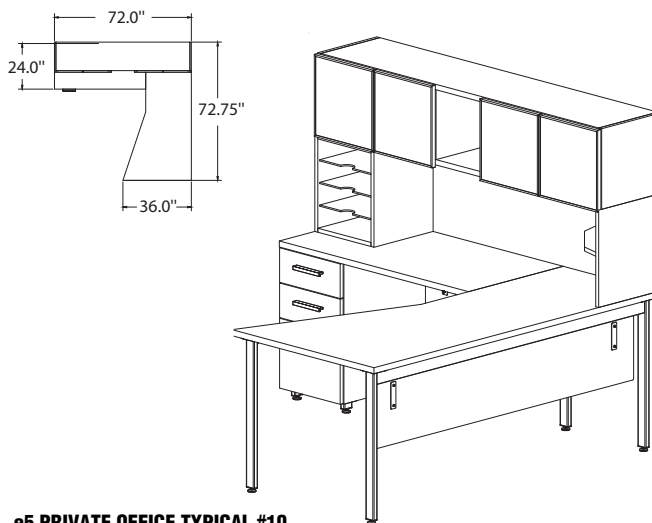
• Must order by component level.



e5 PRIVATE OFFICE TYPICAL #9

Consists of:			
QTY.	MODEL NO.	DESCRIPTION	LIST PRICE EACH
1	EZHL7224LLMA	72" x 24" Left-Handed Hatchet Desk with Acrylic Modesty Panel	\$1489
1	EZ4824RBMA	48" x 24" Return with BBF Pedestal	\$1578
1	EZH72F	72" Overhead Cabinet with Frosted Glass Doors	\$1392
1	EZCS	Corner Support for Overhead Cabinet	\$314
1	EZSM18H	Support Modules/Horizontal	\$437

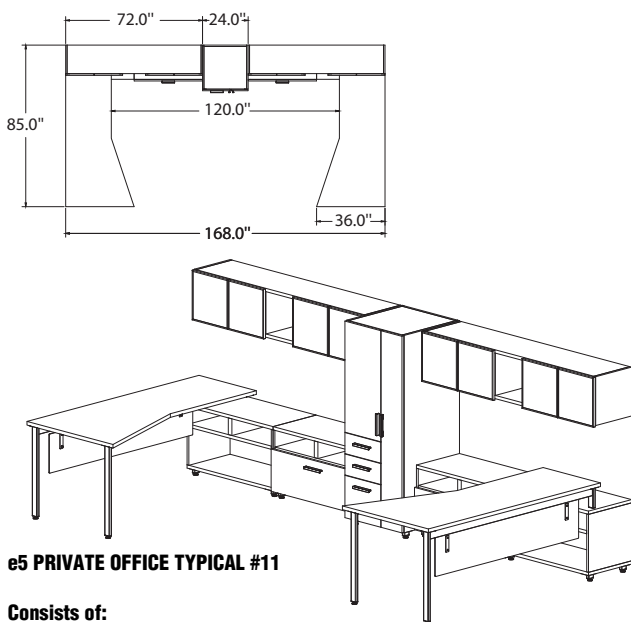
TOTAL: \$5210



e5 PRIVATE OFFICE TYPICAL #10

Consists of:			
QTY.	MODEL NO.	DESCRIPTION	LIST PRICE EACH
1	EZHR7224LLMA	72" x 24" Right-Handed Hatchet Desk with Acrylic Modesty Panel	\$1489
1	EZ4824RBMA	48" x 24" Return with BBF Pedestal	\$1578
1	EZH72F	72" Overhead Cabinet with Frosted Glass Doors	\$1392
1	EZCS	Corner Support for Overhead Cabinet	\$314
1	EZSM18H	Support Modules/Horizontal	\$437

TOTAL: \$5210

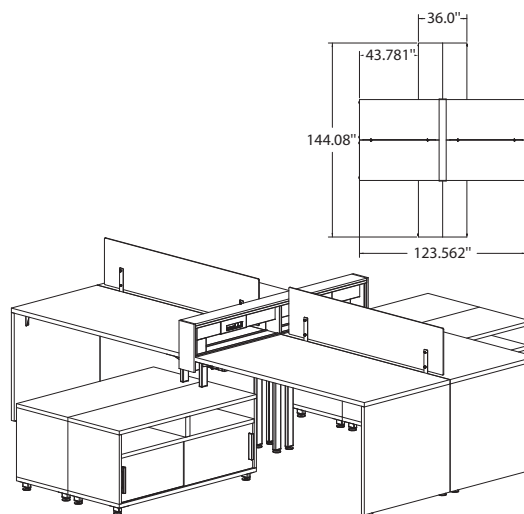


e5 PRIVATE OFFICE TYPICAL #11

Consists of:			
QTY.	MODEL NO.	DESCRIPTION	LIST PRICE EACH
1	EZHL7224LSMA	72" x 24" Left-Handed Hatchet Desk with Acrylic Modesty Panel	\$1459
1	EZHR7224LSMA	72" x 24" Right-Handed Hatchet Desk with Acrylic Modesty Panel	\$1459
2	EZ3623	36" x 23" Open Top/Open Bottom Cabinet	\$763
2	EZ3623F	36" x 23" Open Top/Lateral Drawer Cabinet	\$1081
2	EZH72F	72" Overhead Cabinet with Frosted Glass Doors/Wall Mount	\$1392
1	EZWT62	62" Wardrobe	\$2159

TOTAL: \$11549

NOTE: Single-Circuit Power provided.



e5 PERSONAL WORKSTATION TYPICAL #12

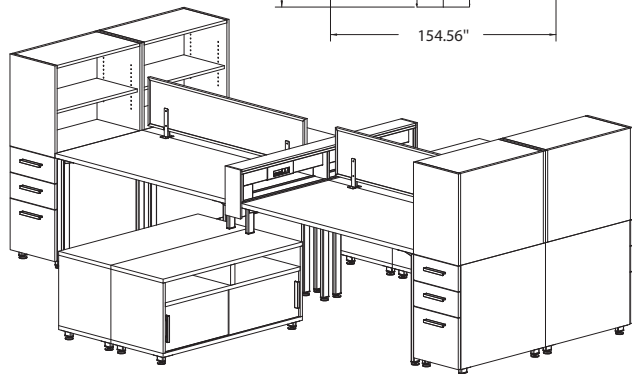
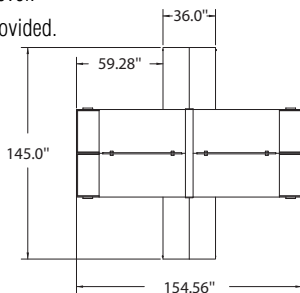
Consists of:			
QTY.	MODEL NO.	DESCRIPTION	LIST PRICE EACH
4	EZEP6030C	60" x 30" with End Panel	\$727
2	EZAPP54	54" Acrylic Privacy Panels	\$396
4	EZ4823S	48" x 23" Open Top/Sliding Door Bottom Cabinet	\$971
1	EZTB60PS	60" Technology Beltway, Single-Circuit System	\$1698

TOTAL: \$9282

e5 IDEA STARTERS – NOT AVAILABLE ON QUICK-SHIP PROGRAM

• Must order by component level.

NOTE: Single-Circuit Power provided.



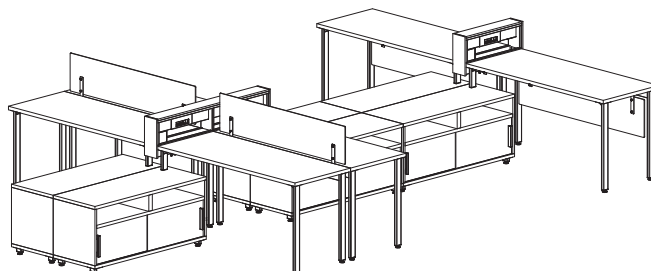
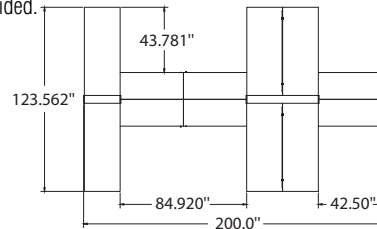
e5 PERSONAL WORKSTATION TYPICAL #14

Consists of:

QTY.	MODEL NO.	DESCRIPTION	LIST PRICE EACH
4	EZ6030LC	60" x 30" with Legs	\$665
2	EZAPP54	54" Acrylic Privacy Panels	\$396
4	EZ4823S	48" x 23" Open Top/Sliding Door Bottom Cabinet	\$971
1	EZTB60PS	60" Technology Beltway, Single-Circuit Starter	\$1698
4	EZP30BBF	30"D BBF Pedestal	\$931
4	EZBC3023	30"W Bookcase Adder	\$542

TOTAL: \$14926

NOTE: 4-Circuit Power provided.



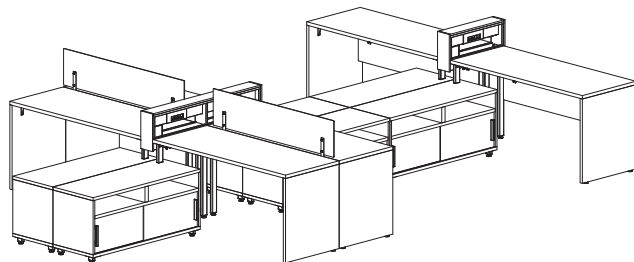
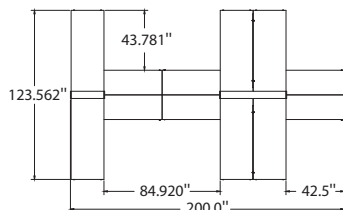
e5 PERSONAL WORKSTATION TYPICAL #15

Consists of:

QTY.	MODEL NO.	DESCRIPTION	LIST PRICE EACH
4	EZ6024LC	60" x 24" with Long/Short Legs	\$658
2	EZ6024LCMA	60" x 24" with Long/Short Legs	\$1272
2	EZAPP54	54" Acrylic Privacy Panels	\$396
6	EZ4823S	48" x 23" Open Top/Sliding Door Bottom Cabinet	\$971
1	EZTB48HS	48" Technology Beltway, 4-Circuit Starter	\$1636
1	EZTB24HA	24" Technology Beltway, 4-Circuit Adder	\$1118
1	EZEC206	206"L Interconnecting Cable	\$398

TOTAL: \$14946

NOTE: 4-Circuit Power provided.



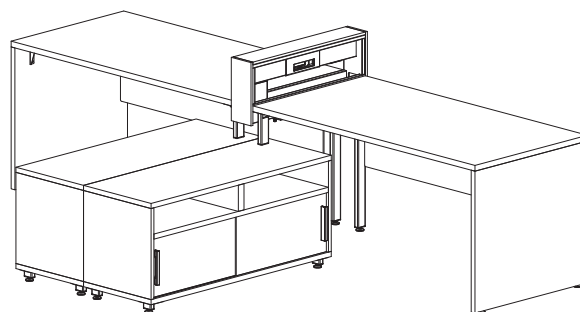
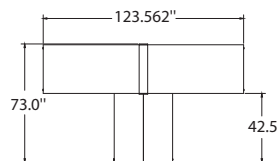
e5 PERSONAL WORKSTATION TYPICAL #16

Consists of:

QTY.	MODEL NO.	DESCRIPTION	LIST PRICE EACH
4	EZEP6024C	60" x 24" with End Panels	\$674
2	EZEP6024CMA	60" x 24" with End Panels	\$1286
2	EZAPP54	54" Acrylic Privacy Panels	\$396
6	EZ4823S	48" x 23" Open Top/Sliding Door Bottom Cabinet	\$971
1	EZTB48HS	48" Technology Beltway (4-Circuit Starter)	\$1636
1	EZTB24HA	24" Technology Beltway (4-Circuit Adder)	\$1118
1	EZEC206	206"L Interconnecting Cable	\$398

TOTAL: \$15038

NOTE: Single-Circuit Power provided.



e5 PERSONAL WORKSTATION TYPICAL #17

Consists of:


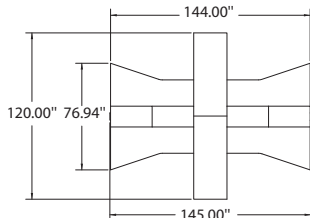
QTY.	MODEL NO.	DESCRIPTION	LIST PRICE EACH
2	EZEP6030CMA	60" x 30" with Legs	\$1338
2	EZ4823S	48" x 23" Open Top/Sliding Door Bottom Cabinet	\$971
1	EZTB30PS	30" Technology Beltway, Single-Circuit Starter	\$1315

TOTAL: \$5933

e5 IDEA STARTERS – NOT AVAILABLE ON QUICK-SHIP PROGRAM

- Must order by component level.

NOTE: 4-Circuit Power provided.

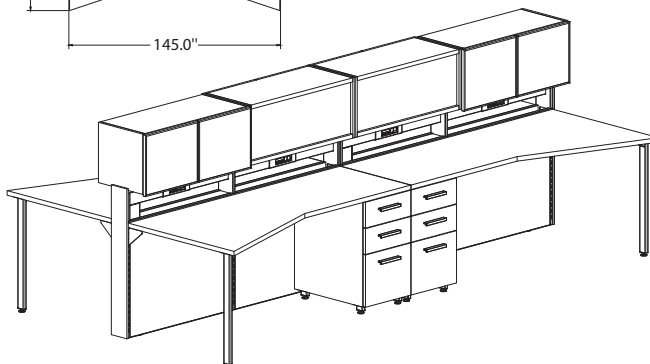
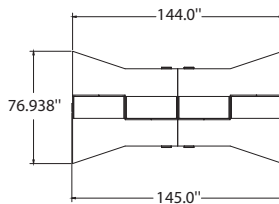
**e5 BENCHING TYPICAL #18A**

Consists of:

QTY.	MODEL NO.	DESCRIPTION	LIST PRICE EACH
2	EZHL7224KB	72" x 24" Left-Hand Hatchets with BBF Pedestal Support/Cantilevered Bracket/1 Long Leg	\$1467
2	EZHR7224KB	72" x 24" Right-Hand Hatchets with BBF Pedestal Support/Cantilevered Bracket/1 Long Leg	\$1467
1	EZP6024D	Double-sided Standing Height Peninsula Table	\$1251
4	EZH30S	30" Overhead Cabinets with Sliding Doors	\$626
1	EZTW72HS	Technology Wall, 4-Circuit Starter	\$2849
1	EZTW72HA	Technology Wall, 4-Circuit Adder	\$2692

TOTAL: \$15164

NOTE: 4-Circuit Power provided.

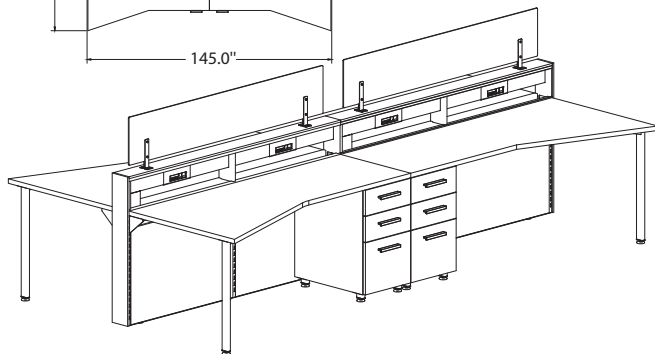
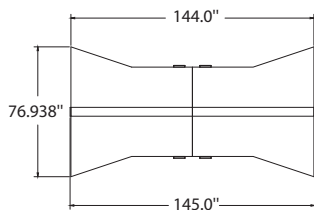
**e5 BENCHING TYPICAL #19**

Consists of:

QTY.	MODEL NO.	DESCRIPTION	LIST PRICE EACH
2	EZHL7224KB	72" x 24" Left-Hand Hatchets with BBF Pedestal Support/Cantilevered Bracket/1 Long Leg	\$1467
2	EZHR7224KB	72" x 24" Right-Hand Hatchets with BBF Pedestal Support/Cantilevered Bracket/1 Long Leg	\$1467
4	EZH36F	36" Overhead Cabinets with Frosted Glass Doors	\$791
1	EZTW72HS	Technology Wall, 4-Circuit Starter	\$2849
1	EZTW72HA	Technology Wall, 4-Circuit Adder	\$2692

TOTAL: \$14573

NOTE: 4-Circuit Power provided.

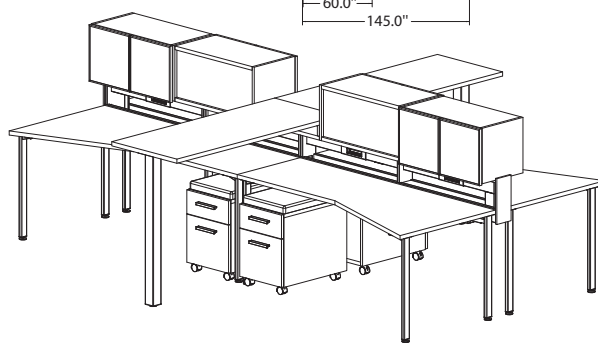
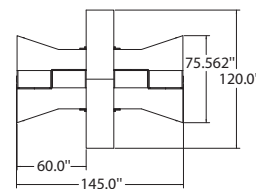
**e5 BENCHING TYPICAL #20**

Consists of:

QTY.	MODEL NO.	DESCRIPTION	LIST PRICE EACH
2	EZHL7224KB	72" x 24" Left-Hand Hatchets with BBF Pedestal Support/Cantilevered Bracket/1 Long Leg	\$1467
2	EZHR7224KB	72" x 24" Right-Hand Hatchets with BBF Pedestal Support/Cantilevered Bracket/1 Long Leg	\$1467
1	EZTW72HS	Technology Wall, 4-Circuit Starter	\$2849
1	EZTW72HA	Technology Wall, 4-Circuit Adder	\$2692
2	EZASP66	66" Acrylic Privacy Panel	\$448

TOTAL: \$12305

NOTE: 4-Circuit Power provided.

**e5 BENCHING TYPICAL #21**

Consists of:

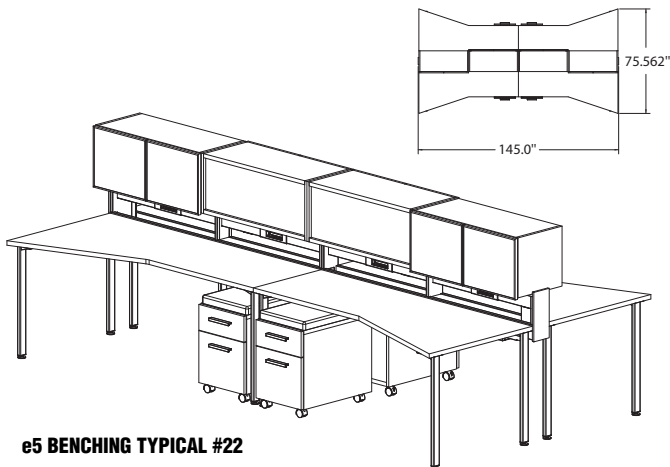
QTY.	MODEL NO.	DESCRIPTION	LIST PRICE EACH
2	EZHL7224LL	72" x 24" Left-Hand Hatchets with 1 Long Leg	\$870
2	EZHR7224LL	72" x 24" Right-Hand Hatchets with 1 Long Leg	\$870
1	EZP6024D	Double-sided Standing Height Peninsula Table	\$1251
4	EZH30F	30" Overhead Cabinets with Frosted Glass Doors	\$750
4	EZPM24BF	Mobile Pedestal	\$620
4	EZSC15	Upholstered Cushion	\$277
1	EZTB72HS	Technology Beltway, 4-Circuit Starter	\$1820
1	EZTB72HA	Technology Beltway, 4-Circuit Adder	\$1664

TOTAL: \$14803

e5 IDEA STARTERS – NOT AVAILABLE ON QUICK-SHIP PROGRAM

• Must order by component level.

NOTE: 4-Circuit Power provided.



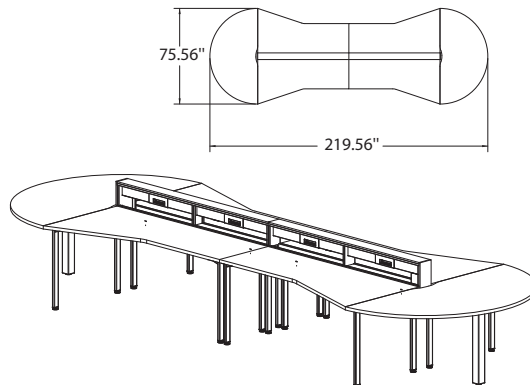
e5 BENCHING TYPICAL #22

Consists of:

QTY.	MODEL NO.	DESCRIPTION	LIST PRICE EACH
2	EZHL7224LL	72" x 24" Left-Hand Hatchets with 1 Long Leg	\$870
2	EZHR7224LL	72" x 24" Right-Hand Hatchets with 1 Long Leg	\$870
4	EZH36F	36" Overhead Cabinets with Frosted Glass Doors	\$791
4	EZPM24BF	Mobile Pedestal	\$620
4	EZSC15	Upholstered Cushion	\$277
1	EZTB72HS	Technology Beltway, 4-Circuit Starter	\$1820
1	EZTB72HA	Technology Beltway, 4-Circuit Adder	\$1664

TOTAL: \$13716

NOTE: 4-Circuit Power provided.



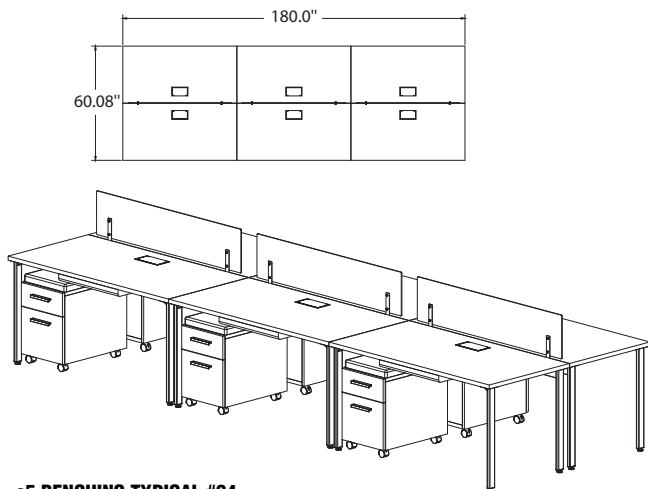
e5 BENCHING TYPICAL #23A

Consists of:

QTY.	MODEL NO.	DESCRIPTION	LIST PRICE EACH
2	EZHL7224LL	72" x 24" Left-Hand Hatchets with 1 Long Leg	\$870
2	EZHR7224LL	72" x 24" Right-Hand Hatchets with 1 Long Leg	\$870
1	EZTB72HS	Technology Beltway, 4-Circuit Starter	\$1820
1	EZTB72HA	Technology Beltway, 4-Circuit Adder	\$1664
1	EZHR76	Half Round Table Kit for back-to-back Tables w/Beltway	\$856

TOTAL: \$7820

NOTE: Single-Circuit Power provided.



e5 BENCHING TYPICAL #24

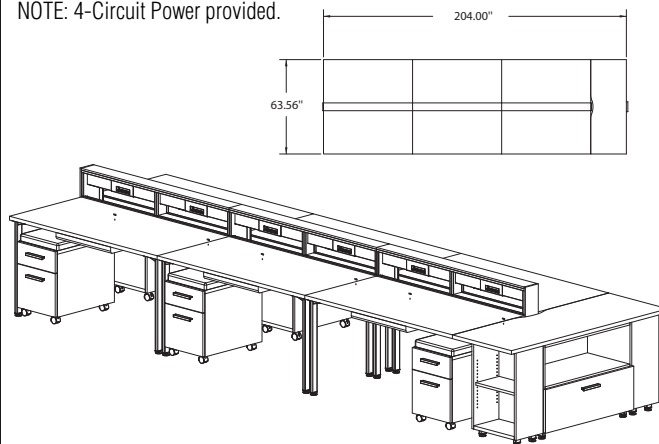
Consists of:

QTY.	MODEL NO.	DESCRIPTION	LIST PRICE EACH
6	EZ6030LL	60" x 30" Tops with Long Legs	\$676
6	EZPM24BF	Mobile Pedestals	\$620
6	EZSC15*	Cushions	\$277
3	EZAPP54	Privacy Screens	\$396
6	19400	Pencil Drawers	\$91
1	ECS	72", Single-Circuit Infeed	\$267
6	EC60FS	60" Table Power Kit	\$542

TOTAL: \$14691

*Grade Two fabric only on cushions when part of this Typical.

NOTE: 4-Circuit Power provided.



e5 BENCHING TYPICAL #25A

Consists of:

QTY.	MODEL NO.	DESCRIPTION	LIST PRICE EACH
6	EZ6030LL	60" x 30" Tops with Long Legs	\$676
6	EZPM24BF	Mobile Pedestals	\$620
6	EZSC15*	Cushions	\$277
6	19400	Pencil Drawers	\$91
1	EZTB60HS	Technology Beltway, 4-Circuit Starter	\$1725
2	EZTB60HA	Technology Beltway, 4-Circuit Adder	\$1559
1	EZR64	Productivity Top for back-to-back Tables w/Beltway	\$480
1	EZ3628FNT	Open Top/Lateral File Bottom Cabinet	\$1232
2	EZFC18	End Cabinet Book Shelf	\$562

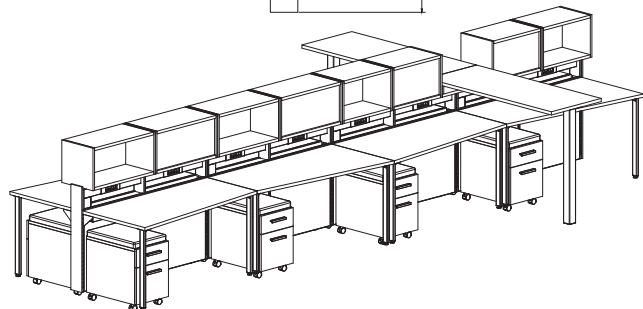
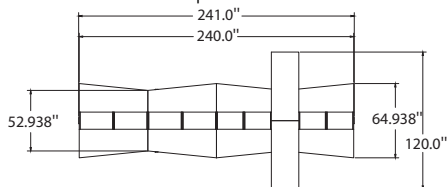
TOTAL: \$17663

*Grade Two fabric only on cushions when part of this Typical.

e5 IDEA STARTERS – NOT AVAILABLE ON QUICK-SHIP PROGRAM

- Must order by component level.

NOTE: 4-Circuit Power provided.

**e5 BENCHING TYPICAL #26**

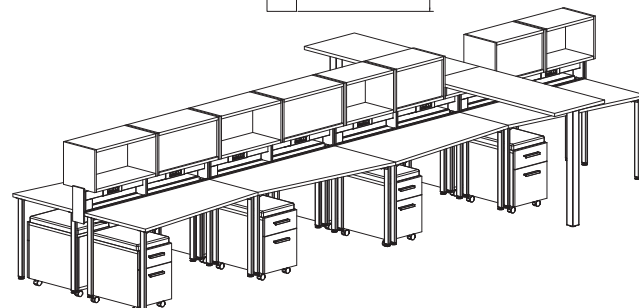
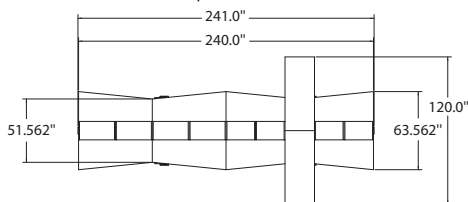
Consists of:

QTY.	MODEL NO.	DESCRIPTION	LIST PRICE EACH
4	EZTL60LW	60"L Tapered Worksurface/Left-Handed/Cantilevered	\$596
4	EZTR60LW	60"L Tapered Worksurface/Right-Handed/Cantilevered	\$596
2	EZP6024	Standing Height Peninsula Tables	\$648
8	EZPM24BF	Mobile Pedestal	\$620
8	EZSC15*	Seat Cushion for Mobile Pedestal	\$277
4	EZH30	30" Overhead Cabinet	\$426
4	EZH24	24" Overhead Cabinet	\$391
1	EZTW60HS	Technology Wall, 4-Circuit Starter	\$2658
3	EZTW60HA	Technology Wall, 4-Circuit Adder	\$2492

TOTAL: \$26642

*Grade Two fabric only on cushions when part of this Typical.

NOTE: 4-Circuit Power provided.

**e5 BENCHING TYPICAL #27**

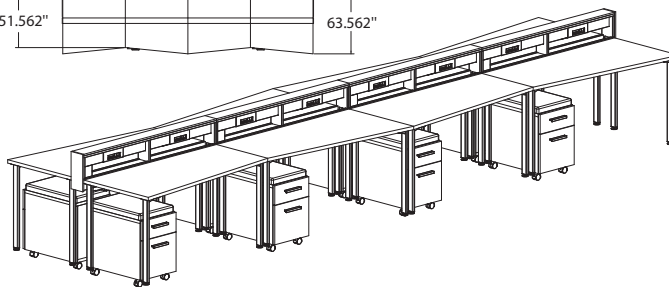
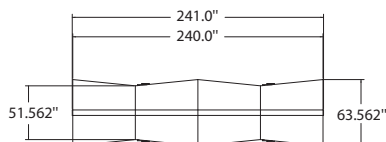
Consists of:

QTY.	MODEL NO.	DESCRIPTION	LIST PRICE EACH
4	EZTL60LL	60"L Tapered Worksurface/Left-Handed	\$713
4	EZTR60LL	60"L Tapered Worksurface/Right-Handed	\$713
2	EZP6024	Standing Height Peninsula Tables	\$648
8	EZPM24BF	Mobile Pedestal	\$620
8	EZSC15*	Seat Cushion for Mobile Pedestal	\$277
4	EZH30	30" Overhead Cabinet	\$426
4	EZH24	24" Overhead Cabinet	\$391
1	EZTB60HS	Technology Beltway, 4-Circuit Starter	\$1725
3	EZTB60HA	Technology Beltway, 4-Circuit Adder	\$1559

TOTAL: \$23846

*Grade Two fabric only on cushions when part of this Typical.

NOTE: 4-Circuit Power provided.

**e5 BENCHING TYPICAL #28**

Consists of:

QTY.	MODEL NO.	DESCRIPTION	LIST PRICE EACH
4	EZTL60LL	60"L Tapered Worksurface/Left-Handed	\$713
4	EZTR60LL	60"L Tapered Worksurface/Right-Handed	\$713
8	EZPM24BF	Mobile Pedestal	\$620
8	EZSC15*	Seat Cushion for Mobile Pedestal	\$277
1	EZTB60HS	Technology Beltway, 4-Circuit Starter	\$1725
3	EZTB60HA	Technology Beltway, 4-Circuit Adder	\$1559

TOTAL: \$19282

*Grade Two fabric only on cushions when part of this Typical.

e5 WORKSURFACES AND SUPPORTS – COMPLETE ASSEMBLIES

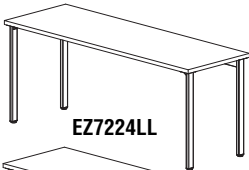
Make specifying easy; choose an assembly that is ordered with one model number complete.

- 1 1/8" Thermally Fused Laminate worksurfaces available in 6 colors with matching 2mm PVC edging – Summer Suede, Cocoa, Biltmore Cherry, Designer White, Columbian Walnut and Raven.
- All e5 worksurfaces in complete assemblies are available in HPL options. Add "H" after the size in the model no., i.e. EZ4824HLL and add \$50 list.
- **Legs available in White, Black and Silver. Specify paint color.**
- Assemblies consist of a worksurface, support, surface support channel, and optional modesty panels.
- All assemblies include hardware and installation instructions.
- Optional modesty panels are available in frosted acrylic or laminate with attachment hardware included.
- Short legs are intended to be used with Layered Height Storage Cabinets.

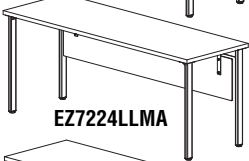


Intertek

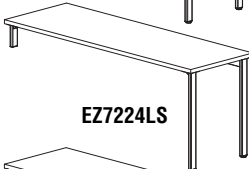
RECTANGULAR SURFACE/LEG SUPPORT ASSEMBLIES



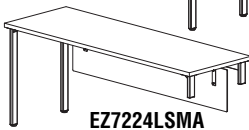
EZ7224LL



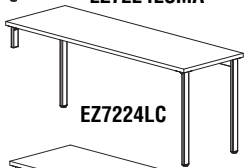
EZ7224LLMA



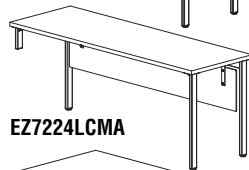
EZ7224LS



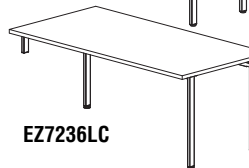
EZ7224LSMA



EZ7224LC



EZ7224LCMA



EZ7236LC

Model No.	Dimensions	List Price	Laminate Modesty Panel (+ML)	Acrylic Modesty Panel (+MA)
Surface/4 Standard Legs				
EZ4824LL	48"W x 24"D x 29 1/2"H	\$638	\$965	\$1085
EZ6024LL	60"W x 24"D x 29 1/2"H	\$670	\$1031	\$1282
EZ7224LL	72"W x 24"D x 29 1/2"H	\$710	\$1083	\$1347
EZ4830LL	48"W x 30"D x 29 1/2"H	\$645	\$971	\$1091
EZ6030LL	60"W x 30"D x 29 1/2"H	\$676	\$1038	\$1121
EZ7230LL	72"W x 30"D x 29 1/2"H	\$720	\$1093	\$1357
EZ6036LL	60"W x 36"D x 29 1/2"H	\$727	\$1089	\$1338
EZ7236LL	72"W x 36"D x 29 1/2"H	\$774	\$1147	\$1408

Surface/2 Standard Legs/2 Short Legs

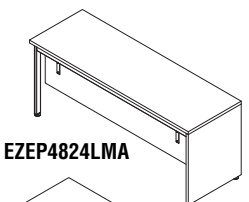
EZ4824LS	48"W x 24"D x 29 1/2"H	\$606	\$928	\$1024
EZ6024LS	60"W x 24"D x 29 1/2"H	\$637	\$968	\$1250
EZ7224LS	72"W x 24"D x 29 1/2"H	\$677	\$1044	\$1305
EZ4830LS	48"W x 30"D x 29 1/2"H	\$612	\$934	\$1030
EZ6030LS	60"W x 30"D x 29 1/2"H	\$644	\$974	\$1256
EZ7230LS	72"W x 30"D x 29 1/2"H	\$688	\$1054	\$1316
EZ6036LS	60"W x 36"D x 29 1/2"H	\$695	\$1025	\$1304
EZ7236LS	72"W x 36"D x 29 1/2"H	\$742	\$1109	\$1367

Surface/3 Standard Legs/1 Short Leg

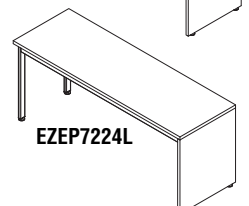
EZ4824LC	48"W x 24"D x 29 1/2"H	\$627	\$953	\$1074
EZ6024LC	60"W x 24"D x 29 1/2"H	\$658	\$1020	\$1272
EZ7224LC	72"W x 24"D x 29 1/2"H	\$698	\$1071	\$1337
EZ6030LC	60"W x 30"D x 29 1/2"H	\$665	\$1026	\$1278
EZ7230LC	72"W x 30"D x 29 1/2"H	\$709	\$1082	\$1346
EZ6036LC	60"W x 36"D x 29 1/2"H	\$716	\$1077	\$1326
EZ7236LC	72"W x 36"D x 29 1/2"H	\$763	\$1136	\$1398

RECTANGULAR SURFACE/FULL END PANEL SUPPORT ASSEMBLIES

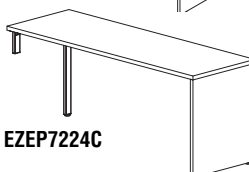
- An HPL option is not available as standard for e5 complete assemblies with full end panels. Call for quotation if this is required.



EZEP4824LMA



EZEP7224L



EZEP7224C

Model No.	Dimensions	List Price	Laminate Modesty Panel (+ML)	Acrylic Modesty Panel (+MA)
Surface/End Panel/2 Standard Legs				
EZEP4824L	48"W x 24"D x 29 1/2"H	\$642	\$968	\$1088
EZEP6024L	60"W x 24"D x 29 1/2"H	\$686	\$1047	\$1298
EZEP7224L	72"W x 24"D x 29 1/2"H	\$789	\$1162	\$1422
EZEP4830L	48"W x 30"D x 29 1/2"H	\$794	\$1120	\$1233
EZEP6030L	60"W x 30"D x 29 1/2"H	\$739	\$1100	\$1348
EZEP7230L	72"W x 30"D x 29 1/2"H	\$802	\$1175	\$1435
EZEP6036L	60"W x 36"D x 29 1/2"H	\$794	\$1156	\$1400
EZEP7236L	72"W x 36"D x 29 1/2"H	\$857	\$1230	\$1487

Surface/End Panel/1 Standard Leg/1 Short Leg

EZEP4824C	48"W x 24"D x 29 1/2"H	\$630	\$956	\$1077
EZEP6024C	60"W x 24"D x 29 1/2"H	\$674	\$1036	\$1286
EZEP7224C	72"W x 24"D x 29 1/2"H	\$777	\$1151	\$1412
EZEP4830C	48"W x 30"D x 29 1/2"H	\$783	\$1109	\$1222
EZEP6030C	60"W x 30"D x 29 1/2"H	\$727	\$1089	\$1338

HOW TO SPECIFY:

Select Model No. (i.e., EZ4824LL)

OPTION 1 Select Modesty Panel if desired (Add Suffix)
ML (Laminate Panel); MA (Acrylic Panel)

OPTION 2 Select Laminate
See page 8 for colors

OPTION 3 Select Paint Finish for metal parts
TKSV (Tech Silver); BLCK (Black); WHIT (White)

e5 WORKSURFACES AND SUPPORTS – COMPLETE ASSEMBLIES

RECTANGULAR SURFACE/FULL END PANEL SUPPORT ASSEMBLIES (CONTINUED)

Model No.	Dimensions	List Price	Laminate Modesty Panel (+ML)	Acrylic Modesty Panel (+MA)
Surface/End Panel/1 Standard Leg/1 Short Leg (continued)				
EZEP7230C	72"W x 30"D x 29 1/2"H	\$790	\$1163	\$1423
EZEP6036C	60"W x 36"D x 29 1/2"H	\$783	\$1144	\$1390
EZEP7236C	72"W x 36"D x 29 1/2"H	\$845	\$1218	\$1449
Surface/End Panel/2 Short Legs				
EZEP4824S	48"W x 24"D x 29 1/2"H	\$609	\$931	\$1027
EZEP6024S	60"W x 24"D x 29 1/2"H	\$653	\$983	\$1264
EZEP7224S	72"W x 24"D x 29 1/2"H	\$757	\$1123	\$1380
EZEP4830S	48"W x 30"D x 29 1/2"H	\$762	\$1084	\$1172
EZEP6030S	60"W x 30"D x 29 1/2"H	\$706	\$1037	\$1316
EZEP7230S	72"W x 30"D x 29 1/2"H	\$769	\$1136	\$1393
EZEP6036S	60"W x 36"D x 29 1/2"H	\$762	\$1092	\$1368
EZEP7236S	72"W x 36"D x 29 1/2"H	\$825	\$1191	\$1445
Surface/End Panel/BBF Pedestal				
EZEP4824B	48"W x 24"D x 29 1/2"H	\$1351	\$1662	\$1681
EZEP6024B	60"W x 24"D x 29 1/2"H	\$1395	\$1721	\$1804
EZEP7224B	72"W x 24"D x 29 1/2"H	\$1496	\$1858	\$2068
EZEP4830B	48"W x 30"D x 29 1/2"H	\$1558	\$1868	\$1878
EZEP6030B	60"W x 30"D x 29 1/2"H	\$1503	\$1829	\$1906
EZEP7230B	72"W x 30"D x 29 1/2"H	\$1563	\$1925	\$2132
EZEP6036B	60"W x 36"D x 29 1/2"H	\$1628	\$1954	\$2025
EZEP7236B	72"W x 36"D x 29 1/2"H	\$1689	\$2050	\$2251
Surface/End Panel/FF Pedestal				
EZEP4824F	48"W x 24"D x 29 1/2"H	\$1305	\$1616	\$1639
EZEP6024F	60"W x 24"D x 29 1/2"H	\$1349	\$1675	\$1760
EZEP7224F	72"W x 24"D x 29 1/2"H	\$1450	\$1812	\$2024
EZEP4830F	48"W x 30"D x 29 1/2"H	\$1512	\$1822	\$1835
EZEP6030F	60"W x 30"D x 29 1/2"H	\$1457	\$1783	\$1862
EZEP7230F	72"W x 30"D x 29 1/2"H	\$1517	\$1879	\$2088
EZEP6036F	60"W x 36"D x 29 1/2"H	\$1556	\$1882	\$1956
EZEP7236F	72"W x 36"D x 29 1/2"H	\$1617	\$1978	\$2182

RECTANGULAR SURFACE/SUPPORT PEDESTAL ASSEMBLIES

Model No.	Dimensions	List Price	Laminate Modesty Panel (+ML)	Acrylic Modesty Panel (+MA)
Surface/BBF Pedestal/2 Standard Legs				
EZ4824LB	48"W x 24"D x 29 1/2"H	\$1349	\$1659	\$1679
EZ6024LB	60"W x 24"D x 29 1/2"H	\$1379	\$1705	\$1789
EZ7224LB	72"W x 24"D x 29 1/2"H	\$1420	\$1782	\$1996
EZ6030LB	60"W x 30"D x 29 1/2"H	\$1440	\$1766	\$1847
EZ7230LB	72"W x 30"D x 29 1/2"H	\$1485	\$1847	\$2057
EZ6036LB	60"W x 36"D x 29 1/2"H	\$1561	\$1887	\$1961
EZ7236LB	72"W x 36"D x 29 1/2"H	\$1609	\$1971	\$2175
Surface/FF Pedestal/2 Standard Legs				
EZ4824LF	48"W x 24"D x 29 1/2"H	\$1303	\$1613	\$1636
EZ6024LF	60"W x 24"D x 29 1/2"H	\$1333	\$1659	\$1745
EZ7224LF	72"W x 24"D x 29 1/2"H	\$1374	\$1736	\$1952
EZ6030LF	60"W x 30"D x 29 1/2"H	\$1394	\$1720	\$1803
EZ7230LF	72"W x 30"D x 29 1/2"H	\$1439	\$1801	\$2014
EZ6036LF	60"W x 36"D x 29 1/2"H	\$1489	\$1815	\$1894
EZ7236LF	72"W x 36"D x 29 1/2"H	\$1537	\$1899	\$2107

HOW TO SPECIFY:
Select Model No. (i.e., EZEP4824S)

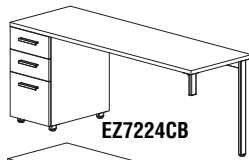
OPTION 1 Select Modesty Panel if desired (Add Suffix)
ML (Laminate Panel); MA (Acrylic Panel)

OPTION 2 Select Laminate
See page 8 for colors

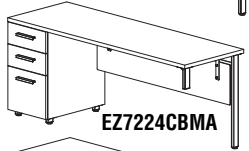
OPTION 3 Select Paint Finish for metal parts
TKSV (Tech Silver); BLCK (Black); WHIT (White)

e5 WORKSURFACES AND SUPPORTS – COMPLETE ASSEMBLIES

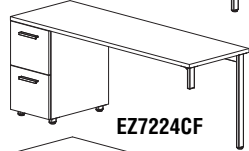
RECTANGULAR SURFACE/SUPPORT PEDESTAL ASSEMBLIES (CONTINUED)



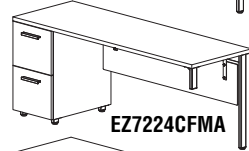
EZ7224CB



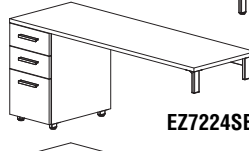
EZ7224CBMA



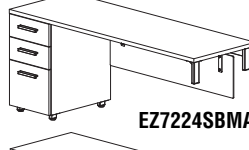
EZ7224CF



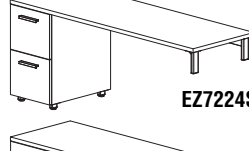
EZ7224CFMA



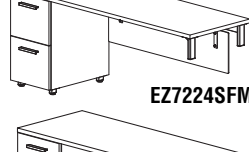
EZ7224SB




EZ7224SBMA



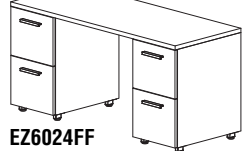
EZ7224SF



EZ7224SFMA



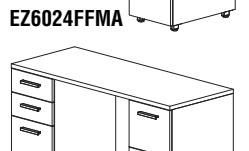
EZ6024BB



EZ6024FF



EZ6024FFMA



EZ6024BF

Model No.	Dimensions	List Price	Laminate Modesty Panel (+ML)	Acrylic Modesty Panel (+MA)
Surface/BBF Pedestal/1 Standard Leg/1 Short Leg				
EZ4824CB	48"W x 24"D x 29 1/2"H	\$1338	\$1648	\$1669
EZ6024CB	60"W x 24"D x 29 1/2"H	\$1368	\$1694	\$1778
EZ7224CB	72"W x 24"D x 29 1/2"H	\$1409	\$1770	\$1984
EZ6030CB	60"W x 30"D x 29 1/2"H	\$1429	\$1755	\$1836
EZ7230CB	72"W x 30"D x 29 1/2"H	\$1473	\$1835	\$2046
EZ6036CB	60"W x 36"D x 29 1/2"H	\$1550	\$1876	\$1951
EZ7236CB	72"W x 36"D x 29 1/2"H	\$1598	\$1959	\$2164
Surface/FF Pedestal/1 Standard Leg/1 Short Leg				
EZ4824CF	48"W x 24"D x 29 1/2"H	\$1292	\$1602	\$1625
EZ6024CF	60"W x 24"D x 29 1/2"H	\$1322	\$1648	\$1735
EZ7224CF	72"W x 24"D x 29 1/2"H	\$1363	\$1724	\$1941
EZ6030CF	60"W x 30"D x 29 1/2"H	\$1383	\$1709	\$1792
EZ7230CF	72"W x 30"D x 29 1/2"H	\$1427	\$1789	\$2002
EZ6036CF	60"W x 36"D x 29 1/2"H	\$1478	\$1804	\$1882
EZ7236CF	72"W x 36"D x 29 1/2"H	\$1526	\$1887	\$2095
Surface/BBF Pedestal/2 Short Legs				
EZ4824SB	48"W x 24"D x 29 1/2"H	\$1317	\$1623	\$1640
EZ6024SB	60"W x 24"D x 29 1/2"H	\$1347	\$1653	\$1728
EZ7224SB	72"W x 24"D x 29 1/2"H	\$1388	\$1718	\$1963
EZ6030SB	60"W x 30"D x 29 1/2"H	\$1408	\$1729	\$1786
EZ7230SB	72"W x 30"D x 29 1/2"H	\$1453	\$1783	\$2024
EZ6036SB	60"W x 36"D x 29 1/2"H	\$1529	\$1851	\$1901
EZ7236SB	72"W x 36"D x 29 1/2"H	\$1577	\$1907	\$2142
Surface/FF Pedestal/2 Short Legs				
EZ4824SF	48"W x 24"D x 29 1/2"H	\$1271	\$1577	\$1597
EZ6024SF	60"W x 24"D x 29 1/2"H	\$1301	\$1623	\$1685
EZ7224SF	72"W x 24"D x 29 1/2"H	\$1342	\$1672	\$1919
EZ6030SF	60"W x 30"D x 29 1/2"H	\$1362	\$1683	\$1742
EZ7230SF	72"W x 30"D x 29 1/2"H	\$1407	\$1737	\$1980
EZ6036SF	60"W x 36"D x 29 1/2"H	\$1457	\$1779	\$1833
EZ7236SF	72"W x 36"D x 29 1/2"H	\$1505	\$1835	\$2074
Surface/2 BBF Pedestals				
EZ6024BB	60"W x 24"D x 29 1/2"H	\$2089	\$2395	\$2373
EZ7224BB	72"W x 24"D x 29 1/2"H	\$2132	\$2454	\$2474
EZ6030BB	60"W x 30"D x 29 1/2"H	\$2204	\$2510	\$2483
EZ7230BB	72"W x 30"D x 29 1/2"H	\$2251	\$2573	\$2587
EZ6036BB	60"W x 36"D x 29 1/2"H	\$2395	\$2701	\$2665
EZ7236BB	72"W x 36"D x 29 1/2"H	\$2445	\$2767	\$2667
Surface/2 FF Pedestals				
EZ6024FF	60"W x 24"D x 29 1/2"H	\$1997	\$2303	\$2286
EZ7224FF	72"W x 24"D x 29 1/2"H	\$2040	\$2362	\$2387
EZ6030FF	60"W x 30"D x 29 1/2"H	\$2112	\$2418	\$2398
EZ7230FF	72"W x 30"D x 29 1/2"H	\$2159	\$2481	\$2503
EZ6036FF	60"W x 36"D x 29 1/2"H	\$2251	\$2557	\$2528
EZ7236FF	72"W x 36"D x 29 1/2"H	\$2301	\$2623	\$2634
Surface/BBF Pedestal/FF Pedestal				
EZ6024BF	60"W x 24"D x 29 1/2"H	\$2043	\$2349	\$2330
EZ7224BF	72"W x 24"D x 29 1/2"H	\$2086	\$2408	\$2431
EZ6030BF	60"W x 30"D x 29 1/2"H	\$2158	\$2464	\$2439
EZ7230BF	72"W x 30"D x 29 1/2"H	\$2205	\$2527	\$2544
EZ6036BF	60"W x 36"D x 29 1/2"H	\$2323	\$2629	\$2596
EZ7236BF	72"W x 36"D x 29 1/2"H	\$2373	\$2695	\$2703

HOW TO SPECIFY:
Select Model No. (ie., EZ4824CB)

OPTION 1 Select Modesty Panel if desired (Add Suffix)
ML (Laminate Panel); MA (Acrylic Panel)

OPTION 2 Select Laminate
See page 8 for colors

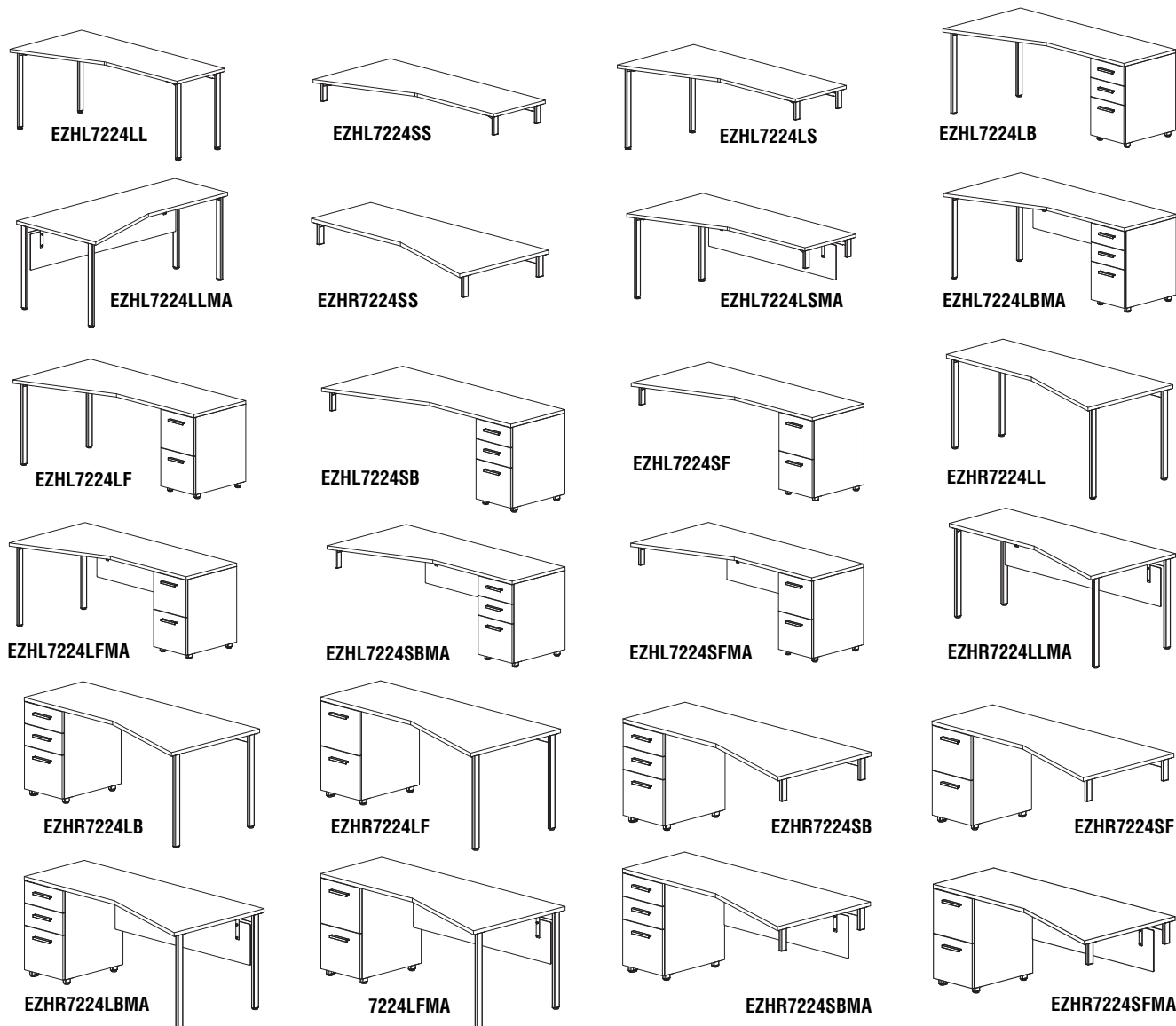
OPTION 3 Select Paint Finish for metal parts
TKSV (Tech Silver); BLCK (Black); WHIT (White)

e5 WORKSURFACES AND SUPPORTS – COMPLETE ASSEMBLIES

HATCHET SURFACE/SUPPORT COMPLETE ASSEMBLIES

Model No.	Description	Dimensions	List Price	Laminate Modesty Panel (+ML)	Acrylic Modesty Panel (+MA)
EZHL7224LL	Hatchet Left Surface w/4 Standard Legs	72"W x 36"-24"D x 29 1/2"H	\$870	\$1244	\$1489
EZHL7224SS	Hatchet Left Surface w/4 Short Legs	72"W x 36"-24"D x 29 1/2"H	\$806	\$1167	\$1412
EZHL7224LC	Hatchet Left Surface w/3 Standard Legs & 1 Short Leg	72"W x 36"-24"D x 29 1/2"H	\$859	\$1226	\$1479
EZHL7224LS	Hatchet Left Surface w/2 Standard Legs & 2 Short Legs	72"W x 36"-24"D x 29 1/2"H	\$838	\$1205	\$1459
EZHL7224LB	Hatchet Left Surface w/2 Std. Legs & 1 BBF Pedestal	72"W x 36"-24"D x 29 1/2"H	\$1581	\$1943	\$2149
EZHL7224LF	Hatchet Left Surface w/2 Std. Legs & 1 FF Pedestal	72"W x 36"-24"D x 29 1/2"H	\$1535	\$1818	\$2105
EZHL7224SB	Hatchet Left Surface w/2 Short Legs & 1 BBF Pedestal	72"W x 36"-24"D x 29 1/2"H	\$1549	\$1879	\$2115
EZHL7224SF	Hatchet Left Surface w/2 Short Legs & 1 FF Pedestal	72"W x 36"-24"D x 29 1/2"H	\$1503	\$1833	\$2072

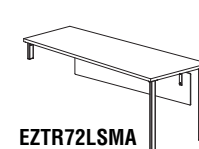
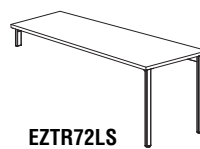
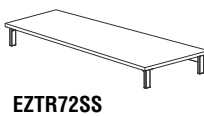
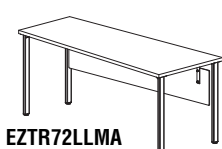
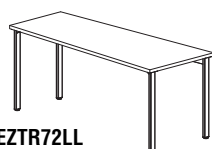
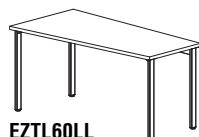
EZHR7224LL	Hatchet Right Surface w/4 Standard Legs	72"W x 36"-24"D x 29 1/2"H	\$870	\$1244	\$1489
EZHR7224SS	Hatchet Right Surface w/4 Short Legs	72"W x 36"-24"D x 29 1/2"H	\$806	\$1167	\$1412
EZHR7224LC	Hatchet Right Surface w/3 Standard Legs & 1 Short Leg	72"W x 36"-24"D x 29 1/2"H	\$859	\$1226	\$1479
EZHR7224LS	Hatchet Right Surface w/2 Standard Legs & 2 Short Legs	72"W x 36"-24"D x 29 1/2"H	\$838	\$1205	\$1459
EZHR7224LB	Hatchet Right Surface w/2 Std. Legs & 1 BBF Pedestal	72"W x 36"-24"D x 29 1/2"H	\$1581	\$1943	\$2149
EZHR7224LF	Hatchet Right Surface w/2 Std. Legs & 1 FF Pedestal	72"W x 36"-24"D x 29 1/2"H	\$1535	\$1818	\$2105
EZHR7224SB	Hatchet Right Surface w/2 Short Legs & 1 BBF Pedestal	72"W x 36"-24"D x 29 1/2"H	\$1549	\$1879	\$2115
EZHR7224SF	Hatchet Right Surface w/2 Short Legs & 1 FF Pedestal	72"W x 36"-24"D x 29 1/2"H	\$1503	\$1833	\$2072



e5 WORKSURFACES AND SUPPORTS – COMPLETE ASSEMBLIES

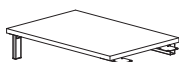
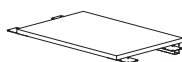
TAPERED SURFACE/SUPPORT COMPLETE ASSEMBLIES

Model No.	Description	Dimensions	List Price	Laminate Modesty Panel (+ML)	Acrylic Modesty Panel (+MA)
EZTL60LL	60" Tapered Left Surface w/4 Standard Legs	60"W x 30"-24"D x 29 1/2"H	\$713	\$1074	\$1323
EZTL60SS	60" Tapered Left Surface w/4 Short Legs	60"W x 30"-24"D x 29 1/2"H	\$648	\$974	\$1094
EZTL60LC	60" Tapered Left Surface w/3 Std. Legs & 1 Short Leg	60"W x 30"-24"D x 29 1/2"H	\$701	\$1063	\$1313
EZTL60LS	60" Tapered Left Surface w/2 Std. Legs & 2 Short Legs	60"W x 30"-24"D x 29 1/2"H	\$690	\$1020	\$1300
EZTL72LL	72" Tapered Left Surface w/4 Standard Legs	72"W x 30"-24"D x 29 1/2"H	\$763	\$1136	\$1398
EZTL72SS	72" Tapered Left Surface w/4 Short Legs	72"W x 30"-24"D x 29 1/2"H	\$698	\$1060	\$1309
EZTL72LC	72" Tapered Left Surface w/3 Std. Legs & 1 Short Leg	72"W x 30"-24"D x 29 1/2"H	\$751	\$1124	\$1387
EZTL72LS	72" Tapered Left Surface w/2 Std. Legs & 2 Short Legs	72"W x 30"-24"D x 29 1/2"H	\$740	\$1101	\$1349
EZTR60LL	60" Tapered Right Surface w/4 Standard Legs	60"W x 30"-24"D x 29 1/2"H	\$713	\$1074	\$1313
EZTR60SS	60" Tapered Right Surface w/4 Short Legs	60"W x 30"-24"D x 29 1/2"H	\$648	\$974	\$1094
EZTR60LC	60" Tapered Right Surface w/3 Std. Legs & 1 Short Leg	60"W x 30"-24"D x 29 1/2"H	\$701	\$1063	\$1313
EZTR60LS	60" Tapered Right Surface w/2 Std. Legs & 2 Short Legs	60"W x 30"-24"D x 29 1/2"H	\$690	\$1020	\$1300
EZTR72LL	72" Tapered Right Surface w/4 Standard Legs	72"W x 30"-24"D x 29 1/2"H	\$763	\$1136	\$1398
EZTR72SS	72" Tapered Right Surface w/4 Short Legs	72"W x 30"-24"D x 29 1/2"H	\$698	\$1060	\$1309
EZTR72LC	72" Tapered Right Surface w/3 Std. Legs & 1 Short Leg	72"W x 30"-24"D x 29 1/2"H	\$751	\$1124	\$1387
EZTR72LS	72" Tapered Right Surface w/2 Std. Legs & 2 Short Legs	72"W x 30"-24"D x 29 1/2"H	\$740	\$1101	\$1349



BRIDGE SURFACE/SUPPORT COMPLETE ASSEMBLIES

Model No.	Dimensions	List Price	Laminate Modesty Panel (+ML)	Acrylic Modesty Panel (+MA)
Bridge Surface with 4 Attaching Brackets				
EZ3624RR	36"W x 24"D x 29 1/2"H	\$327	\$637	\$709
EZ4224RR	42"W x 24"D x 29 1/2"H	\$379	\$953	\$809
EZ4824RR	48"W x 24"D x 29 1/2"H	\$422	\$748	\$880
Bridge Surface with 2 Short Legs & 2 Attaching Brackets				
EZ3624SR	36"W x 24"D x 29 1/2"H	\$438	\$748	\$814
EZ4224SR	42"W x 24"D x 29 1/2"H	\$456	\$777	\$882
EZ4824SR	48"W x 24"D x 29 1/2"H	\$501	\$827	\$954



HOW TO SPECIFY:

Select Model No. (ie., EZTL60LL)

OPTION 1 Select Modesty Panel if desired (Add Suffix)
ML (Laminate Panel); MA (Acrylic Panel)

OPTION 2 Select Laminate
See page 8 for colors

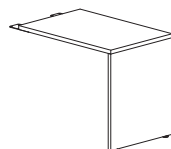
OPTION 3 Select Paint Finish for metal parts
TKSV (Tech Silver); BLCK (Black); WHIT (White)

e5 WORKSURFACES AND SUPPORTS – COMPLETE ASSEMBLIES

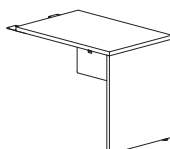
RETURN SURFACE/SUPPORT COMPLETE ASSEMBLIES

• For returns with full end panels the HPL standard is not available. Call for quotation if HPL is a requirement.

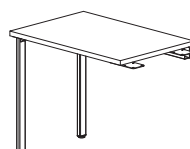
Model No.	Description	Dimensions	List Price	Laminate Modesty Panel (+ML)	Acrylic Modesty Panel (+MA)
Return Surface with Full End Panel & 2 Attaching Brackets					
EZEP3624R	Surface/24" End Panel/Bracket	36"W x 24"D x 29 1/2"H	\$459	\$769	\$825
EZEP4224R	Surface/24" End Panel/Bracket	42"W x 24"D x 29 1/2"H	\$491	\$817	\$915
EZEP4824R	Surface/24" End Panel/Bracket	48"W x 24"D x 29 1/2"H	\$535	\$861	\$986
EZEP3630R	Surface/30" End Panel/Bracket	36"W x 30"D x 29 1/2"H	\$516	\$827	\$888
EZEP4230R	Surface/30" End Panel/Bracket	42"W x 30"D x 29 1/2"H	\$556	\$878	\$977
EZEP4830R	Surface/30" End Panel/Bracket	48"W x 30"D x 29 1/2"H	\$688	\$1014	\$1132
Return Surface with 2 Standard Legs & 2 Attaching Brackets					
EZ3624LR	Surface/Long Legs/Bracket	36"W x 24"D x 29 1/2"H	\$470	\$781	\$844
EZ4224LR	Surface/Long Legs/Bracket	42"W x 24"D x 29 1/2"H	\$488	\$810	\$912
EZ4824LR	Surface/Long Legs/Bracket	48"W x 24"D x 29 1/2"H	\$533	\$859	\$984
EZ3630LR	Surface/Long Legs/Bracket	36"W x 30"D x 29 1/2"H	\$461	\$771	\$836
EZ4230LR	Surface/Long Legs/Bracket	42"W x 30"D x 29 1/2"H	\$498	\$820	\$923
EZ4830LR	Surface/Long Legs/Bracket	48"W x 30"D x 29 1/2"H	\$539	\$865	\$991
Return Surface with 2 Attaching Brackets & 1 Box/Box/File Pedestal					
EZ4824RB	Return/BBF Pedestal/Bracket	48"W x 24"D x 29 1/2"H	\$1241	\$1548	\$1578
EZ4830RB	Return/BBF Pedestal/Bracket	48"W x 30"D x 29 1/2"H	\$1302	\$1612	\$1635
Return Surface with 2 Attaching Brackets & 1 File/File Pedestal					
EZ4824RF	Return/FF Pedestal/Bracket	48"W x 24"D x 29 1/2"H	\$1195	\$1506	\$1534
EZ4830RF	Return/FF Pedestal/Bracket	48"W x 30"D x 29 1/2"H	\$1256	\$1566	\$1592



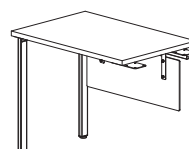
EZEP3624R



EZEP3624RMA



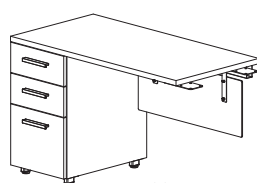
EZ3624LR



EZ3624LRMA



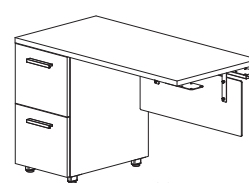
EZ4824RB



EZ4824RBMA



EZ4824RF

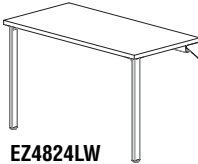


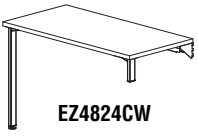

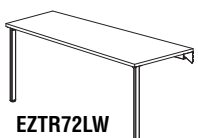

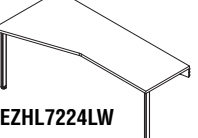

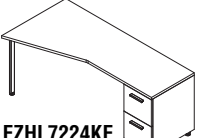




EZ4824RFMA

e5 WORKSURFACES AND SUPPORTS – COMPLETE ASSEMBLIES

- Technology wall is NOT freestanding without purchasing optional Foot Kit.

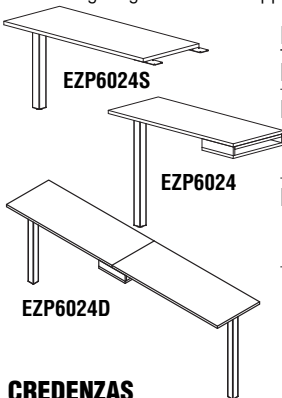
CANTILEVERED TECH WALL SURFACES/SUPPORT COMPLETE ASSEMBLIES

	Model No.	Description	Dimensions	List Price
 EZ4824LW	Rectangular Surface with 2 Standard Legs & 2 Cantilevered Brackets			
	EZ4824LW		48"W x 24"D x 29 1/2"H	\$521
	EZ6024LW		60"W x 24"D x 29 1/2"H	\$553
	EZ7224LW		72"W x 24"D x 29 1/2"H	\$593
	EZ4830LW		48"W x 30"D x 29 1/2"H	\$528
 EZ7230KB	EZ6030LW		60"W x 30"D x 29 1/2"H	\$559
	EZ7230LW		72"W x 30"D x 29 1/2"H	\$603
	Rectangular Surface with 1 Standard Leg, 1 Cantilevered Bracket & BBF Pedestal			
 EZ7230KF	EZ4824KB		48"W x 24"D x 29 1/2"H	\$1254
	EZ6024KB		60"W x 24"D x 29 1/2"H	\$1274
	EZ7224KB		72"W x 24"D x 29 1/2"H	\$1306
	EZ4830KB		48"W x 30"D x 29 1/2"H	\$1315
	EZ6030KB		60"W x 30"D x 29 1/2"H	\$1334
EZ7230KB		72"W x 30"D x 29 1/2"H	\$1371	
 EZ4824CW	Rectangular Surface with 1 Standard Leg, 1 Cantilevered Bracket & FF Pedestal			
	EZ4824KF		48"W x 24"D x 29 1/2"H	\$1208
	EZ6024KF		60"W x 24"D x 29 1/2"H	\$1228
	EZ7224KF		72"W x 24"D x 29 1/2"H	\$1260
	EZ4830KF		48"W x 30"D x 29 1/2"H	\$1269
 EZ7230KF	EZ6030KF		60"W x 30"D x 29 1/2"H	\$1288
	EZ7230KF		72"W x 30"D x 29 1/2"H	\$1325
	Rectangular Surface with 1 Standard Leg, 1 Short Leg & 2 Cantilevered Brackets			
 EZTL60LW	EZ4824CW		48"W x 24"D x 29 1/2"H	\$510
	EZ6024CW		60"W x 24"D x 29 1/2"H	\$541
	EZ7224CW		72"W x 24"D x 29 1/2"H	\$581
	EZ4830CW		48"W x 30"D x 29 1/2"H	\$516
	EZ6030CW		60"W x 30"D x 29 1/2"H	\$548
EZ7230CW		72"W x 30"D x 29 1/2"H	\$591	
 EZTL60CW	Tapered Surface with 2 Standard Legs & 2 Cantilevered Brackets			
	EZTL60LW	Tapered Surface/Left	60"W x 30"-24"D x 29 1/2"H	\$596
	EZTL72LW	Tapered Surface/Left	72"W x 30"-24"D x 29 1/2"H	\$646
	EZTR60LW	Tapered Surface/Right	60"W x 30"-24"D x 29 1/2"H	\$596
	EZTR72LW	Tapered Surface/Right	72"W x 30"-24"D x 29 1/2"H	\$646
 EZHL7224LW	Tapered Surface with 1 Standard Leg, 1 Short Leg & 2 Cantilevered Brackets			
	EZTL60CW	Tapered Surface/Left	60"W x 30"-24"D x 29 1/2"H	\$584
	EZTL72CW	Tapered Surface/Left	72"W x 30"-24"D x 29 1/2"H	\$634
	EZTR60CW	Tapered Surface/Right	60"W x 30"-24"D x 29 1/2"H	\$584
	EZTR72CW	Tapered Surface/Right	72"W x 30"-24"D x 29 1/2"H	\$634
 EZHL7224KB	Hatchet Surface with 2 Standard Legs & 2 Cantilevered Brackets			
	EZHL7224LW	Hatchet Surface/Left	72"W x 36"-24"D x 29 1/2"H	\$753
	EZHR7224LW	Hatchet Surface/Right	72"W x 36"-24"D x 29 1/2"H	\$753
 EZHL7224KB	Hatchet Surface with 1 Standard Leg, 1 Cantilevered Bracket & BBF Pedestal			
	EZHL7224KB	Hatchet Surface/Left	72"W x 36"-24"D x 29 1/2"H	\$1467
	EZHR7224KB	Hatchet Surface/Right	72"W x 36"-24"D x 29 1/2"H	\$1467
 EZHL7224KF	Hatchet Surface with 1 Standard Leg, 1 Cantilevered Bracket & FF Pedestal			
	EZHL7224KF	Hatchet Surface/Left	72"W x 36"-24"D x 29 1/2"H	\$1421
	EZHR7224KF	Hatchet Surface/Right	72"W x 36"-24"D x 29 1/2"H	\$1421
 EZHL7224CW	Hatchet Surface with 1 Standard Leg, 1 Short Leg & 2 Cantilevered Brackets			
	EZHL7224CW	Hatchet Surface/Left	72"W x 36"-24"D x 29 1/2"H	\$742
	EZHR7224CW	Hatchet Surface/Right	72"W x 36"-24"D x 29 1/2"H	\$742

e5 WORKSURFACES AND SUPPORTS – COMPLETE ASSEMBLIES

PENINSULA TABLES

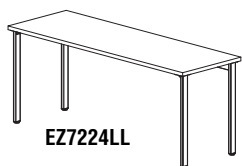
- 1 1/8" Thermally Fused Laminate worksurfaces available in 6 colors with matching 2mm PVC edging.
- Single Painted Steel Post Leg in White, Silver or Black.
- Standing height table perfect for collaborative meetings.
- Standing height table includes an under-surface back storage cubbie which is attached to the top and the beltway.
- Standing height table can support an overhead access module (EZCA24 on page 39) that can be a passthrough to the other side of the beltway.
- Seated height table provides additional workspace or meeting area.



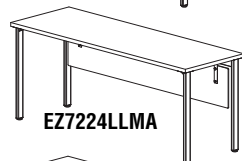
Model No.	Description	Dimensions	Wt.	List Price
EZP6024S	Peninsula Table – Standard Desk Height with Post Leg	60"W x 24"D x 29 1/2"H	61#	\$454
EZP6024	Peninsula Table – Standing Height with Post Leg and underneath storage cubbie that attaches to the technology beltway. Ideal for single-sided workstations.	60"W x 24"D x 42"H	70#	\$648
EZP6024D	Double-sided Peninsula Table – Standing Height with Post Leg and underneath storage cubbie that attaches to the technology beltway. Ideal for double-sided workstations.	120"W x 24"D x 42"H	70#	\$1251

CREDENZAS

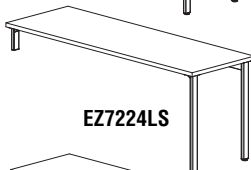
- Pedestal and legs are non-handed to allow for installation on right or left.
- File/File (FF) and Box/Box/File (BBF) pedestals available.
- Refer to Overhead Storage Cabinets for above surface credenza storage.
- Optional laminate or acrylic modesty panels.



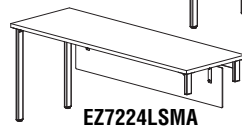
EZ7224LL



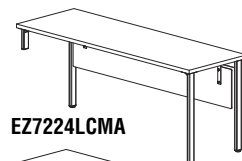
EZ7224LLMA



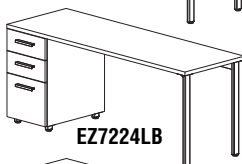
EZ7224LS



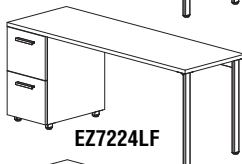
EZ7224LSMA



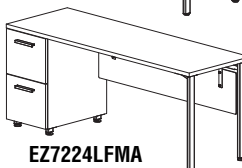
EZ7224LCMA



EZ7224LB

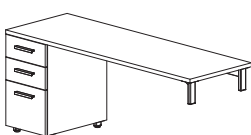


EZ7224LF

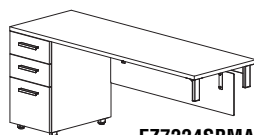


EZ7224LFMA


Model No.	Dimensions	List Price	Laminate Modesty Panel (+ML)	Acrylic Modesty Panel (+MA)
Surface/4 Standard Legs				
EZ6024LL	60"W x 24"D x 29 1/2"H	\$670	\$1031	\$1282
EZ7224LL	72"W x 24"D x 29 1/2"H	\$710	\$1083	\$1347
Surface/2 Standard Legs/2 Short Legs				
EZ6024LS	60"W x 24"D x 29 1/2"H	\$637	\$968	\$1250
EZ7224LS	72"W x 24"D x 29 1/2"H	\$677	\$1044	\$1305
Surface/3 Standard Legs/1 Short Leg				
EZ6024LC	60"W x 24"D x 29 1/2"H	\$658	\$1020	\$1272
EZ7224LC	72"W x 24"D x 29 1/2"H	\$698	\$1071	\$1337
Surface/2 Standard Legs/BBF Pedestal				
EZ6024LB	60"W x 24"D x 29 1/2"H	\$1379	\$1705	\$1789
EZ7224LB	72"W x 24"D x 29 1/2"H	\$1420	\$1782	\$1996
Surface/2 Standard Legs/FF Pedestal				
EZ6024LF	60"W x 24"D x 29 1/2"H	\$1333	\$1659	\$1745
EZ7224LF	72"W x 24"D x 29 1/2"H	\$1374	\$1736	\$1952
Surface/2 Short Legs/BBF Pedestal				
EZ6024SB	60"W x 24"D x 29 1/2"H	\$1347	\$1653	\$1728
EZ7224SB	72"W x 24"D x 29 1/2"H	\$1388	\$1718	\$1963
Surface/2 Short Legs/FF Pedestal				
EZ6024SF	60"W x 24"D x 29 1/2"H	\$1301	\$1623	\$1685
EZ7224SF	72"W x 24"D x 29 1/2"H	\$1342	\$1672	\$1919
Surface/2 BBF Pedestals				
EZ6024BB	60"W x 24"D x 29 1/2"H	\$2089	\$2395	\$2373
EZ7224BB	72"W x 24"D x 29 1/2"H	\$2132	\$2454	\$2474
Surface/2 FF Pedestals				
EZ6024FF	60"W x 24"D x 29 1/2"H	\$1997	\$2303	\$2286
EZ7224FF	72"W x 24"D x 29 1/2"H	\$2040	\$2362	\$2387




EZ7224SBMA



EZ6024BB



EZ6024FF



EZ6024FF

HOW TO SPECIFY:

Select Model No. (i.e., EZP6024S)

OPTION 1

Select Modesty Panel if desired (Add Suffix)
ML (Laminate Panel); MA (Acrylic Panel)

OPTION 2

Select Laminate
See page 8 for colors


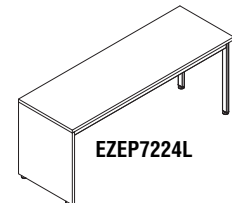
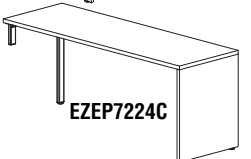
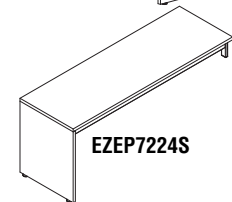
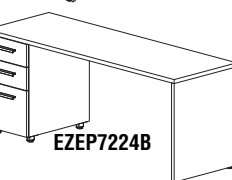

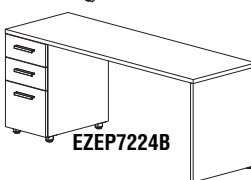
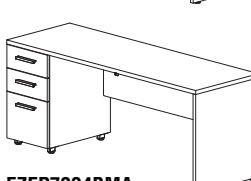
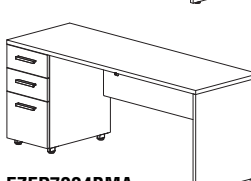
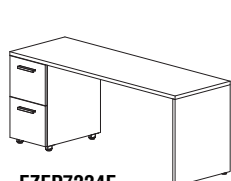
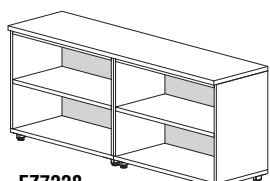
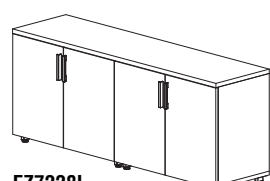
OPTION 3

Select Paint Finish for metal parts
TKSV (Tech Silver); BLCK (Black); WHIT (White)

e5 WORKSURFACES AND SUPPORTS – COMPLETE ASSEMBLIES

CREDENZAS (CONTINUED)

• An HPL option is not available as standard for e5 complete assemblies with fall end panels. Call for quotation if HPL is required.

	Model No.	Dimensions	Wt.	List Price	Laminate Modesty Panel (+ML)	Acrylic Modesty Panel (+MA)
	Surface/BBF Pedestal/FF Pedestal					
	EZ6024BF	60"W x 24"D x 29 1/2"H		\$2043	\$2349	\$2330
	EZ7224BF	72"W x 24"D x 29 1/2"H		\$2086	\$2408	\$2431
	Surface/2 Standard Legs/End Panel					
	EZEP6024L	60"W x 24"D x 29 1/2"H		\$686	\$1047	\$1298
	EZEP7224L	72"W x 24"D x 29 1/2"H		\$789	\$1162	\$1422
	Surface/1 Standard Leg/1 Short Leg/End Panel					
	EZEP6024C	60"W x 24"D x 29 1/2"H		\$674	\$1036	\$1286
	EZEP7224C	72"W x 24"D x 29 1/2"H		\$777	\$1151	\$1412
	Surface/2 Short Legs/End Panel					
	EZEP6024S	60"W x 24"D x 29 1/2"H		\$653	\$983	\$1264
	EZEP7224S	72"W x 24"D x 29 1/2"H		\$757	\$1123	\$1380
	Surface/End Panel/BBF Pedestal					
	EZEP6024B	60"W x 24"D x 29 1/2"H		\$1395	\$1721	\$1804
	EZEP7224B	72"W x 24"D x 29 1/2"H		\$1496	\$1858	\$2068
	Surface/End Panel/FF Pedestal					
	EZEP6024F	60"W x 24"D x 29 1/2"H		\$1349	\$1675	\$1760
	EZEP7224F	72"W x 24"D x 29 1/2"H		\$1450	\$1812	\$2024
	Surface Height Storage Cabinets – Upper Divided Open/Bottom Open (Two 36" Cabinets w/Common 1 1/8" Top)					
	EZ7228	72"W x 18"D x 29 1/2"H	173#	\$1891	N/A	N/A
	Surface Height Storage Cabinets – Hinged Laminate Doors (Two 36" Cabinets w/Common 1 1/8" Top)					
	EZ7228L	72"W x 18"D x 29 1/2"H	197#	\$2300	N/A	N/A
	EZEP7224BMA					
	EZEP7224F					
	EZ7228					
	EZ7228L					

HOW TO SPECIFY:
Select Model No. (ie., EZ6024BF)

OPTION 1 Select Modesty Panel if desired (Add Suffix)
ML (Laminate Panel); MA (Acrylic Panel)

OPTION 2 Select Laminate
See page 8 for colors

OPTION 3 Select Paint Finish for metal parts
TKSV (Tech Silver); BLCK (Black); WHIT (White)

e5™ STANDING HEIGHT TABLES

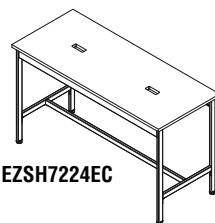


- 1 1/8" Thermally Fused Laminate worksurfaces available in 6 colors with matching 2mm PVC edging - Summer Suede, Cocoa, Biltmore Cherry, Designer White, Columbian Walnut and Raven.
- All e5 worksurfaces are available in HPL options. Add "H" after the size in the model no., i.e. EZSH4828ECH and use the HPL (+H) List Price.
- Legs available in White, Black and Silver. Specify paint color.
- Additional models provide precut hole cutouts for surface electrical or conferencing equipment. Precut holes compatible with electrical components listed below. There is one cutout on 48" and 60" W tables and two cutouts on 72" and 84" W tables. No grommet cover is included; must purchase electrical kits below.
- All table assemblies consist of worksurface, support legs, surface support channels, appropriate hardware and optional specified electrical unit cutouts.



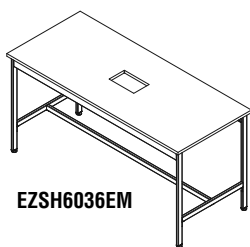
EZSH4824

Model No.	Descriptions/Dimensions	List	HPL List (+H)
Standing Height Tables - No Cutouts			
EZSH4824	48" X 24" X 42"	\$1250	\$1300
EZSH6024	60" X 24" X 42"	\$1360	\$1410
EZSH7224	72" X 24" X 42"	\$1420	\$1470
EZSH8424	84" X 24" X 42"	\$1650	\$1700
EZSH4830	48" X 30" X 42"	\$1300	\$1350
EZSH6030	60" X 30" X 42"	\$1380	\$1410
EZSH7230	72" X 30" X 42"	\$1450	\$1500
EZSH8430	84" X 30" X 42"	\$1680	\$1730
EZSH6036	60" X 36" X 42"	\$1400	\$1450
EZSH7236	72" X 36" X 42"	\$1480	\$1530
EZSH8436	84" X 36" X 42"	\$1750	\$1800



EZSH7224EC

Model No.	Descriptions/Dimensions	List	HPL List (+H)
Standing Height Tables with Electrical Cutouts - each Cutout is 5.25" W x 2" to accommodate surface electrical kits			
EZSH4824EC	48" X 24" X 42" - one cutout	\$1270	\$1320
EZSH6024EC	60" X 24" X 42" - one cutout	\$1380	\$1430
EZSH7224EC	72" X 24" X 42" - two cutouts	\$1460	\$1510
EZSH8424EC	84" X 24" X 42" - two cutouts	\$1690	\$1740
EZSH4830EC	48" X 30" X 42" - one cutout	\$1320	\$1370
EZSH6030EC	60" X 30" X 42" - one cutout	\$1400	\$1430
EZSH7230EC	72" X 30" X 42" - two cutouts	\$1490	\$1540
EZSH8430EC	84" X 30" X 42" - two cutouts	\$1720	\$1770
EZSH6036EC	60" X 36" X 42" - one cutout	\$1420	\$1470
EZSH7236EC	72" X 36" X 42" - two cutouts	\$1520	\$1570
EZSH8436EC	84" X 36" X 42" - two cutouts	\$1790	\$1840



EZSH6036EM

Model No.	Descriptions/Dimensions	List	HPL List (+H)
Standing Height with Meeting Unit Cutout - Cutout 7.5" W x 12.125" L			
EZSH6036EM	60" X 36" X 42" - one cutout	\$1440	\$1570
EZSH7236EM	72" X 36" X 42" - one cutout	\$1520	\$1670
EZSH8436EM	84" X 36" X 42" - one cutout	\$1790	\$1940

SURFACE ELECTRICAL KITS - PLUG IN

- For electrical module holes to be cut at the factory order table models above ending in "EC".
- Select Silver, Gloss White or Black module cover
- One cutout on 48" W and 60" W tables; two cutouts on 72" W and 84" W tables.
- Cutout size 5.25" x 2"

Model No.	Descriptions	List
EZSCKS	48" and 60" - Table Kit - Silver Silver flush module base with 2 power receptacles, 2 USB connectors with 108" plug-in cord.	\$450
EZSCKW	48" and 60" - Table Kit - Gloss White Gloss White flush module base with 2 power receptacles, 2 USB connectors with 108" plug-in cord.	\$450
EZSCKB	48" and 60" - Table Kit - Black Black flush module base with 2 power receptacles, 2 USB connectors with 108" plug-in cord.	\$450

SURFACE ELECTRICAL KITS - PLUG IN (CONTINUED)

Model No.	Descriptions	List
EZDCK72S	72" Table Kit - Silver 2 Silver flush module base with 2 power receptacles, 2 USB connectors, 1 - 31" interconnecting cable, 1 - 72" starter cord	\$950
EZDCK72W	72" Table Kit - Gloss White 2 Gloss White flush module base with 2 power receptacles, 2 USB connectors, 1 - 31" interconnecting cable, 1 - 72" starter cord	\$950
EZDCK72B	72" Table Kit - Black 2 Black flush module base with 2 power receptacles, 2 USB connectors, 1 - 31" interconnecting cable, 1 - 72" starter cord	\$950
EZDCK84S	84" Table Kit - Silver 2 Silver flush module base with 2 power receptacles, 2 USB connectors, 1 - 31" interconnecting cable, 1 - 72" starter cord	\$950
EZDCK84W	84" Table Kit - Gloss White 2 Gloss White flush module base with 2 power receptacles, 2 USB connectors, 1 - 31" interconnecting cable, 1 - 72" starter cord	\$950
EZDCK84B	84" Table Kit - Black 2 Black flush module base with 2 power receptacles, 2 USB connectors, 1 - 31" interconnecting cable, 1 - 72" starter cord	\$950

MEETING/CONFERENCE UNITS

- Two options for collaborative meeting technology
- Stationary inset self-contained unit w/ sliding doors for easy access to power receptacles, telecom plates and USB charging ports as well as the HDMI components
- Convert any space into a collaborative space with the portable unit, easy-to-use technology solution
- Up to 4 users can share ideas on one screen with a simple push of a button
- Stationary unit - Silver; portable unit - gloss white

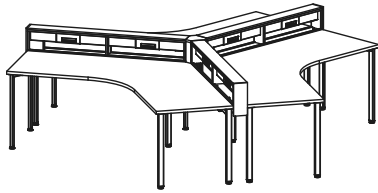
Model No.	Description	Dimensions	List Price
EZMR	Grommet Mounted HDMI Stationary Unit includes 4 power, 4 2.1A USB charging ports, 4 HDMI Show Me cables, HDMI 4 position switch box 2 plate cutouts, 15' HDMI monitor cable, 108" cord.	13.2" W x 7.95" D x 9.37" H	Call for quotation
EZGA	Portable Meeting Technology includes 4 power, 4 2.1A USB charging ports, 4 HDMI Show Me cables, HDMI 4 position switch box 15' HDMI monitor cable, 108" cord, and Black Carry Case.	14.74" W x 11.75" D x 4.58" H	Call for quotation

e5 120 DEGREE WORKSTATIONS

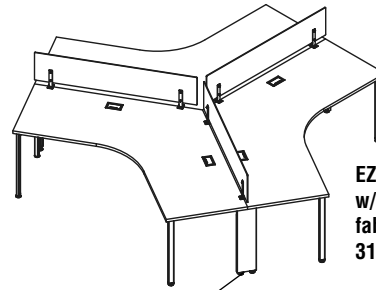


- 1 1/8" thermally fused Laminate worksurfaces available in 6 e5 colors with matching 2mm PVC edgebanding - Summer Suede, Cocoa, Bittmore Cherry, Designer White, Columbian Walnut and Raven.
- All e5 worksurfaces are now also available in HPL options. Add "H" after the model no., i.e. EZOT2448EH
- Perfect team work environment solution. In combination with standard e5 build stations for 3, 5, 6, 8 or more.
- Combine with mobile, privacy panels, beltways or surface power options to complete the work space"
- Add e5 half rounds at the end of workstations to create collaborative areas for impromptu meetings.
- 120 Degree e5 Workstation Pods: **Three Options** - Three workstations with no cutouts, with surface power module cutouts (power modules are ordered separately below), or with power beltways (order model no. EZOT2448 or EZOT3060 when using beltway).
- Table size options are 24" D x 48" W or 30" D x 60" W.

Model No.	Descriptions	Dimensions	List	HPL List (+H)
EZOT2448	3 Person Pod w/ 120 Degree worksurfaces	24" X 50" X 50" X 24"	\$6320	\$6470
EZOT2448E	3 Person Pod w/ 120 Degree worksurfaces w/ power/ module cutouts	24" X 50" X 50" X 24"	\$6440	\$6590
EZOT3060	3 Person Pod w/ 120 Degree worksurfaces	30" X 62" X 62" X 30"	\$7395	\$7545
EZOT3060E	3 Person Pod w/ 120 Degree worksurfaces w/ power/ module cutout	30" X 62" X 62" X 30"	\$7515	\$7665



EZOT3060
w/optional Beltways (see page 29)



EZOT3060
w/optional e5 acrylic or fabric panels. See page 31 or 32 for options.

EZDLCK

Model No.	Dimensions	List Price
EZDLCK	6.35" W X 27.6"H	\$125

Leg Cover Kit - optional accessory for use with plain and surface power configurations only (NOT for use with beltways) Steel choose e5 paint color

POWER KITS AND BELTWAYS FOR E5 120 DEGREE WORKSTATION PODS

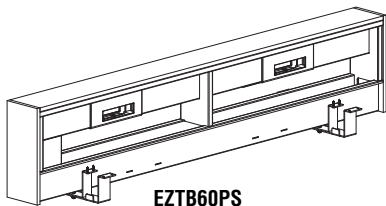
Surface Power Kits (fit factory cutouts for EZOT2448E, EZOT2448EH and EZOT3060E AND EZOT3060EH)

- All kits include 6 modules - 2 power 2 USB each;(5) connecting cables and 72" plug in infeed

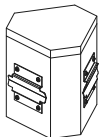
Model No.	Description	List
EZOTE48S	48" Table Kits - Silver	\$2500
EZOTE48W	48" Table Kits - Gloss White	\$2500
EZOTE48B	48" Table Kits - Black	\$2500
EZOTE60S	60" Table Kits - Silver	\$2500
EZOTE60W	60" Table Kits - Gloss White	\$2500
EZOTE60B	60" Table Kits - Black	\$2500

BELTWAYS FOR USE WITH EZOT2448, EZOT2448H, AND EZOT3060 AND EZOT3060H

- To connect beltways in the center of the configuration use model number EZOTCONN in one of the e5 six standard TFL colors.
- Connector installs easily without tools using the same slide on bracket used with beltway cladding.
- Can use both single - circuit or four - circuit beltway starter
- 3 beltways of choice will be required as there are 3 workstations



EZTB60PS



EZOTCONN



EZSCL37

Model No.	Dimensions	List Price
Single-circuit- Starters only - 3 required per 3 person pod		
Order (3) Starters include one 72" plug-in infeed cable, two dual-sided power blocks and four data plate cut-outs		
EZTB48PS	48" W X 5 1/4 " D X 12 3/8" H	\$1609
EZTB60PS	60" W X 5 1/4 " D X 12 3/8" H	\$1698
Four-circuit-Beltways - 1 starter/2 adders required per 3 person pod		
Order (1) Starters include one 144" hardwire infeed cable, two dual-sided power blocks and four data plate cut-outs		
EZTB48HS	48" W X 5 1/4 " D X 12 3/8" H	\$1636
EZTB60HS	60" W X 5 1/4 " D X 12 3/8" H	\$1725
Then Order (2) Adders include two dual-sided power blocks and four data plate cutouts		
EZTB48HA	48" W X 5 1/4 " D X 12 3/8" H	\$1462
EZTB60HA	60" W X 5 1/4 " D X 12 3/8" H	\$1559
And Order (1) Connector module to fill center space when using 3 beltways with 120 degree tops		
EZOTCONN	2.6" x 5.25" x 2.6" x 5.25" x2.6" x 5.25" x 8.5"H (TFL color options)	\$450
EZSCL37	Cladding - to use with beltways to go from top of beltway to floor between end legs. Order three for each pod if desired as an option	\$162

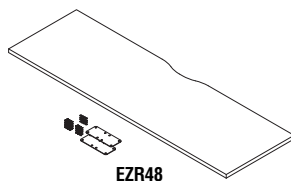
e5 PRODUCTIVITY AREA (END-OF-RUN)



PRODUCTIVITY AREA (STORAGE CABINETS WITH BOOKSHELF)

- Ideal for back-to-back end-of-run applications.
- Ala Carte area by selecting the surface (no legs), undersurface cabinet option, and end-cabinet filler bookshelf (if space permits).
- Each rectangular top surface includes 2 Bridge Brackets and 2 L-Brackets.
- Surfaces overhang lower cabinet by 6" to allow for cable management.
- e5 Productivity worksurfaces are available in HPL options. Add H at the end of the model number, i.e. EZR48H and add \$50 to the list price.

BUILD-AN-END



Model No.	Description – Rectangular Top Surface	Dimensions	List Price
EZR48	For (2) 24"D Back-to-Back Tables	48"W x 24"D	\$438
EZR52	For (2) 24"D Back-to-Back Tables with Beltway	52"W x 24"D	\$459
EZR53	For (2) 24"D Back-to-Back Tables with Techwall	53"W x 24"D	\$480

Model No.	Description – Rectangular Top Surface	Dimensions	List Price
EZR60	For (2) 30"D Back-to-Back Tables	60"W x 24"D	\$459
EZR64	For (2) 30"D Back-to-Back Tables with Beltway	64"W x 24"D	\$480
EZR65	For (2) 30"D Back-to-Back Tables with Techwall	65"W x 24"D	\$501

Model No.	Description – Rectangular Surface	Dimensions	List Price
EZR72	For (2) 36"D Back-to-Back Tables	72"W x 24"D	\$480
EZR76	For (2) 36"D Back-to-Back Tables with Beltway	76"W x 24"D	\$501
EZR77	For (2) 36"D Back-to-Back Tables with Techwall	77"W x 24"D	\$521

Model No.	Description	Dimensions	List Price
EZ3628FFNT	Double Lateral File Drawer, NO TOP	36"W x 18"D x 28 1/2"H	\$1458
EZ3628FNT	Open Upper Lever, Lateral File Drawer Lower, NO TOP	36"W x 18"D x 28 1/2"H	\$1232
EZ3628NT	2 Shelf Bookcase, NO TOP	36"W x 18"D x 28 1/2"H	\$845
EZ3628LNT	Laminate hinged doors, NO TOP	36"W x 18"D x 28 1/2"H	\$1034

END CABINET FILLER BOOK SHELF

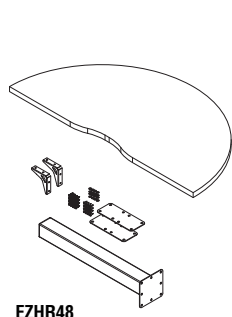


Model No.	Description	Dimensions	List Price
EZFC18	1 Adjustable 9 1/2"D Shelf, Foot Kit, Mounting Screws Filler Shelf	18"W x 11"D x 28 1/2"H	\$562

NOTE: Top and Storage Cabinets must be ordered separately.
Two End Cabinet Filler Shelves may be required.

MEETING END

- Includes surface size of your choice, (1) 3" x 3" Leg with adjustable glide, (2) Bridge Brackets and (2) L-Brackets.
- e5 meeting ends are available in HPL options. Add "H" to the end of the model number, i.e. EZHR48H and add \$50 to the list price.



Model No.	Description – Half Round Table Kits 48" Dia.	Dimensions	List Price
EZHR48	For (2) 24"D Back-to-Back Tables	48" Diameter	\$710
EZHR52	For (2) 24"D Back-to-Back Tables with Beltway	52" Diameter	\$730
EZHR53	For (2) 24"D Back-to-Back Tables with Powerwall	53" Diameter	\$762

Model No.	Description – Half Round Table Kits 60" Dia.	Dimensions	List Price
EZHR60	For (2) 30"D Back-to-Back Tables	60" Diameter	\$783
EZHR64	For (2) 30"D Back-to-Back Tables with Beltway	64" Diameter	\$804
EZHR65	For (2) 30"D Back-to-Back Tables with Powerwall	65" Diameter	\$856

Model No.	Description – Half Round Table Kits 60" Dia.	Dimensions	List Price
EZHR72	For (2) 36"D Back-to-Back Tables	72" Diameter	\$835
EZHR76	For (2) 36"D Back-to-Back Tables with Beltway	76" Diameter	\$856
EZHR77	For (2) 36"D Back-to-Back Tables with Powerwall	77" Diameter	\$887

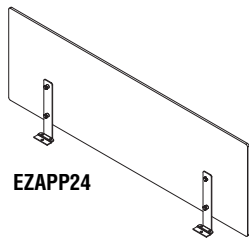
e5 ABOVE SURFACE ACRYLIC PRIVACY SCREENS



Stylish frosted acrylic screens with flame polished edges to give the appearance of glass.

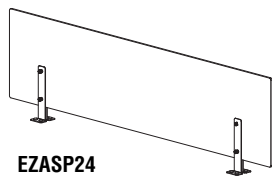
- Standard Green Crystal Ice Acrylic/frosted on both sides. No color specification required.
- Overall screen height with bracket is 12 1/2". Brackets/Hardware included.
- **Painted steel brackets are available in White, Silver or Black. Specify paint finish color.**
- Screens are meant to be space dividers or used for limited privacy – not sound absorbing.
- To specify, choose panel that is 6" shorter than worksurface. (For example, 60"W surface – order EZAPP54 (54"W).)

ACRYLIC PRIVACY PANELS – TABLE TOP MOUNTED OPTION (ATTACHES UNDERNEATH SURFACE)



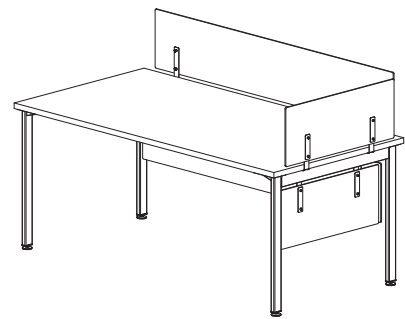
Model No.	Dimensions	List Price
EZAPP18	18"W x 3/16"D x 12 1/2"H	\$271
EZAPP24	24"W x 3/16"D x 12 1/2"H	\$292
EZAPP30	30"W x 3/16"D x 12 1/2"H	\$312
EZAPP36	36"W x 3/16"D x 12 1/2"H	\$323
EZAPP42	42"W x 3/16"D x 12 1/2"H	\$344
EZAPP48	48"W x 3/16"D x 12 1/2"H	\$365
EZAPP54	54"W x 3/16"D x 12 1/2"H	\$396
EZAPP60	60"W x 3/16"D x 12 1/2"H	\$417
EZAPP66	66"W x 3/16"D x 12 1/2"H	\$448

ACRYLIC PRIVACY PANELS – TABLE/BELTWAY/CABINET MOUNTED OPTION (ATTACHES TO TOP OF SURFACE)



Model No.	Dimensions	List Price
EZASP24	24"W x 3/16"D x 12 1/2"H	\$292
EZASP30	30"W x 3/16"D x 12 1/2"H	\$312
EZASP36	36"W x 3/16"D x 12 1/2"H	\$323
EZASP42	42"W x 3/16"D x 12 1/2"H	\$344
EZASP48	48"W x 3/16"D x 12 1/2"H	\$365
EZASP54	54"W x 3/16"D x 12 1/2"H	\$396
EZASP60	60"W x 3/16"D x 12 1/2"H	\$417
EZASP66	66"W x 3/16"D x 12 1/2"H	\$448

e5 SIDE SURFACE SUPPORT CHANNELS, MODESTY PANELS & PRIVACY SCREENS



SIDE SURFACE SUPPORT CHANNELS / WIRE MANAGEMENT

Model No.	Description	List Price
EZWC17	For 24"D Surfaces	\$86
EZWC23	For 30"D Surfaces	\$89
EZWC29	For 36"D Surfaces	\$91

SIDE SURFACE MODESTY PANELS – ACRYLIC*

Model No.	Description	Dimensions	List Price
EZMAP16	For 24"D Surfaces	16"W x 3/16"D x 12 1/2"H	\$260
EZMAP22	For 30"D Surfaces	22"W x 3/16"D x 12 1/2"H	\$312
EZMAP28	For 36"D Surfaces	28"W x 3/16"D x 12 1/2"H	\$323

* Side Surface Support Channel required for Modesty Panel installation.

SIDE SURFACE MODESTY PANELS – LAMINATE*

Model No.	Description	Dimensions	List Price
EZMLP16	For 24"D Surfaces	15 3/4"W x 1/2"D x 11 7/8"H	\$62
EZMLP22	For 30"D Surfaces	21 3/4"W x 1/2"D x 11 7/8"H	\$68
EZMLP28	For 36"D Surfaces	27 3/4"W x 1/2"D x 11 7/8"H	\$72

* Side Surface Support Channel required for Modesty Panel installation.

SIDE SURFACE ACRYLIC PRIVACY SCREENS – ABOVE SURFACE (MOUNTS UNDERNEATH SURFACE)

Model No.	Description	Dimensions	List Price
EZAPP18	For 24"D Surfaces	18"W x 3/16"D x 12 1/2"H	\$271
EZAPP24	For 30"D Surfaces	24"W x 3/16"D x 12 1/2"H	\$292
EZAPP30	For 36"D Surfaces	30"W x 3/16"D x 12 1/2"H	\$312

e5 ABOVE SURFACE FABRIC TACK PANELS

- Space Divider (privacy) and functional tack board in one.
- Overall panel height with bracket is 12 1/2" or 18 1/2". Brackets/hardware included. Painted steel brackets are available in White, Silver or Black. Specify paint finish color.
- Select fabric from Guilford of Maine panel fabric. Fabrics listed in Mayline Corporate Color Program are "standard", any other Guilford panel fabric is considered "premier".
- Tack Panel mounts on top of surface (tables, beltways, cabinets, etc.).
- Tack Board is framed in brushed aluminum.
- To specify, choose panel that is 6" shorter than worksurface.

Model No.	Description	Dimensions	List Price	(+P) List Price
EZTP2412	e5 Above Surface Fabric Tack Panels 12"H	24"W x 12"H	\$365	\$469
EZTP3012	e5 Above Surface Fabric Tack Panels 12"H	30"W x 12"H	\$396	\$501
EZTP3612	e5 Above Surface Fabric Tack Panels 12"H	36"W x 12"H	\$427	\$532
EZTP4212	e5 Above Surface Fabric Tack Panels 12"H	42"W x 12"H	\$480	\$584
EZTP4812	e5 Above Surface Fabric Tack Panels 12"H	48"W x 12"H	\$511	\$616
EZTP5412	e5 Above Surface Fabric Tack Panels 12"H	54"W x 12"H	\$532	\$636
EZTP6012	e5 Above Surface Fabric Tack Panels 12"H	60"W x 12"H	\$563	\$668
EZTP6612	e5 Above Surface Fabric Tack Panels 12"H	66"W x 12"H	\$605	\$710
EZTP2418	e5 Above Surface Fabric Tack Panels 18"H	24"W x 18"H	\$469	\$574
EZTP3018	e5 Above Surface Fabric Tack Panels 18"H	30"W x 18"H	\$501	\$605
EZTP3618	e5 Above Surface Fabric Tack Panels 18"H	36"W x 18"H	\$532	\$636
EZTP4218	e5 Above Surface Fabric Tack Panels 18"H	42"W x 18"H	\$584	\$689
EZTP4818	e5 Above Surface Fabric Tack Panels 18"H	48"W x 18"H	\$616	\$720
EZTP5418	e5 Above Surface Fabric Tack Panels 18"H	54"W x 18"H	\$636	\$741
EZTP6018	e5 Above Surface Fabric Tack Panels 18"H	60"W x 18"H	\$668	\$772
EZTP6618	e5 Above Surface Fabric Tack Panels 18"H	66"W x 18"H	\$710	\$814

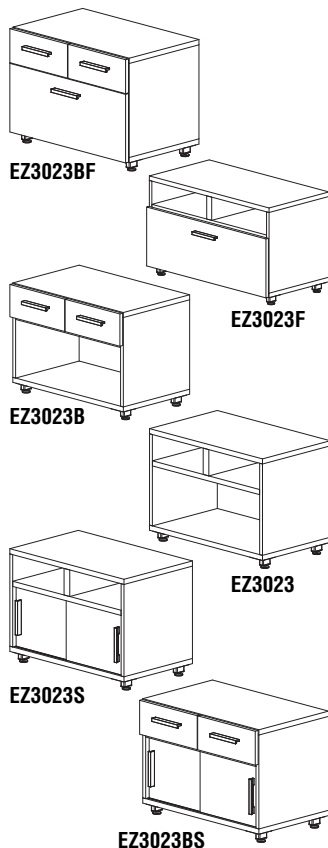
NOTE: Guilford of Maine panel fabric. Upholstery fabric not warranted. List price reflects Guilford of Maine standard panel fabric. If an alternative or premier line of fabric is selected, add suffix "P" to Model No. and use the (+P) column price above. Contact Customer Service for upcharge and leadtime.

e5 LAYERED HEIGHT STORAGE CABINETS



A variety of widths and internal configurations are available in the choice of 6 standard Thermally Fused Laminates.

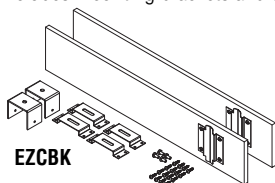
- Storage cabinets are made of 1" TFL tops, bottoms and shelves and 3/4" TFL sides and finished backs.
- Cabinets are supported by 1 7/8" high painted steel legs with adjustable glides.
- Cabinets ship assembled; pulls and legs are field installed.
- Lateral drawers available in 30" and 36" wide cabinets only with lock as standard.
- Full extension drawer steel slides are standard. Hanging file frames are included.
- Lateral Drawers have a 90# maximum weight load capacity per drawer.
- Legs available in White, Black or Silver.
- Sliding doors are made of 1/4" TFL.
- One drawer pull per drawer, in silver only.
- Matching PVC edgebanding.
- Total cabinet load capacity 300#.



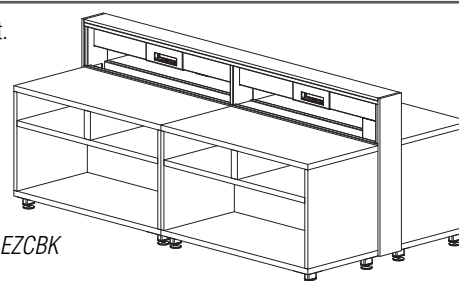
Model No.	Upper Level	Lower Level	Dimensions	Wt.	List Price
EZ3023BF	2 Box Drawers	1 Lateral File Drawer	30"W x 18"D x 21 3/4"H	136#	\$1238
EZ3623BF	2 Box Drawers	1 Lateral File Drawer	36"W x 18"D x 21 3/4"H	144#	\$1354
EZ3023F	Divided Opening	1 Lateral File Drawer	30"W x 18"D x 21 3/4"H	124#	\$996
EZ3623F	Divided Opening	1 Lateral File Drawer	36"W x 18"D x 21 3/4"H	136#	\$1081
EZ3023B	2 Box Drawers	Open	30"W x 18"D x 21 3/4"H	84#	\$945
EZ3623B	2 Box Drawers	Open	36"W x 18"D x 21 3/4"H	88#	\$1023
EZ4223B	2 Box Drawers	Open	42"W x 18"D x 21 3/4"H	92#	\$1049
EZ4823B	2 Box Drawers	Open	48"W x 18"D x 21 3/4"H	96#	\$1075
EZ3023	Divided Open	Open	30"W x 18"D x 21 3/4"H	53#	\$686
EZ3623	Divided Open	Open	36"W x 18"D x 21 3/4"H	55#	\$763
EZ4223	Divided Open	Open	42"W x 18"D x 21 3/4"H	57#	\$780
EZ4823	Divided Open	Open	48"W x 18"D x 21 3/4"H	59#	\$806
EZ3023S	Divided Open	Sliding Laminate Doors	30"W x 18"D x 21 3/4"H	58#	\$840
EZ3623S	Divided Open	Sliding Laminate Doors	36"W x 18"D x 21 3/4"H	60#	\$923
EZ4223S	Divided Open	Sliding Laminate Doors	42"W x 18"D x 21 3/4"H	62#	\$945
EZ4823S	Divided Open	Sliding Laminate Doors	48"W x 18"D x 21 3/4"H	64#	\$971
EZ3023BS	2 Box Drawers	Sliding Laminate Doors	30"W x 18"D x 21 3/4"H	87#	\$1096
EZ3623BS	2 Box Drawers	Sliding Laminate Doors	36"W x 18"D x 21 3/4"H	91#	\$1170
EZ4223BS	2 Box Drawers	Sliding Laminate Doors	42"W x 18"D x 21 3/4"H	95#	\$1197
EZ4823BS	2 Box Drawers	Sliding Laminate Doors	48"W x 18"D x 21 3/4"H	99#	\$1223

BELTWAY MOUNTING KIT FOR BETWEEN LOWER STORAGE CABINETS

- Utilize existing components into a new configuration and finish the look with a beltway mounting kit.
- Includes mounting brackets and cladding pieces (order 1 kit per beltway).



Model No.	Description	List Price
EZCBK	One size fits all	\$312



Lower cabinets shown utilizing EZCBK and EZTB60PS.

OPTIONAL FABRIC SEAT CUSHIONS

- Seat cushions are attached to cabinets with Velcro strips (included).

For fabric choices on cushions refer to online upholstery fabric card (#FABCARD) for current standard options. Prices as quoted below. For graded-in fabrics, visit www.themomgroup.com/mfg/208 for a complete textile offering and samples. COM Fabric Program available. See separate order form at the back of the price book for guidelines.

FABRIC GRADE SELECTIONS LIST PRICES											
Model No.	Dimensions	2	F3	F4	F5	F6	F7	F8	F9	F10	COM(FX)
EZSC15	15 1/2"W x 23"D x 2"H (Mobile Ped Cushion)	\$277	\$305	\$319	\$333	\$374	\$402	\$458	\$500	\$540	\$305
EZSC24	23"W x 17"D x 2"H	\$277	\$305	\$319	\$333	\$374	\$402	\$458	\$500	\$540	\$305
EZSC30	29"W x 17"D x 2"H	\$297	\$326	\$341	\$356	\$401	\$431	\$490	\$535	\$579	\$326
EZSC36	35"W x 17"D x 2"H	\$326	\$359	\$375	\$392	\$441	\$474	\$538	\$587	\$636	\$359
EZSC42	41"W x 17"D x 2"H	\$357	\$393	\$411	\$428	\$482	\$517	\$589	\$644	\$697	\$393
EZSC48	47"W x 17"D x 2"H	\$377	\$415	\$434	\$452	\$509	\$547	\$622	\$678	\$735	\$415

WORKSPACES
DESKS & STORAGE
TABLES
SEATING
HIGH DENSITY STORAGE
MAILROOM FURNITURE
TECHNOLOGY FURNITURE
DRAFTING FURNITURE
PRODUCT INDEX

e5 SURFACE HEIGHT STORAGE CABINETS

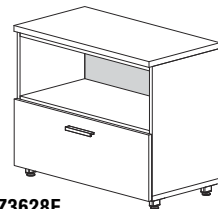


Cabinets are available in a variety of widths and internal configurations in a choice of 6 Thermally Fused Laminates.

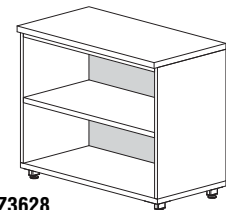
- Storage cabinets are made of 1 1/8" TFL tops, bottoms and shelves and 3/4" TFL sides and finished backs.
- Cabinets are supported by 1 7/8" high painted steel legs with adjustable glides.
- Cabinets ship assembled; pulls and legs are field installed.
- Legs available in White, Black or Silver.
- Surface Height Lateral Drawer Cabinets are available in (2) drawer or open top and (1) drawer bottom in 36" widths only.
- Lateral Drawers feature anti-tip drawer interlock system that allows only one drawer to open at a time.
- All files ship with keyed alike locks as standard; field installed replacement cores and keys can be ordered at an additional cost.
- Counter weight back included to meet ANSI/BIFMA stability requirements.
- Full extension drawer steel slides are standard. Hanging file frames are included.
- Single drawer pull per drawer and hinged door handles in silver only.
- 72" wide cabinets with hinged doors or open shelving consist of (2) 36"W cabinets with a common 1 1/8" top.
- Matching PVC edgebanding.
- Lateral Drawers have a 90# maximum weight load capacity per drawer.



EZ3628FF



EZ3628F



EZ3628

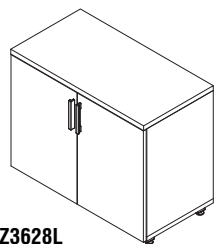
Model No.	Upper Level	Lower Level	Dimensions	Wt.	List Price
EZ3628FF	Lateral File Drawer	Lateral File Drawer	36"W x 18"D x 29 1/2"H	240#	\$1667
EZ3628F	Open	Lateral File Drawer	36"W x 18"D x 29 1/2"H	205#	\$1336
EZ3628	Open	Open w/o Doors (Bookcase)	36"W x 18"D x 29 1/2"H	85#	\$1053
EZ3628L	Laminate Hinged Doors	Laminate Hinged Doors	36"W x 18"D x 29 1/2"H	105#	\$1237

Surface Height Storage Cabinets (Two 36" Open Cabinets w/Common 1 1/8" Top)

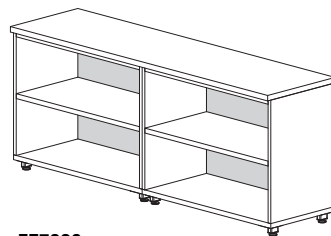
EZ7228	—	—	72"W x 18"D x 29 1/2"H	173#	\$1891
---------------	---	---	------------------------	------	--------

Surface Height Storage Cabinets – Hinged Laminate Doors (Two 36" Cabinets w/Common 1 1/8" Top)

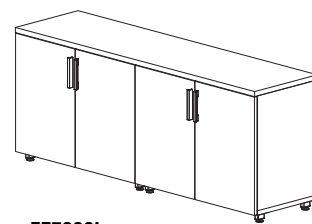
EZ7228L (Includes 1 Fixed Horizontal Shelf)			72"W x 18"D x 29 1/2"H	197#	\$2300
--	--	--	------------------------	------	--------



EZ3628L



EZ7228



EZ7228L


e5 FREESTANDING STORAGE



- e5 Wardrobe Storage Towers come in 51"H and 62"H in the choice of 6 Thermally Fused Laminates.
- Wardrobes and Bookcases are made of 1" TFL top, bottom and shelves and 3/4" TFL sides with finished backs.
- Wardrobes and Bookcases ship assembled. Legs, pulls and shelves are field installed.
- Wardrobes and Bookcases are supported by 1 7/8" high painted steel legs with adjustable glides, available in White, Silver or Black.

WARDROBE STORAGE TOWERS

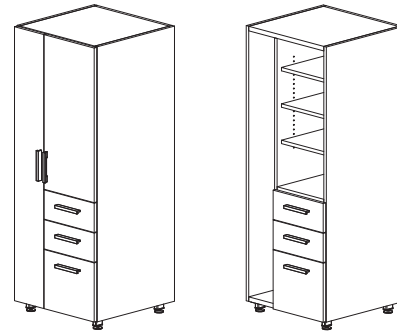
- Wardrobes include hang rod and adjustable shelves (2 shelves for 51" high and 3 shelves for 62" high) with Silver pulls on drawers and doors.
- Each wardrobe includes a BBF Pedestal with gang lock and full extension slides. Select orientation; drawers available on either left or right side.



EZWT62

Model No.	Description	Dimensions	Wt.	List Price
EZWT51	2-Shelf	23 1/2"W x 23 1/2"D x 51"H	231#	\$2090
EZWT62	3-Shelf	23 1/2"W x 23 1/2"D x 62"H	268#	\$2159
EZWT51R	2-Shelf	23 1/2"W x 23 1/2"D x 51"H	231#	\$2090
EZWT62R	3-Shelf	23 1/2"W x 23 1/2"D x 62"H	268#	\$2159

Interior view.

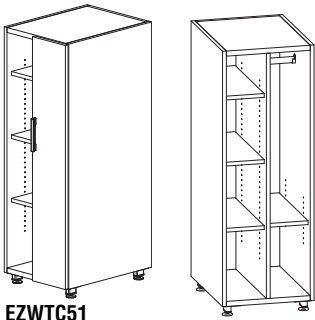


EZWT62R

Interior view.

COMPACT WARDROBE TOWERS

- Wardrobes include wardrobe bar and adjustable shelf (right side) and 3 adjustable shelves (left side).
- Right-swing door on 1/2 Door, 1/2 open. Left swing door on 1/2 high.

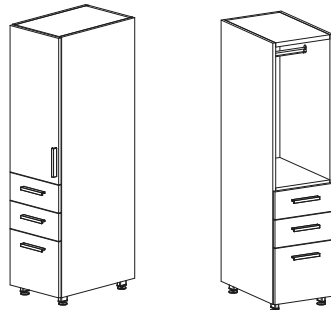


EZWTC51

Interior view.

Model No.	Description	Dimensions	Wt.	List Price
EZWTC51	1/2 Door, 1/2 open	15"W x 23 1/2"D x 51"H	150#	\$1484
EZWTC62	1/2 Door, 1/2 open	15"W x 23 1/2"D x 62"H	175#	\$1543
EZWT1562	1/2 H Wardrobe/BBF	15 1/2"W x 23 1/2"D x 62"H	200#	\$1829

EZWT1562

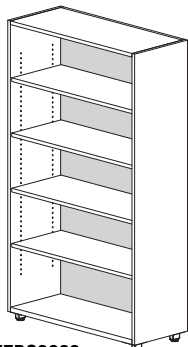


Interior view.

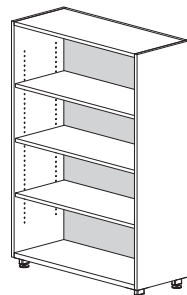
BOOKCASES

- Bookcases are 36" wide in 3 heights with adjustable (on 1" increments) shelves except for fixed base shelf.

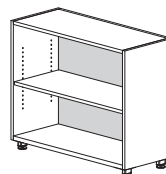
Model No.	Description	Dimensions	Wt.	List Price
EZBC3629	2-Shelf	36"W x 15"D x 29 1/2"H	75#	\$712
EZBC3651	4-Shelf	36"W x 15"D x 51"H	105#	\$1042
EZBC3662	5-Shelf	36"W x 15"D x 62"H	116#	\$1115



EZBC3662



EZBC3651



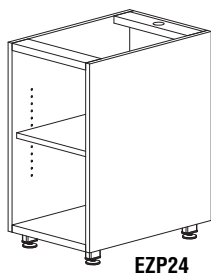
EZBC3629

e5 FREESTANDING STORAGE

GIZA/CAP

BOOKCASE TOWERS (PEDESTAL OPTIONS)

- Select a ped size/style (Non-handed).



EZP24

Model No.	Description	Dimensions	Wt.	List Price
EZP24	24" Deep Open/Open Ped, no top	15 1/2"W x 24"D x 28 1/2"H	75#	\$588
EZP30	30" Deep Open/Open Ped, no top	15 1/2"W x 30"D x 28 1/2"H	80#	\$674
EZP36	36" Deep Open/Open Ped, no top	15 1/2"W x 36"D x 28 1/2"H	85#	\$732

NOTE: Open pedestal with 1 shelf and wire cutout.

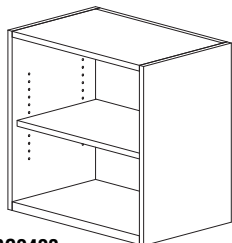
EZP24BBF	24" Deep BBF, no top	15 1/2"W x 24"D x 28 1/2"H	96#	\$877
EZP30BBF	30" Deep BBF, no top	15 1/2"W x 24"D x 28 1/2"H	105#	\$931
EZP36BBF	36" Deep BBF, no top	15 1/2"W x 24"D x 28 1/2"H	115#	\$1001

EZP24FF	24" Deep FF, no top	15 1/2"W x 24"D x 28 1/2"H	82#	\$831
EZP30FF	30" Deep FF, no top	15 1/2"W x 24"D x 28 1/2"H	92#	\$885
EZP36FF	36" Deep FF, no top	15 1/2"W x 24"D x 28 1/2"H	102#	\$929

NOTE: Open pedestal with 1 shelf and wire cutout.

BOOKCASE TOWERS (BOOKCASE ADDER)

- Select a bookcase size/height (Attach bookcase to pedestal at install – hardware included in ped).
- Adjustable shelves in 1" increments (2 shelves on 62", 1 on 52").
- Available in either 51" or 62" overall height when mounted on pedestal.
- Shelf has 13 positions.



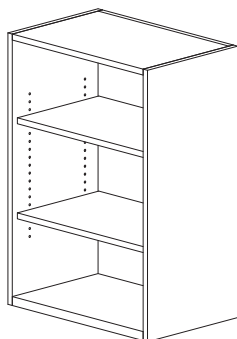
EZBC2423

Model No.	Description	Dimensions	Wt.	List Price
EZBC2423	2-Shelf Bookcase for above 24"D Ped	24"W x 15 1/2"D x 23 1/4"H	75#	\$521
EZBC3023	2-Shelf Bookcase for above 30"D Ped	30"W x 15 1/2"D x 23 1/4"H	80#	\$542
EZBC3623	2-Shelf Bookcase for above 36"D Ped	36"W x 15 1/2"D x 23 1/4"H	85#	\$553

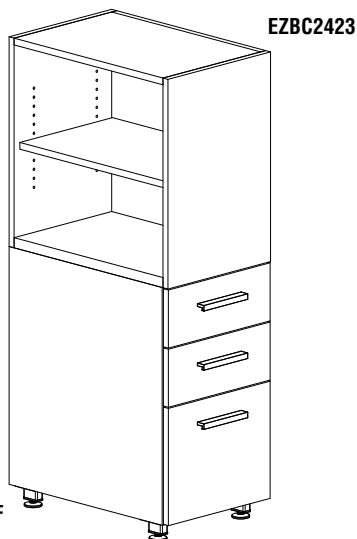
NOTE: Not for use as a stand-alone bookcase.
51" overall height when stacked on pedestal.

EZBC2434	3-Shelf Bookcase for above 24"D Ped	24"W x 15 1/2"D x 34 1/4"H	95#	\$653
EZBC3034	3-Shelf Bookcase for above 30"D Ped	30"W x 15 1/2"D x 34 1/4"H	105#	\$705
EZBC3634	3-Shelf Bookcase for above 36"D Ped	36"W x 15 1/2"D x 34 1/4"H	115#	\$803

NOTE: 62" overall height when stacked on pedestal.



EZBC2434



EZP24BBF


e5 MOBILE PEDESTALS



Use a Mobile Pedestal for storage and as convenient guest seating.

- Available in the 6 TFL colors with matching edge banding.
- Pedestals are shipped assembled; pulls and casters are field installed.
- Drawer pull is available in Silver only.
- Supports letter and legal files.
- Mobile Pedestals are made of 1" Thermally Fused Laminate tops, bottoms, and shelves; and 3/4" TFL sides and finished backs.
- Pedestals come with one silver lock, keyed alike. Additional keys and cores are available for additional fee.
- Hanging file frames are included for all file drawers.
- Drawer configuration is one box and one file drawer.
- Black casters (2 locking; 2 non-locking).
- Full extension slides.

MOBILE PEDESTAL



EZPM24BF

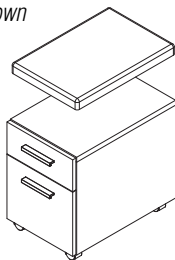
Model No.	Description	Dimensions	Wt.	List Price
EZPM24BF	Mobile Pedestal	15 1/2"W x 24"D x 23"H	82#	\$620

OPTIONAL FABRIC SEAT CUSHIONS

- Optional Seat Cushions are attached to cabinets with velcro strips that are included with the cushion.

For fabric choices on cushions refer to online upholstery fabric card (#FABCARD) for current standard options. Prices as quoted below. For graded-in fabrics, visit www.themomgroup.com/mfg/208 for a complete textile offering and samples. COM Fabric Program available. See separate order form at the back of the price book for guidelines.

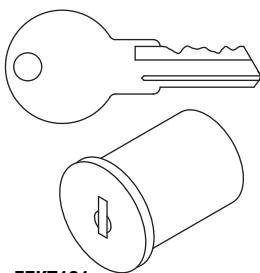
Cushion shown with Mobile Pedestal.



* Fabric options described above. Specify fabric.

FABRIC GRADE SELECTIONS LIST PRICES											
Model No.	Dimensions	2	F3	F4	F5	F6	F7	F8	F9	F10	COM(FX)
EZSC15	15 1/2"W x 23"D x 2"H (Mobile Ped Cushion)	\$277	\$305	\$319	\$333	\$374	\$402	\$458	\$500	\$540	\$305

e5 REPLACEMENT LOCK CORES



EZKT101

- Allows pedestals and storage cabinets to be keyed uniquely.
- Master key available in brass only.
- Field replacement only.
- Replacement cores and keys in satin nickel finish.
- Must purchase a core removal tool to change lock cores.
- Additional replacement core with keys available upon request.

Model No.	Description	List Price
EZKT101	Replacement Core with Keys	\$22
EZKT102	Replacement Core with Keys	\$22
EZKT103	Replacement Core with Keys	\$22
EZKT104	Replacement Core with Keys	\$22
EZMK	Master Key	\$22
EZCRT	Core Removal Tool	\$22

e5 OVERHEAD STORAGE CABINETS

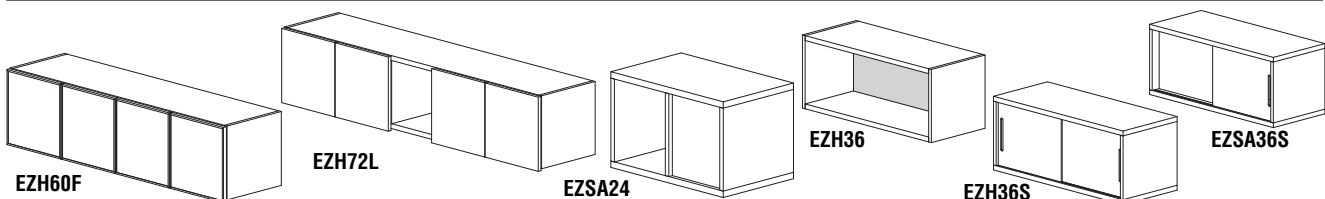


- Overhead Storage Cabinets are made of 1" TFL top and bottom shelves, and 3/4" TFL sides and finished backs. Available in one of 6 e5 TFL colors.
- Overhead Storage Cabinets shipped assembled with doors attached.
- Overhead Cabinet options include open fronts, hinged frosted or colored glass doors, hinged laminate doors, or sliding white acrylic (writable) doors.
- 42", 48" and 72"W cabinets have a 12"W center opening without doors; 78"W cabinets have an 18"W center opening without doors.
- Finger pull bottoms on all hinged doors. Cut-out handle on acrylic sliding doors.
- Overhead Cabinets can be wall mounted (cabinets 42" and wider include cleats), mounted on Technology Beltway/Wall (cabinets 36"W and narrower include beltway brackets), or on corner supports.
- Tack Panels and Dry Erase boards (see Accessories page 45) available to fit on the reverse side of the 24", 30" and 36" units in open plan settings.
- 24", 30" and 36" cabinets include pilot holes / brackets for mounting to beltways and tech walls.
- Cabinets 42" and above automatically include cleats for wall mounting. For cabinets 24", 30" and 36" order wall cleat (WC) model # noted below (same price).
- In addition to the standard frosted glass there is now a **New Colored Glass Hinged Door** option:
Available in Azure (Blue), Black, Silk (Beige), Willow (Yellow) Note: see below

Model No.	Description	With Wall Cleats (WC)	Dimensions	Wt.	List Price
EZH24	Open/No Doors	EZH24WC	24"W x 15"D x 15"H	34#	\$391
EZH30	Open/No Doors	EZH30WC	30"W x 15"D x 15"H	47#	\$426
EZH36	Open/No Doors	EZH36WC	36"W x 15"D x 15"H	78#	\$464
EZSA24	Open/No Doors/2 Sided		24"W x 15"D x 15"H	47#	\$442
EZSA30	Open/No Doors/2 Sided		30"W x 15"D x 15"H	50#	\$461
EZSA36	Open/No Doors/2 Sided		36"W x 15"D x 15"H	81#	\$530
EZH24S	Open/2 Sliding/Beltway Mount Kit	EZH24SWC	24"W x 15"D x 15"H	49#	\$521
EZH30S	Open/2 Sliding/Beltway Mount Kit	EZH30SWC	30"W x 15"D x 15"H	52#	\$626
EZH36S	Open/2 Sliding/Beltway Mount Kit	EZH36SWC	36"W x 15"D x 15"H	83#	\$730
EZSA24S	Dual-Sided/1 Sliding on each side		24"W x 15"D x 15"H	50#	\$521
EZSA30S	Dual-Sided/1 Sliding on each side		30"W x 15"D x 15"H	53#	\$678
EZSA36S	Dual-Sided/1 Sliding on each side		36"W x 15"D x 15"H	84#	\$783
EZH30L	2 Laminate Hinged Doors	EZH30LWC	30"W x 15 3/4"D x 15"H	60#	\$573
EZH36L	2 Laminate Hinged Doors	EZH36LWC	36"W x 15 3/4"D x 15"H	102#	\$632
EZH42L	2 Laminate Hinged Doors		42"W x 15 3/4"D x 15"H	134#	\$676
EZH48L	2 Laminate Hinged Doors		48"W x 15 3/4"D x 15"H	54#	\$691
EZH60L	4 Laminate Hinged Doors		60"W x 15 3/4"D x 15"H	70#	\$1001
EZH72L	4 Laminate Hinged Doors		72"W x 15 3/4"D x 15"H	114#	\$1045
EZH78L	4 Laminate Hinged Doors		78"W x 15 3/4"D x 15"H	134#	\$1066
EZH30F	2 Frosted Glass Hinged Doors	EZH30FWC	30"W x 15 3/4"D x 15"H	55#	\$750
EZH36F	2 Frosted Glass Hinged Doors	EZH36FWC	36"W x 15 3/4"D x 15"H	90#	\$791
EZH42F	2 Frosted Glass Hinged Doors		42"W x 15 3/4"D x 15"H	122#	\$840
EZH48F	2 Frosted Glass Hinged Doors		48"W x 15 3/4"D x 15"H	142#	\$855
EZH60F	4 Frosted Glass Hinged Doors		60"W x 15 3/4"D x 15"H	62#	\$1343
EZH72F	4 Frosted Glass Hinged Doors		72"W x 15 3/4"D x 15"H	108#	\$1392
EZH78F	4 Frosted Glass Hinged Doors		78"W x 15 3/4"D x 15"H	126#	\$1412

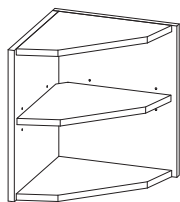
Colored Glass Door Options include: Azure (Blue), Black, Silk (Beige), Willow (Yellow)

EZH30C	2 Colored Glass Hinged Doors	EZH30CWC	30"W x 15 3/4" D x 15" H	55#	\$850
EZH36C	2 Colored Glass Hinged Doors	EZH36CWC	36"W x 15 3/4" D x 15" H	90#	\$891
EZH42C	2 Colored Glass Hinged Doors		42"W x 15 3/4" D x 15" H	122#	\$940
EZH48C	2 Colored Glass Hinged Doors		48"W x 15 3/4" D x 15" H	142#	\$955
EZH60C	4 Colored Glass Hinged Doors		60"W x 15 3/4" D x 15" H	62#	\$1543
EZH72C	4 Colored Glass Hinged Doors		72"W x 15 3/4" D x 15" H	108#	\$1592
EZH78C	4 Colored Glass Hinged Doors		78"W x 15 3/4" D x 15" H	126#	\$1612



e5 OVERHEAD STORAGE CABINETS

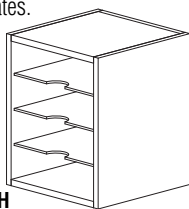
OVERHEAD CABINET SUPPORT



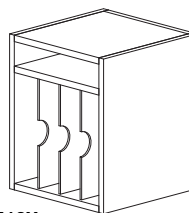
EZCS

Model No.	Description	Dimensions	Wt.	List Price
EZCS	Corner Support for Overhead Cabinet	15"W x 15"D x 18"H	18#	\$314
EZSM18H	Support Modules/Horizontal	15"W x 15"D x 18"H	21#	\$437
EZSM18V	Support Modules/Vertical	15"W x 15"D x 18"H	21#	\$437

* Select from 1 of 6 laminates.

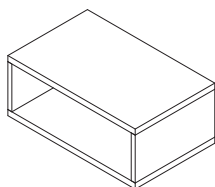


EZSM18H



EZSM18V

OVERHEAD CENTER ACCESS MODULE



EZCA24

Model No.	Description	Dimensions	Wt.	List Price
EZCA24	Passthrough used w/42"H Peninsula Table	24"W x 15"D x 9"H	8#	\$285

* Select from 1 of 6 laminates.

e5 POWER AND DATA MANAGEMENT



Management of power and data is where e5 excels. The patent pending Technology Beltways and Walls deliver seated access to power and data throughout any configuration. Power is routed from the source to worksurfaces via the Technology Beltway or Wall.

How to Specify: Please refer to pre-configured Typical section for examples of e5 workstations.

(Spaceplanning is available to assist in these decisions.)

- 1. Beltways or Walls:** Based on your configuration, choose either Technology Beltways or Technology Walls. Both provide equal power/data connectivity, but work with different types of worksurfaces.
- 2. Single- or 4-Circuit Power:** For configurations with only one (1) Beltway or Wall, you have the option of selecting single-circuit (plug-in) or 4-circuit (hardwired) power. Two (2) or more Beltways or Walls in a configuration require 4-circuit power for adequate power capacity. *(See specifications below for power system details.)*
- 3. Starters:** Choose the Beltway or Wall 'Starter' unit based on your power needs and size of work surfaces. Starters include Beltway or Wall, infeed cable (72"L plug-in for single-circuit or 144"L hardwired for 4-circuit), dual-sided power blocks with 4-outlets per side, and data plate cut-outs. *(See charts below for specifics.)* If selecting a plug-in (single circuit) starter, adder sections cannot be joined to it.
- 4. Adders:** Choose the Beltway or Wall 'Adder' unit(s) based on your overall configuration. Adders include Beltway or Wall, dual-sided power blocks with 4-outlets per side, 34"L connecting cable, and data plate cut-outs. *(See charts below for specifics.)*

- Power kits can be reconfigured at any time with no tools required.
- Power kits are UL Recognized and CSA Certified.
- Single-Circuit kits are rated for 20 amps. 4-Circuit, 8-Wire kits are rated for 80 amps.
- It is the customer's responsibility to ensure that the use of electrical systems, including the number of receptacles on a given circuit and connection to the building's power source, be in compliance with all electrical codes. Refer to the chart below for typical power usage by common office equipment.
- City of Chicago solution available. Hard wiring by an electrician required. Contact Space Planning for alternative part numbers.

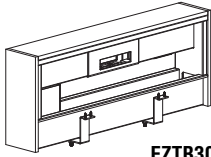
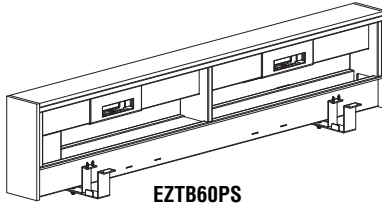
TYPICAL POWER USAGE BY COMMON OFFICE EQUIPMENT

Computers AMPS	Copiers AMPS	FAX Machines AMPS
Desktop 3-5	Desktop 15	Inkjet/Thermal 0.75
Laptop 3	Console 20	Plain Paper 6
Monitors AMPS	Copier/Duplicator 30	Task Lights AMPS
13" 2	Printers AMPS	36" T8 Fluorescent 0.2/Bulb
17" 3	Inkjet 0.5	48" T8 Fluorescent 0.3/Bulb
21" 3	Laser or LED 8	
	Group Laser or LED 15	

NOTE: Plug-in infeed is single circuit.

TECHNOLOGY BELTWAY

- Technology Beltways include steel framework (*specify paint color*), laminate cladding on tops and sides (*specify TFL*, all necessary hardware for surface connections, and power elements.
- Laminate cladding is attached to the tops and sides using a patent-pending connector bracket that requires no tools.
- Sits above worksurface.
- Adds 7 3/4" to desk height.

[STARTER PLUG-IN]**EZTB30PS****[STARTER HARDWIRE]****EZTB60PS****[ADDERS]**

Model No.	Dimensions	List Price
-----------	------------	------------

Beltway Single-Circuit Starter Kits with One 72" Plug-In Infeed Cable, One Dual-Sided Power Block & Two Data Plate Cut-outs

EZTB24PS	24"W x 5 1/4"D x 12 3/8"H	\$1265
EZTB30PS	30"W x 5 1/4"D x 12 3/8"H	\$1315
EZTB36PS	36"W x 5 1/4"D x 12 3/8"H	\$1351
EZTB42PS	42"W x 5 1/4"D x 12 3/8"H	\$1376

Beltway Single-Circuit Starter Kits with One 72" Plug-In Infeed Cable, Two Dual-Sided Power Blocks & Four Data Plate Cut-outs

EZTB48PS	48"W x 5 1/4"D x 12 3/8"H	\$1609
EZTB60PS	60"W x 5 1/4"D x 12 3/8"H	\$1698
EZTB72PS	72"W x 5 1/4"D x 12 3/8"H	\$1793

Beltway Four-Circuit Starter Kits with One 144" Hardwire Infeed Cable, One Dual-Sided Power Block & Two Data Plate Cut-outs

EZTB24HS	24"W x 5 1/4"D x 12 3/8"H	\$1293
EZTB30HS	30"W x 5 1/4"D x 12 3/8"H	\$1342
EZTB36HS	36"W x 5 1/4"D x 12 3/8"H	\$1378
EZTB42HS	42"W x 5 1/4"D x 12 3/8"H	\$1403

Beltway Four-Circuit Starter Kits with One 144" Hardwire Infeed Cable, Two Dual-Sided Power Blocks & Four Data Plate Cut-outs

EZTB48HS	48"W x 5 1/4"D x 12 3/8"H	\$1636
EZTB60HS	60"W x 5 1/4"D x 12 3/8"H	\$1725
EZTB72HS	72"W x 5 1/4"D x 12 3/8"H	\$1820

Beltway Four-Circuit Adder Kits with One Dual-Sided Power Block, Two Data Plate Cut-outs & One 34" Connecting Cable

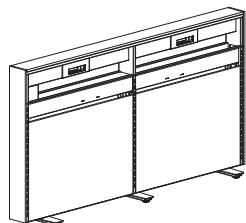
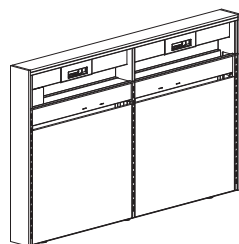
EZTB24HA	24"W x 5 1/4"D x 12 3/8"H	\$1118
EZTB30HA	30"W x 5 1/4"D x 12 3/8"H	\$1176
EZTB36HA	36"W x 5 1/4"D x 12 3/8"H	\$1222
EZTB42HA	42"W x 5 1/4"D x 12 3/8"H	\$1256

Beltway Four-Circuit Adder Kits with Two Dual-Sided Power Blocks, Four Data Plate Cut-outs & One 34" Connecting Cable

EZTB48HA	48"W x 5 1/4"D x 12 3/8"H	\$1462
EZTB60HA	60"W x 5 1/4"D x 12 3/8"H	\$1559
EZTB72HA	72"W x 5 1/4"D x 12 3/8"H	\$1664

TECHNOLOGY WALL

- Technology Walls include steel framework (*specify paint color*), laminate cladding on tops, sides, and front panels (*specify TFL*), all necessary hardware for surface connections, and power elements.
- Technology Wall is NOT freestanding; cantilevered worksurfaces are required on BOTH sides of Wall for stability (*or use optional foot kit shown below*).
- Laminate cladding is attached to the tops and sides using a patent-pending connector bracket that requires no tools.
- Laminate front panels are attached to steel framework using heavy-duty Velcro. They are easily removed to hide or access cables between panels.



Technology Wall
shown with EZPWFT.

Model No.	Dimensions	List Price
Technology Wall Single-Circuit Starter Kits with One 72" Plug-In Infeed Cable, Two Dual-Sided Power Blocks & Four Data Plate Cut-outs		
EZTW48PS	48"W x 5 1/4"D x 36 3/4"H	\$2449
EZTW60PS	60"W x 5 1/4"D x 36 3/4"H	\$2631
EZTW72PS	72"W x 5 1/4"D x 36 3/4"H	\$2822
Technology Wall Four-Circuit Starter Kits with One 144" Hardwire Infeed Cable, Two Dual-Sided Power Blocks & Four Data Plate Cut-outs		
EZTW48HS	48"W x 5 1/4"D x 36 3/4"H	\$2477
EZTW60HS	60"W x 5 1/4"D x 36 3/4"H	\$2658
EZTW72HS	72"W x 5 1/4"D x 36 3/4"H	\$2849
Technology Wall Four-Circuit Adder Kits with Two Dual-Sided Power Blocks, Four Data Plate Cut-outs & One 34" Connecting Cable		
EZTW48HA	48"W x 5 1/4"D x 36 3/4"H	\$2302
EZTW60HA	60"W x 5 1/4"D x 36 3/4"H	\$2492
EZTW72HA	72"W x 5 1/4"D x 36 3/4"H	\$2692

OPTIONAL TECHNOLOGY WALL SHELF

- Wall Shelf: 8 1/2" deep by length of wall (*select length below*).
- Maximum weight holding capacity is 50# (*evenly distributed*).
- Kit consists of 3 bracket supports and screws necessary to attach to technology wall.

Model No.	Dimensions	List Price
EZPWSK48	48"W x 8 1/2"D x 1 1/8"H	\$333
EZPWSK60	60"W x 8 1/2"D x 1 1/8"H	\$365
EZPWSK72	72"W x 8 1/2"D x 1 1/8"H	\$407

OPTIONAL TECHNOLOGY WALL FILLER KIT

- Kit consists of 2 filler pieces and velcro for attachment.
- Ideal for use with freestanding technology wall.
- Each kit fills in one side of the wall. Freestanding walls require 2 kits; one-sided walls require 1 kit.
- Select filler kit width based on technology wall size.

Model No.	Dimensions	List Price
EZPWFP48	22 3/4"W x 4 1/2"H	\$135
EZPWFP60	28 3/4"W x 4 1/2"H	\$145
EZPWFP72	34 3/4"W x 4 1/2"H	\$156

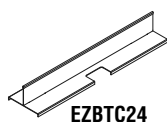
OPTIONAL TECHNOLOGY WALL FOOT KIT

- Replace existing technology wall levelers and install feet (3 per wall section), hardware included.
- Available in White, Silver or Black finish.
- Overhead Storage Cabinets **cannot** be used on freestanding wall.
- Standard with 3 leveling glides per foot.
- To be used for freestanding or single-sided applications.

Set of 3 feet. 15"L x 3"W x 1 1/2"H	\$312
-------------------------------------	-------

OPTIONAL TROUGH KIT COVER

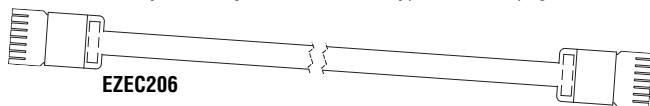
- Three piece trough cover kit (horizontal and vertical painted steel pieces w/ black rubber gasket for vertical piece) available to cover the beltway trough and the space between the power blocks and the trough area.
- One kit for each beltway opening. Single 24", 30", 36" and 42" beltways required one kit.
- **Two kits would be required to cover 48" (2- EZBTC24), 60" (2- EZBTC30) and (2- EZBTC36) 72" beltways**
- Should be used in conjunction with the end cover assemblies to totally cover the open space in the beltway
- For use with surface mounted beltways and technology walls.
- Slots cut in horizontal piece to allow wires to pass through to trough.
- Can be added to existing beltways already installed. No tools required
- Available in three e5 paint colors - White, Black and Silver



Model No.	Dimensions	List Price
EZBTC24	17.75" W x 3.17" H x 5.46"D	\$100
EZBTC30	23.75" W x 3.17" H x 5.46"D	\$112
EZBTC36	29.75" W x 3.17" H x 5.46"D	\$124
EZBTC42	35.75" W x 3.17" H x 5.46"D	\$136

CONNECTING CABLE UNDER STORAGE UNITS

- A Connecting Cable is required to connect multiple Technology Beltways and Walls when storage units are placed between stations. Universal length to work with nearly all configurations. Refer to Typical #15 on page 17 for an example.



Model No.	Dimensions	List Price
EZEC206	206"L	\$398

DATA TELECOM PLATE KITS

- Telecom Kits consist of one Telecom Plate and one Riser.
- Telecom Risers raise the data and phone Telecom Plates to a more convenient user connection height.
- Telecom Plates and Risers in Black only.
- Ten commonly used telecom connections are offered to complete the technology requirements of e5 workstations.
- Common Telecom Definitions:

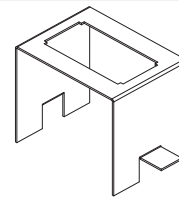
HDMI (High Definition Multi-Media Interface) – Used to stream video on devices such as televisions or Blu-Ray DVD players.

15 pin HD VGA F/F (High Definition Video Graphics Array) – Used to stream video usually found on a laptop or projector.








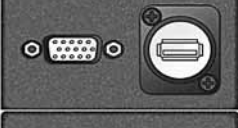


Mini Stereo Inline Audio Connection (also called a 1/8" phone jack or headphone jack) – Runs audio from computers and mp3 players.

USB (Universal Serial Bus) – Connects computer peripherals such as mouse or keyboard to a computer.

- **Additional options are available upon request.**
- Data port openings are located in the bottom of the beltway trough.



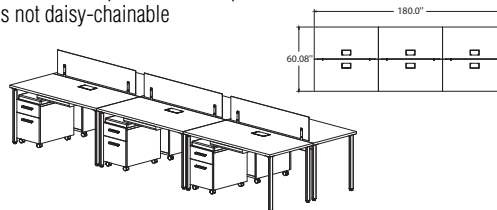
Data telecom plate kits must be ordered separately. They are NOT included in the price of the Technology Beltway or Technology Wall.

	Model No.	Description	List Price
	EZETP1K	Telecom Plate with RJ11 Cat3 Phone and RJ45 CAT6 Data with Riser	\$146
	EZETP2K	Telecom Plate with 2 RJ45 Cat6 Data with Riser	\$186
	EZETP3K	Telecom Plate with 3 RJ45 Cat6 Data with Riser	\$262
	EZETP4K	Telecom Plate with RJ45 Cat6 Data, Mini Stereo Inline, and 15 Pin HD, VGA F/F with Riser	\$294
	EZETP5K	Telecom Plate with 2 RJ45 Cat6 Data and 15 Pin HD VGA F/F with Riser	\$296
	EZETP6K	Telecom Plate with 1 HDMI F/F, 1 Mini Stereo Inline and 15 Pin, HD VGA F/F with Riser	\$384
	EZETP7K	Telecom Plate with USB Inline with Riser	\$92
	EZETP8K	Telecom Plate with USB Inline and 15 Pin HD VGA F/F with Riser	\$224
	EZETP9K	Telecom Plate with 2 - 15 Pin HD VGA F/F with Riser	\$297
	EZETP10K	Telecom Plate with USB Inline, 15 Pin HD VGA F/F, and Mini Stereo Inline with Riser	\$276

SURFACE-MOUNTED POWER CONFIGURATIONS (DAISY-CHAINED)

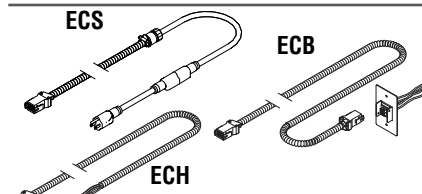
- Used on e5 worksurfaces without Technology Beltways or Walls. Ideal for single-sided configurations.
- Convenient kits provide easy specifying. Black wrap covers conduit for improved appearance.
- See Power Infeed Option section for limitations of number of linked tables.
- It is the customer's responsibility to ensure that the use of electrical systems, including the number of receptacles on a given circuit and connection to a building power source, be in compliance with all electrical codes.
- All undersurface and Surface Mount Kits include 2 interconnecting cables, and 4 cable clamps

- UL Listed Components.
- Non-sequential connections.
- Fieldcut cutouts required for some products.
- Data is not daisy-chainable



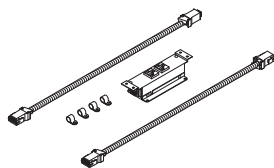
POWER INFED OPTIONS 

NOTE: Power Infeed Option must be added to the first table in a run.



Model No.	Description	List Price
ECS	72" Corded Starter Limit 10 tables linked	\$267
ECB	Quick Disconnect block & 72" cable w/ black wrap Limit 20 tables linked	\$255
ECH	Hardwire Infeed, 72" w/black wrap Limit 20 tables linked	\$173

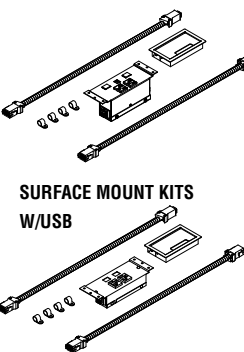
UNDERSURFACE KITS 



Model No.	Description	List Price
EC48UB	48" Table Kit – 2 power receptacles	\$408
EC54UB	54" Table Kit – 2 power receptacles	\$408
EC60UB	60" Table Kit – 2 power receptacles	\$408
EC66UB	66" Table Kit – 2 power receptacles	\$408
EC72UB	72" Table Kit – 2 power receptacles	\$408
EC48UDB	48" Table Kit – 2 power/2data receptacles	\$442
EC60UDB	60" Table Kit – 2 power/2data receptacles	\$442
EC72UDB	72" Table Kit – 2 power/2data receptacles	\$442

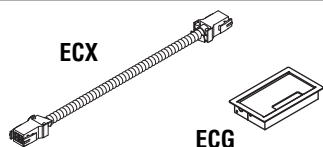
SURFACE MOUNT KITS 

- Grommet holes can also be field installed – 5 1/4" x 3" cutout in worksurface is required.
- Please contact Customer Service to discuss options for factory cutouts on e5 worksurfaces.

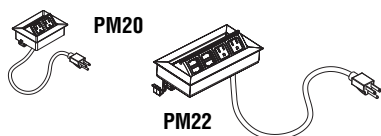


Model No.	Description	List Price
EC48FB	48" Table Kit – Black Flush Grommet, 2 power receptacles	\$542
EC48FS	48" Table Kit – Silver – Silver Flush Grommet, 2 power receptacles	\$542
EC48FJB	48" Table Kit - Black Flush Grommet, 2 power/2 data receptacles, 2 2.1Amp USB charging ports	\$571
EC48FJS	48" Table Kit - Silver Flush Grommet, 2 power/2 data receptacles, 2 2.1Amp USB charging ports	\$571
EC54FB	54" Table Kit - Black Flush Grommet, 2 power receptacles	\$542
EC54FS	54" Table Kit - Silver Flush Grommet, 2 power receptacles	\$542
EC60FB	60" Table Kit - Black Flush Grommet, 2 power receptacles	\$542
EC60FS	60" Table Kit - Silver Flush Grommet, 2 power receptacles	\$542
EC60FDB	60" Table Kit - Black Flush Grommet, 2 power receptacles, 2 data receptacles	\$571
EC60FDS	60" Table Kit - Silver Flush Grommet, 2 power receptacles, 2 data receptacles	\$571
EC60FJB	60" Table Kit - Black Flush Grommet, 2 power/2 data receptacles, 2 2.1Amp USB charging ports	\$571
EC60FJS	60" Table Kit - Silver Flush Grommet, 2 power/2 data receptacles, 2 2.1Amp USB charging ports	\$571
EC66FB	66" Table Kit -Black Flush Grommet, 2 power receptacles	\$542
EC66FS	66" Table Kit - Silver Flush Grommet, 2 power receptacles	\$542
EC72FB	72" Table Kit - Black Flush Grommet, 2 power receptacles	\$542
EC72FS	72" Table Kit - Silver Flush Grommet, 2 power receptacles	\$542
EC72FDB	72" Table Kit - Black Flush Grommet, 2 power/2 data receptacles	\$571
EC72FDS	72" Table Kit - Silver Flush Grommet, 2 power/2 data receptacles	\$571
EC72FJB	72" Table Kit - Black Flush Grommet, 2 power/2 data receptacles, 2 2.1Amp USB charging ports	\$571
EC72FJS	72" Table Kit - Silver Flush Grommet, 2 power/2 data receptacles, 2 2.1Amp USB charging ports	\$571

OPTIONS



Model No.	Description	List Price
ECX	12" Extension Cable	\$93
ECG	Rectangular Grommet Cover Only. Available in Black or Silver. (Automatically included in Surface Mount Kits.)	\$99

SURFACE-MOUNTED POWER OPTIONS (INDIVIDUAL PLUG-IN) Note: Field cut and installed only.

Model No.	Description	Wt.	List Price
PM20	Power Module w/2 Power Outlets (Black)	2#	\$305
PM22	Power and Data Surface Module with 2 Power and 2 Data Outlets (Silver Only)	4#	\$464

*PM22 includes a voice/data adapter kit (BEO1421) to accept couplers and jacks when required. Couplers/Jacks are Not included.

ELECTRICAL/USB ACCESSORIES

- Power and USB grommet options - available in white (W) or black (B)
- Please contact Customer Service to discuss options for factory cutouts on e5 worksurfaces.
- Spill proof
- 1 3/4" cutout required



F740POW



F740USB

Model No.	Description	List Price
F740POWW	Power Module Single Outlet - White; 72" cord	\$69
F740POWB	Power Module Single Outlet - Black; 72" cord	\$69
F740USBW	(2) 2 amp charging USB ports - White; 72" cord	\$219
F740USBB	(2) 2 amp charging USB ports - Black; 72" cord	\$219

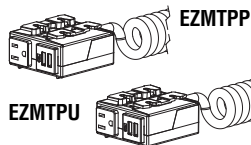
e5 TECHNOLOGY SUPPORT ACCESSORIES

e5 offers a variety of technology support options.

**ELECTRICAL SOLUTIONS FOR PEDS & WARDROBES**

Convert most any drawer into a powered solution. This customized power block utilizes key slots to attach to the drawer side. No need to cut into the worksurface.

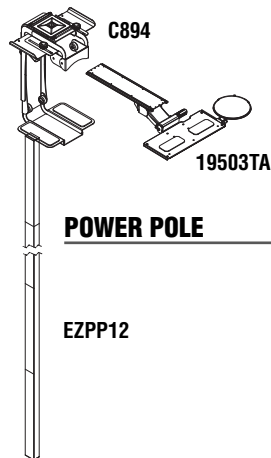
- Unique cord feature allows you to conveniently pull the drawer open without cords becoming an obstacle.



EZMTPP

EZMTPU

Model No.	Description	Wt.	List Price
EZMTPP	Power Solution for inside drawer (power/power)	2#	\$149
EZMTPU	Power/USB Charging Solution for inside drawer (power/2 USB)	2#	\$169

PC SUPPORT

C894

19503TA

Model No.	Description	Wt.	List Price
C894	CPU Holder CPU width plus 3 1/2" x 16"D x CPU height plus 4 1/2"	20#	\$318
19503TA	Combination keyboard/mouse platform 19"W x 8 1/4"D, 9"Dia. mouse platform	15#	\$570


Available in Black Only.

POWER POLE

EZPP12

- 12' pole (10' section with 2' extension) can be field cut to desired length. Drill access holes as needed.
- Pole has side mount and top mount options available.
- Accepts up to 1 power conduit and 16 data cables.
- Ceiling infeed. Install per local code.
- Anodized Aluminum finish.

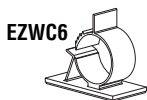
Model No.	Description	Wt.	List Price
EZPP12	12' Power Pole. 1 3/4"D x 2 3/4"W x 12"H Single Channel	10#	\$622

VERTICAL CABLE ORGANIZER

EZVCL

- Clear, serrated plastic wire manager.
- Oval channel shipped in 24" lengths, can easily be field cut to size.
- Open on one side for easy wire access.
- Simple attachment with clear plastic suction cups.

Model No.	Description	List Price
EZVCL	24" Clear Plastic with 2 Suction Cups	\$51

WIRE MANAGEMENT CLAMPS

EZWC6

Model No.	Description	List Price
EZWC6	Circular Wire Mgt. Clamps. 1 1/2" base w/Adhesive Tape, .65" in dia. Bag of 6. Black only.	\$6

GROMMETS

REALS1000

Model No.	Description	Wt.	List Price
REALS1000	Recommended for Desk tops (Silver only) 2 5/8"D	1#	\$24

Note: Field cut and installed only.

e5 BOARDS & ACCESSORIES



WORKSPACES

DESKS & STORAGE

TABLES

SEATING

HIGH DENSITY STORAGE

MAILROOM FURNITURE

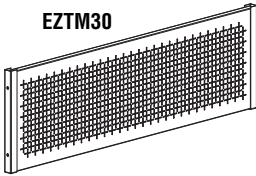
TECHNOLOGY FURNITURE

DRAFTING FURNITURE

PRODUCT INDEX

TACK / MAGNETIC BOARDS

- TAK/MAG board is made of a perforated painted steel front and back sandwiching a cork center.
- Includes painted steel brackets; board and brackets available in White, Silver or Black.
- TAK/MAG board can be used with magnets or push pins.
- TAK/MAG board currently designed to be used only between two Overhead Support Modules, two Corner Supports, or a combination of one of each.



Model No.	Description	List Price
EZTM30	TAK/MAG – Perforated Steel with Cork Center – 29 1/2"W x 5/8"D x 9"H*	\$543
EZTM42	TAK/MAG – Perforated Steel with Cork Center – 41 1/2"W x 5/8"D x 9"H*	\$585
EZTM48	TAK/MAG – Perforated Steel with Cork Center – 47 1/2"W x 5/8"D x 9"H*	\$632

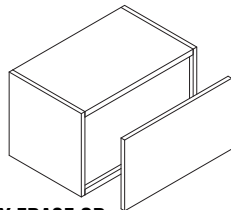
* Specify paint finish for TAK/MAG – White, Tech Silver or Black.

FABRIC & DRY ERASE BOARDS

- Fabric Tack Boards and Dry Erase Boards sized to fit back of surface storage models.
- Attach with supplied Velcro.

Select fabric from Guilford of Maine panel fabric. Fabrics listed in Mayline Corporate Color Program are "standard", any other guilford panel fabric is considered "premier".

Model No.	Dimensions	Standard	Premier (+P)
EZTKB10	10 1/2" Fabric Tack Board, Velcro Attachment	\$89	\$170
EZTKB13	13 1/2" Fabric Tack Board, Velcro Attachment	\$98	\$182
EZTKB16	16 1/2" Fabric Tack Board, Velcro Attachment	\$110	\$195
EZTKB24	22" Fabric Tack Board, Velcro Attachment	\$126	\$203
EZTKB30	28" Fabric Tack Board, Velcro Attachment	\$144	\$222
EZTKB36	34" Fabric Tack Board, Velcro Attachment	\$160	\$239

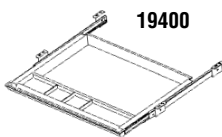


DRY ERASE OR FABRIC PANEL

Model No.	Description	Dimensions	List Price
EZDEB10	Dry Erase White Board, Velcro Attachment*	10 1/2"W x 12 1/2"D x 1/2"H	\$107
EZDEB13	Dry Erase White Board, Velcro Attachment*	13 1/2"W x 12 1/2"D x 1/2"H	\$117
EZDEB16	Dry Erase White Board, Velcro Attachment*	16 1/2"W x 12 1/2"D x 1/2"H	\$130
EZDEB24	Dry Erase White Board, Velcro Attachment	22"W x 12 1/2"D x 1/2"H	\$143
EZDEB30	Dry Erase White Board, Velcro Attachment	28"W x 12 1/2"D x 1/2"H	\$158
EZDEB36	Dry Erase White Board, Velcro Attachment	34"W x 12 1/2"D x 1/2"H	\$170

* Sized to fit 1/2 of the back on a dual access cabinet.


PENCIL TRAY



Model No.	Description	Dimensions	Wt.	List Price
19400	Pencil Drawer – Black only	21"W x 16"D x 2"H	4#	\$91

SURFACE CONNECTING BRACKET

- Ideal for connecting worksurfaces to one another.



Model No.	Description	Wt.	List Price
EZBRB	Connecting Bracket Kit (2 Brackets, Hardware)	5#	\$46

CSII™ MODULAR DESKING



Smart Design, Stylish Look, Affordable Price...CSII provides a consistently stylish look with its radiused overhead doors providing high-end style at mid-market pricing. All pedestals and legs are non-handed making specifications and installation amazingly simple with desks featuring a full 30" of filing and/or storage space.

Desks: 29"H Desk height. Legs and modesty panels made from C.R.S. Optional storage pedestals incorporated into base to reduce redundant components. Modesty panel full height on desks – 2/3 height on credenza. Modesty panel can be mounted flush or with 1 1/2" inset. All desks come standard with leveling glides and grommets.

Worksurfaces: 1 1/8" High pressure laminate with PVC T-mold and 3mm edging. Grommets are 1 3/4" diameter.

Peds: Full extension ball bearing slides on all drawers, with adjustable leveling glides, pencil tray and box file divider. Locks standard and allow for lock cores to be changed. Choose Box/Box/File or File/File style. Peds support both legal and letter width files.

Overhead: All steel cabinet body. Contoured door for aesthetics. Doors travel up and over top of unit using ball bearing slides. Standard locks are concealed under cabinet body and are core-removable to create keyed-alike suites. 13 7/8" deep shelf is 20" above desk. Options include: Soft close, tackboard, and task light.

Privacy Panels: Hollow core privacy panels available in tackable fabric. Can be stacked or ganged to create many unique combinations. Panel heights can be combined for three levels of privacy, either 18", 27" or 36"H.

Meets or exceeds all ANSI/BIFMA standards.

All grommets, overhead door and stackable fabric panel trim will match the worksurface edging color (Black, Taupe, Warm Gray & Ice Gray).

Laminate Storage Units: To soften the look and feel of a steel workstation while maintaining the strength and integrity of the system, you can now add e5 laminate storage cabinets including laminate pedestal drawer fronts to the existing steel drawers of your CSII configuration. Storage options include a variety of storage cabinets and opening choices, wardrobes and overhead units. **(See pages 33-39.)** Casegoods are available in six Thermally Fused Laminates with matching HPL top choices with coordinating 3mm PVC T-mold edge banding. See chart below:

THERMALLY FUSED LAMINATE MATCHING HPL COLOR CHART

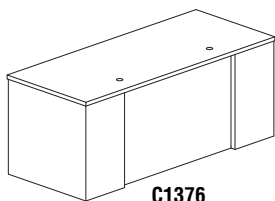
Mayline TFL Color Name	HPL Color Name	HPL Manufacturer	HPL Number
Summer Suede	Tea Party in Boston	Pionite	PFA42
Cocoa	Alive in Memphis	Pionite	PFA45
Biltmore Cherry	Biltmore Cherry	WilsonArt	7924-60
White	Designer White	WilsonArt	D354-60
Walnut	Columbian Walnut	WilsonArt	7943-38
Raven	Raven	Nevamar	S6033T

NOTE: Custom Laminate Upcharges do not apply for these HPLs.

30" DEEP RECTANGULAR DESK

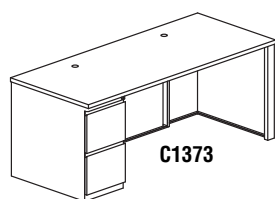
- Pedestal depth is 30".
- Choice of File/File (F/F) and/or Box/Box/File (B/B/F).
- See page 58 for interior leg panel information.
- 300 lb capacity, evenly distributed

- Full height modesty panel included.
- Two grommets in surface, standard.
- **Work surfaces available in the six e5 colors; see box above for details.**



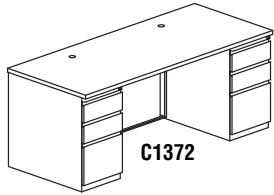
Model No.	Dimensions	Wt.	List Price	No Modesty Panel (+N) List Price
C1336	48"W x 30"D x 29"H, no ped	114#	\$720	\$664
C1346	54"W x 30"D x 29"H, no ped	119#	\$746	\$689
C1356	60"W x 30"D x 29"H, no ped	124#	\$776	\$713
C1366	66"W x 30"D x 29"H, no ped	132#	\$818	\$749
C1376	72"W x 30"D x 29"H, no ped	142#	\$833	\$762

• 30" Deep Rectangular with one pedestal.

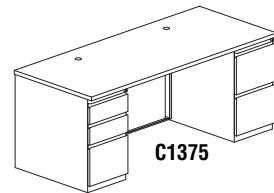


Model No.	Dimensions	Wt.	List Price	No Modesty Panel (+N) List Price
C1331	48"W x 30"D x 29"H, 1 B/B/F ped	157#	\$1200	\$1142
C1341	54"W x 30"D x 29"H, 1 B/B/F ped	162#	\$1214	\$1158
C1351	60"W x 30"D x 29"H, 1 B/B/F ped	167#	\$1256	\$1191
C1361	66"W x 30"D x 29"H, 1 B/B/F ped	175#	\$1294	\$1224
C1371	72"W x 30"D x 29"H, 1 B/B/F ped	185#	\$1309	\$1238
C1333	48"W x 30"D x 29"H, 1 F/F ped	157#	\$1200	\$1142
C1343	54"W x 30"D x 29"H, 1 F/F ped	162#	\$1214	\$1158
C1353	60"W x 30"D x 29"H, 1 F/F ped	167#	\$1256	\$1191
C1363	66"W x 30"D x 29"H, 1 F/F ped	175#	\$1294	\$1224
C1373	72"W x 30"D x 29"H, 1 F/F ped	185#	\$1309	\$1238

• 30" Deep Rectangular with two pedestals.



C1372



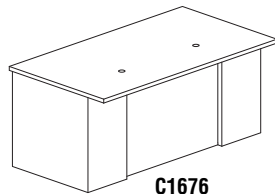
C1375

Model No.	Dimensions	Wt.	List Price	No Modesty Panel (+N) List Price
C1342	54"W x 30"D x 29"H, 2 B/B/F peds	175#	\$1720	\$1664
C1352	60"W x 30"D x 29"H, 2 B/B/F peds	180#	\$1761	\$1696
C1362	66"W x 30"D x 29"H, 2 B/B/F peds	190#	\$1799	\$1728
C1372	72"W x 30"D x 29"H, 2 B/B/F peds	200#	\$1814	\$1743
C1345	54"W x 30"D x 29"H, 1 B/B/F ped, 1 F/F ped	175#	\$1720	\$1664
C1355	60"W x 30"D x 29"H, 1 B/B/F ped, 1 F/F ped	180#	\$1761	\$1696
C1365	66"W x 30"D x 29"H, 1 B/B/F ped, 1 F/F ped	190#	\$1799	\$1728
C1375	72"W x 30"D x 29"H, 1 B/B/F ped, 1 F/F ped	200#	\$1814	\$1743
C1344	54"W x 30"D x 29"H, 2 F/F peds	175#	\$1720	\$1664
C1354	60"W x 30"D x 29"H, 2 F/F peds	180#	\$1761	\$1696
C1364	66"W x 30"D x 29"H, 2 F/F peds	190#	\$1799	\$1728
C1374	72"W x 30"D x 29"H, 2 F/F peds	200#	\$1814	\$1743

36" DEEP RECTANGULAR DESK

- Pedestal depth is 30".
- 6" conference overhang.
- See page 58 for interior leg panel information.

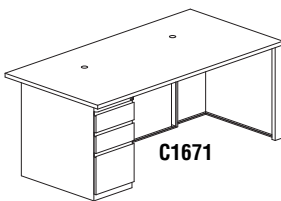
- Full height modesty panel included.
- Two grommets in surface, standard.
- Work surfaces available in the six e5 colors; see box on page 50 for details.



C1676

Model No.	Dimensions	Wt.	List Price	No Modesty Panel (+N) List Price
C1656	60"W x 36"D x 29"H, no ped	139#	\$847	\$784
C1666	66"W x 36"D x 29"H, no ped	147#	\$873	\$803
C1676	72"W x 36"D x 29"H, no ped	157#	\$899	\$827

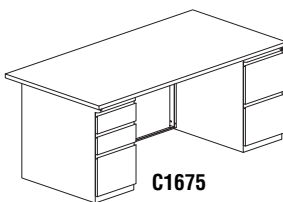
• 36" Deep Rectangular with one pedestal.



C1671

Model No.	Dimensions	Wt.	List Price	No Modesty Panel (+N) List Price
C1651	60"W x 36"D x 29"H, 1 B/B/F ped	180#	\$1277	\$1214
C1661	66"W x 36"D x 29"H, 1 B/B/F ped	190#	\$1305	\$1236
C1671	72"W x 36"D x 29"H, 1 B/B/F ped	200#	\$1352	\$1283
C1653	60"W x 36"D x 29"H, 1 F/F ped	180#	\$1277	\$1214
C1663	66"W x 36"D x 29"H, 1 F/F ped	190#	\$1305	\$1236
C1673	72"W x 36"D x 29"H, 1 F/F ped	200#	\$1352	\$1283

• 36" Deep Rectangular with two pedestals.

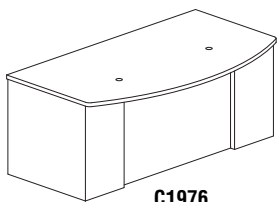


C1675

Model No.	Dimensions	Wt.	List Price	No Modesty Panel (+N) List Price
C1652	60"W x 36"D x 29"H, 2 B/B/F peds	187#	\$1806	\$1743
C1662	66"W x 36"D x 29"H, 2 B/B/F peds	202#	\$1834	\$1763
C1672	72"W x 36"D x 29"H, 2 B/B/F peds	217#	\$1882	\$1811
C1655	60"W x 36"D x 29"H, 1 B/B/F ped, 1 F/F ped	187#	\$1806	\$1743
C1665	66"W x 36"D x 29"H, 1 B/B/F ped, 1 F/F ped	202#	\$1834	\$1763
C1675	72"W x 36"D x 29"H, 1 B/B/F ped, 1 F/F ped	217#	\$1882	\$1811
C1654	60"W x 36"D x 29"H, 2 F/F peds	187#	\$1806	\$1743
C1664	66"W x 36"D x 29"H, 2 F/F peds	202#	\$1834	\$1763
C1674	72"W x 36"D x 29"H, 2 F/F peds	217#	\$1882	\$1811

39" DEEP BOW FRONT DESK

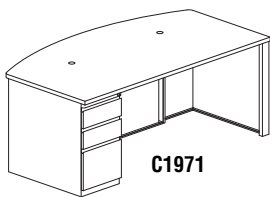
- Pedestal depth is 30".
- Flush Modesty = 9" overhang, Recessed Modesty = 10 1/4" overhang.
- See page 58 for interior leg panel information.
- Full height modesty panel included.
- Two grommets in surface, standard.
- **Work surfaces available in the six e5 colors; see box on page 50 for details.**



C1976

Model No.	Dimensions	Wt.	List Price	No Modesty Panel (+N) List Price
C1956	60"W x 39"D x 29"H, no ped	140#	\$902	\$839
C1966	66"W x 39"D x 29"H, no ped	150#	\$957	\$889
C1976	72"W x 39"D x 29"H, no ped	160#	\$986	\$918

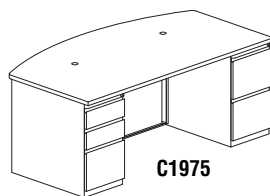
• 39" Bow Front Desk with one pedestal.



C1971

Model No.	Dimensions	Wt.	List Price	No Modesty Panel (+N) List Price
C1951	60"W x 39"D x 29"H, 1 B/B/F ped	190#	\$1399	\$1337
C1961	66"W x 39"D x 29"H, 1 B/B/F ped	205#	\$1454	\$1384
C1971	72"W x 39"D x 29"H, 1 B/B/F ped	220#	\$1480	\$1409
C1953	60"W x 39"D x 29"H, 1 F/F ped	190#	\$1399	\$1337
C1963	66"W x 39"D x 29"H, 1 F/F ped	205#	\$1454	\$1384
C1973	72"W x 39"D x 29"H, 1 F/F ped	220#	\$1480	\$1409

• 39" Bow Front Desk with two pedestals.



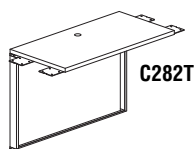
C1975

Model No.	Dimensions	Wt.	List Price	No Modesty Panel (+N) List Price
C1952	60"W x 39"D x 29"H, 2 B/B/F peds	225#	\$1927	\$1863
C1962	66"W x 39"D x 29"H, 2 B/B/F peds	235#	\$1980	\$1910
C1972	72"W x 39"D x 29"H, 2 B/B/F peds	245#	\$2007	\$1937
C1955	60"W x 39"D x 29"H, 1 B/B/F ped, 1 F/F ped	225#	\$1927	\$1863
C1965	66"W x 39"D x 29"H, 1 B/B/F ped, 1 F/F ped	235#	\$1980	\$1910
C1975	72"W x 39"D x 29"H, 1 B/B/F ped, 1 F/F ped	245#	\$2007	\$1937
C1954	60"W x 39"D x 29"H, 2 F/F peds	225#	\$1927	\$1863
C1964	66"W x 39"D x 29"H, 2 F/F peds	235#	\$1980	\$1910
C1974	72"W x 39"D x 29"H, 2 F/F peds	245#	\$2007	\$1937

BRIDGES

- Not freestanding, requires support from adjoining worksurfaces.
- Available as straight or contoured bridge.
- **Work surfaces available in the six e5 colors; see box on page 50 for details.**
- Available with full, 2/3 height, or no modesty panel.
- One grommet in surface, standard.

• Straight Bridge



C282T

Model No.	Dimensions	Wt.	List Price
C281T	36"W x 24"D x 29"H, Full Modesty Panel	50#	\$364
C282T	42"W x 24"D x 29"H, Full Modesty Panel	57#	\$384
C283T	48"W x 24"D x 29"H, Full Modesty Panel	65#	\$403
C281S	36"W x 24"D x 29"H, 2/3 Modesty Panel	45#	\$356
C282S	42"W x 24"D x 29"H, 2/3 Modesty Panel	53#	\$375
C283S	48"W x 24"D x 29"H, 2/3 Modesty Panel	60#	\$396

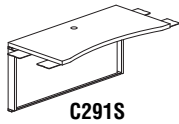
Continued on next page.

• Straight Bridge continued

Model No.	Dimensions	Wt.	List Price
C281N	36"W x 24"D x 29"H, No Modesty Panel	40#	\$336
C282N	42"W x 24"D x 29"H, No Modesty Panel	45#	\$349
C283N	48"W x 24"D x 29"H, No Modesty Panel	50#	\$369

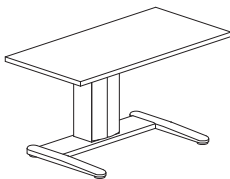
• Contour Bridge

Model No.	Dimensions	Wt.	List Price
C291T	36"W x 24"D x 29"H, Full Modesty Panel	50#	\$375
C292T	42"W x 24"D x 29"H, Full Modesty Panel	57#	\$397
C293T	48"W x 24"D x 29"H, Full Modesty Panel	65#	\$419
C291S	36"W x 24"D x 29"H, 2/3 Modesty Panel	45#	\$370
C292S	42"W x 24"D x 29"H, 2/3 Modesty Panel	53#	\$392
C293S	48"W x 24"D x 29"H, 2/3 Modesty Panel	60#	\$413
C291N	36"W x 24"D x 29"H, No Modesty Panel	40#	\$349
C292N	42"W x 24"D x 29"H, No Modesty Panel	45#	\$366
C293N	48"W x 24"D x 29"H, No Modesty Panel	50#	\$385



HEIGHT ADJUSTABLE BRIDGE

- Provides sit to stand adjustability at bridge location.
- Travel Range: 16" of vertical adjustment from 26" to 42": Full travel time is 18 seconds.
- **Work surfaces available in the six e5 colors; see box on page 50 for details.**
- Drive System: 110V, 60 H input, 24V DC motor. 150 lb. capacity. Draws 1.2 amps under full load.
- No modesty panel or grommet.

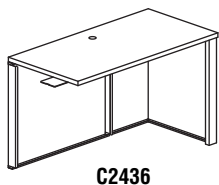


Model No.	Dimensions	Wt.	List Price
C36A	36"W x 24"D	115#	\$2037
C42A	42"W x 24"D	119#	\$2053
C48A	48"W x 24"D	125#	\$2134

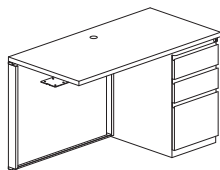
RETURNS

- Used to create "L" return.
- Available in 24"D or 30"D depths.
- Returns are non-handed.
- See page 58 for interior leg panel information.
- Full height modesty panel included.
- One grommet in surface, standard.
- Must attach to a freestanding desk unit.
- **Work surfaces available in the six e5 colors; see box on page 50 for details.**

• 24" Deep Returns



Model No.	Dimensions	Wt.	List Price	No Modesty Panel (+N) List Price
C2486	24"W x 24"D x 29"H, no ped	65#	\$462	\$414
C2406	30"W x 24"D x 29"H, no ped	70#	\$485	\$437
C2416	36"W x 24"D x 29"H, no ped	75#	\$517	\$469
C2426	42"W x 24"D x 29"H, no ped	82#	\$552	\$495
C2436	48"W x 24"D x 29"H, no ped	89#	\$590	\$535
C2446	54"W x 24"D x 29"H, no ped	96#	\$679	\$623
C2456	60"W x 24"D x 29"H, no ped	103#	\$709	\$633
C2466	66"W x 24"D x 29"H, no ped	110#	\$759	\$681
C2476	72"W x 24"D x 29"H, no ped	117#	\$790	\$713



C2441

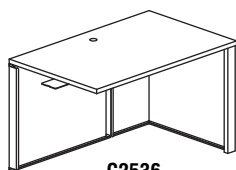
• 24" Deep with one pedestal.

Model No.	Dimensions	Wt.	List Price	No Modesty Panel (+N) List Price
C2481	24"W x 24"D x 29"H, 1 B/B/F ped	94#	\$919	\$869
C2401	30"W x 24"D x 29"H, 1 B/B/F ped	99#	\$949	\$900
C2411	36"W x 24"D x 29"H, 1 B/B/F ped	104#	\$980	\$930
C2421	42"W x 24"D x 29"H, 1 B/B/F ped	111#	\$1021	\$966
C2431	48"W x 24"D x 29"H, 1 B/B/F ped	118#	\$1062	\$1004
C2441	54"W x 24"D x 29"H, 1 B/B/F ped	125#	\$1116	\$1059
C2451	60"W x 24"D x 29"H, 1 B/B/F ped	132#	\$1174	\$1096
C2461	66"W x 24"D x 29"H, 1 B/B/F ped	139#	\$1214	\$1137
C2471	72"W x 24"D x 29"H, 1 B/B/F ped	146#	\$1253	\$1175

C2483	24"W x 24"D x 29"H, 1 F/F ped	94#	\$919	\$869
C2403	30"W x 24"D x 29"H, 1 F/F ped	99#	\$949	\$900
C2413	36"W x 24"D x 29"H, 1 F/F ped	104#	\$980	\$930
C2423	42"W x 24"D x 29"H, 1 F/F ped	111#	\$1021	\$966
C2433	48"W x 24"D x 29"H, 1 F/F ped	118#	\$1062	\$1004
C2443	54"W x 24"D x 29"H, 1 F/F ped	125#	\$1116	\$1059
C2453	60"W x 24"D x 29"H, 1 F/F ped	132#	\$1174	\$1096
C2463	66"W x 24"D x 29"H, 1 F/F ped	139#	\$1214	\$1137
C2473	72"W x 24"D x 29"H, 1 F/F ped	146#	\$1253	\$1175

• 30" Deep Returns

Model No.	Dimensions	Wt.	List Price	No Modesty Panel (+N) List Price
C2586	24"W x 30"D x 29"H, no ped	84#	\$508	\$459
C2506	30"W x 30"D x 29"H, no ped	89#	\$540	\$492
C2516	36"W x 30"D x 29"H, no ped	94#	\$581	\$532
C2526	42"W x 30"D x 29"H, no ped	101#	\$605	\$550
C2536	48"W x 30"D x 29"H, no ped	109#	\$647	\$589
C2546	54"W x 30"D x 29"H, no ped	119#	\$746	\$689
C2556	60"W x 30"D x 29"H, no ped	123#	\$773	\$697
C2566	66"W x 30"D x 29"H, no ped	133#	\$808	\$732
C2576	72"W x 30"D x 29"H, no ped	141#	\$887	\$808

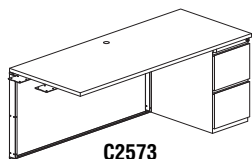


C2536

• 30" Deep with one pedestal.

Model No.	Dimensions	Wt.	List Price	No Modesty Panel (+N) List Price
C2581	24"W x 30"D x 29"H, 1 B/B/F ped	123#	\$976	\$927
C2501	30"W x 30"D x 29"H, 1 B/B/F ped	128#	\$1009	\$959
C2511	36"W x 30"D x 29"H, 1 B/B/F ped	133#	\$1040	\$991
C2521	42"W x 30"D x 29"H, 1 B/B/F ped	140#	\$1084	\$1026
C2531	48"W x 30"D x 29"H, 1 B/B/F ped	147#	\$1120	\$1065
C2541	54"W x 30"D x 29"H, 1 B/B/F ped	153#	\$1209	\$1154
C2551	60"W x 30"D x 29"H, 1 B/B/F ped	162#	\$1248	\$1171
C2561	66"W x 30"D x 29"H, 1 B/B/F ped	170#	\$1294	\$1217
C2571	72"W x 30"D x 29"H, 1 B/B/F ped	180#	\$1375	\$1297

C2583	24"W x 30"D x 29"H, 1 F/F ped	123#	\$976	\$927
C2503	30"W x 30"D x 29"H, 1 F/F ped	128#	\$1009	\$959
C2513	36"W x 30"D x 29"H, 1 F/F ped	133#	\$1040	\$991
C2523	42"W x 30"D x 29"H, 1 F/F ped	140#	\$1084	\$1026
C2533	48"W x 30"D x 29"H, 1 F/F ped	147#	\$1120	\$1065
C2543	54"W x 30"D x 29"H, 1 F/F ped	153#	\$1209	\$1154
C2553	60"W x 30"D x 29"H, 1 F/F ped	162#	\$1248	\$1171
C2563	66"W x 30"D x 29"H, 1 F/F ped	170#	\$1294	\$1217
C2573	72"W x 30"D x 29"H, 1 F/F ped	180#	\$1375	\$1297

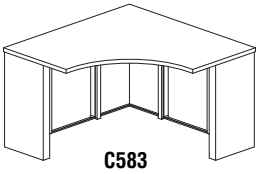


C2573

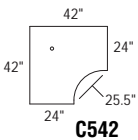
CSII

STAND ALONE CORNER SURFACE

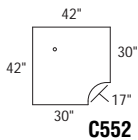
- Corner units can be used as a freestanding desk or as part of a larger configuration.
- One grommet in surface, standard.
- **Work surfaces available in the six e5 colors; see box on page 50 for details.**
- Full height modesty panels included.
- See page 58 for interior leg panel information.



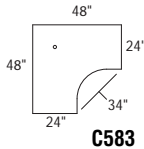
Model No.	Dimensions	Wt.	List Price	No Modesty Panel (+N) List Price
C542	24"D x 42"W x 42"W x 24"D x 29"H	124#	\$1133	\$1062
C552	30"D x 42"W x 42"W x 30"D x 29"H	129#	\$1157	\$1087
C583	24"D x 48"W x 48"W x 24"D x 29"H	131#	\$1217	\$1062
C593	30"D x 48"W x 48"W x 30"D x 29"H	143#	\$1240	\$1157



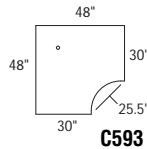
C542



C552



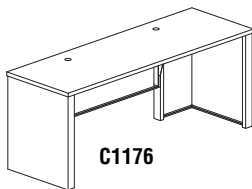
C583



C593

24" DEEP CREDENZA

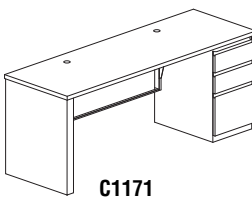
- Pedestal depth is 24".
- Two grommets in surface, standard.
- See page 58 for interior leg panel information.
- **Work surfaces available in the six e5 colors; see box on page 50 for details.**
- 2/3 height modesty panel included.
- F/F and/or B/B/F available.
- Pedestals and legs are non-handed to allow installation on either left or right.



C1176

Model No.	Dimensions	Wt.	List Price	No Modesty Panel (+N) List Price
C1136	48"W x 24"D x 29"H, no ped	94#	\$703	\$661
C1146	54"W x 24"D x 29"H, no ped	101#	\$746	\$703
C1156	60"W x 24"D x 29"H, no ped	108#	\$759	\$709
C1166	66"W x 24"D x 29"H, no ped	115#	\$787	\$737
C1176	72"W x 24"D x 29"H, no ped	122#	\$816	\$766

- **Credenza with one pedestal.**



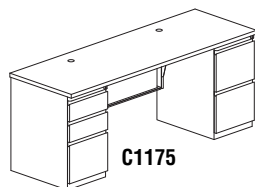
C1171

Model No.	Dimensions	Wt.	List Price	No Modesty Panel (+N) List Price
C1131	48"W x 24"D x 29"H, 1 B/B/F ped	130#	\$1167	\$1123
C1141	54"W x 24"D x 29"H, 1 B/B/F ped	137#	\$1187	\$1145
C1151	60"W x 24"D x 29"H, 1 B/B/F ped	144#	\$1214	\$1165
C1161	66"W x 24"D x 29"H, 1 B/B/F ped	151#	\$1252	\$1203
C1171	72"W x 24"D x 29"H, 1 B/B/F ped	158#	\$1288	\$1239

C1133	48"W x 24"D x 29"H, 1 F/F ped	130#	\$1167	\$1123
C1143	54"W x 24"D x 29"H, 1 F/F ped	137#	\$1187	\$1145
C1153	60"W x 24"D x 29"H, 1 F/F ped	144#	\$1214	\$1165
C1163	66"W x 24"D x 29"H, 1 F/F ped	151#	\$1252	\$1203
C1173	72"W x 24"D x 29"H, 1 F/F ped	160#	\$1288	\$1239

• Credenza with two pedestals.

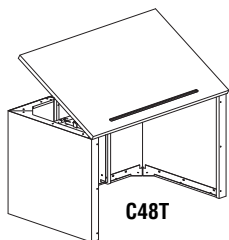
Model No.	Dimensions	Wt.	List Price	No Modesty Panel (+N) List Price
C1142	54"W x 24"D x 29"H, 2 B/B/F peds	178#	\$1678	\$1635
C1152	60"W x 24"D x 29"H, 2 B/B/F peds	185#	\$1705	\$1662
C1162	66"W x 24"D x 29"H, 2 B/B/F peds	192#	\$1742	\$1686
C1172	72"W x 24"D x 29"H, 2 B/B/F peds	204#	\$1779	\$1723
C1145	54"W x 24"D x 29"H, 1 B/B/F ped, 1 F/F ped	178#	\$1678	\$1635
C1155	60"W x 24"D x 29"H, 1 B/B/F ped, 1 F/F ped	185#	\$1705	\$1662
C1165	66"W x 24"D x 29"H, 1 B/B/F ped, 1 F/F ped	192#	\$1742	\$1686
C1175	72"W x 24"D x 29"H, 1 B/B/F ped, 1 F/F ped	204#	\$1779	\$1723
C1144	54"W x 24"D x 29"H, 2 F/F peds	178#	\$1678	\$1635
C1154	60"W x 24"D x 29"H, 2 F/F peds	185#	\$1705	\$1662
C1164	66"W x 24"D x 29"H, 2 F/F peds	187#	\$1742	\$1686
C1174	72"W x 24"D x 29"H, 2 F/F peds	199#	\$1779	\$1723



C1175

TILT TOP TABLES

- Pencil stop standard in worksurface.
- Top may be positioned from 0° to 60° in 19 preset positions.
- **Work surfaces available in the six e5 colors; see box on page 50 for details.**
- No grommet.
- Interior leg panel cannot be used due to frame of tilt-top mechanism.

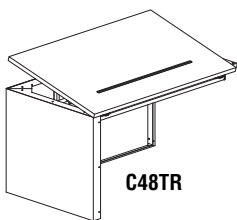


C48T

Model No.	Dimensions	Wt.	List Price
C36T	36"W x 30"D x 29"H*	130#	\$1237
C48T	48"W x 30"D x 29"H*	150#	\$1340

* When mounting straightedges to worksurface, order next size smaller straight edge – use 10104 Hardware Bag.

- Return style to be used when attaching to desks.



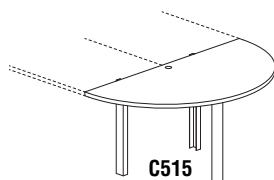
C48TR

Model No.	Dimensions	Wt.	List Price
C36TR	36"W x 30"D x 29"H*	110#	\$1089
C48TR	48"W x 30"D x 29"H*	130#	\$1190

* When mounting straightedges to worksurface, order next size smaller straight edge – use 10104 Hardware Bag.

END TEAM TABLES

- Half round, team tables connect to two CSII desks that are placed back to back.
- Cannot be used when integrated pedestal is on desk end as it is secured to desk leg.
- One grommet in surface, standard.
- **Work surfaces available in the six e5 colors; see box on page 50 for details.**



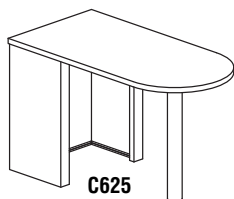
C515

Model No.	Dimensions	Wt.	List Price
C523	25"W x 48"D x 29"H	85#	\$670
C515	31"W x 60"D x 29"H	78#	\$699

CSII

PENINSULA FREESTANDING TABLE

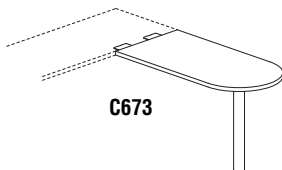
- Peninsula tables provide additional workspace for conferencing and shared work applications.
- Attaches to right or left side of bridges or returns.
- **Work surfaces available in the six e5 colors; see box on page 50 for details.**
- No grommet.
- Interior leg panel cannot be used due to unique "U"-shaped leg.



60"W x 24"D x 29"H	56#	\$1224
66"W x 24"D x 29"H	101#	\$1453
72"W x 24"D x 29"H	106#	\$1487

PENINSULA POST STYLE

- Not freestanding, requires adjacent table.
- Cannot be used when integrated pedestal is on desk end.
- No grommet.
- **Work surfaces available in the six e5 colors; see box on page 37 for details.**



• 24" Deep Peninsula Tables

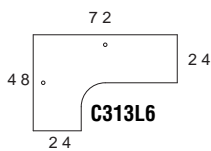
Model No.	Dimensions	Wt.	List Price
C673	48"W x 24"D x 29"H	55#	\$667

• 30" Deep Peninsula Tables

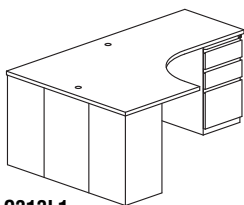
Model No.	Dimensions	Wt.	List Price
C685	60"W x 30"D x 29"H	75#	\$728
C687	72"W x 30"D x 29"H	85#	\$783

J TABLES

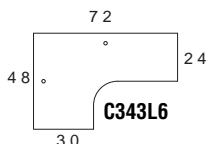
- Combines free standing worktable and corner unit into one unit.
- "J" Tables can be used free standing or as part of a larger configuration.
- Can be used in left/right configurations to create multi person work areas.
- Allows for a very compact work area.
- Right (R) and left (L) hand versions available•
- Modesty panels included, 48" return side has full modesty panel, 72" side has 2/3 height modesty panel.
- Two grommets in surface, standard.
- See page 58 for interior leg panel information.



Model No.	Dimensions	Wt.	List Price	No Modesty Panel (+N) List Price
C313L6	72"W x 48"D x 29"H x 24"D return left, no ped	175#	\$1319	\$1234
C313R6	72"W x 48"D x 29"H x 24"D return right, no ped	175#	\$1319	\$1234
C313L1	72"W x 48"D x 29"H x 24"D return left w/ one B/B/F ped	214#	\$1677	\$1593
C313R1	72"W x 48"D x 29"H x 24"D return right w/ one B/B/F ped	214#	\$1677	\$1593
C313L3	72"W x 48"D x 29"H x 24"D return left w/ one F/F ped	214#	\$1677	\$1593
C313R3	72"W x 48"D x 29"H x 24"D return right w/ one F/F ped	214#	\$1677	\$1593



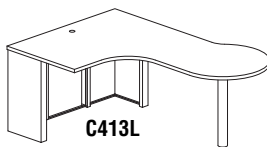
C313L1



Model No.	Dimensions	Wt.	List Price	No Modesty Panel (+N) List Price
C343L6	72"W x 48"D x 29"H x 30"D return left, no ped	175#	\$1319	\$1234
C343R6	72"W x 48"D x 29"H x 30"D return right, no ped	175#	\$1319	\$1234
C343L1	72"W x 48"D x 29"H x 30"D return left w/ one B/B/F ped	224#	\$1677	\$1593
C343R1	72"W x 48"D x 29"H x 30"D return right w/ one B/B/F ped	224#	\$1677	\$1593
C343L3	72"W x 48"D x 29"H x 30"D return left w/ one F/F ped	224#	\$1677	\$1593
C343R3	72"W x 48"D x 29"H x 30"D return right w/ one F/F ped	224#	\$1677	\$1593

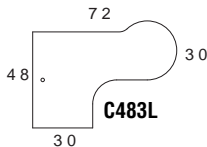
P TABLES

- The "P" Table combines a reference surface with a peninsula table.
- Right (R) and left (L) hand versions available
- One grommet in surface, standard.
- Allows for a very compact work area
- Full height modesty panel included.
- **Work surfaces available in the six e5 colors; see box on page 50 for details.**



- **24"D Return with conference end.**

Model No.	Dimensions	Wt.	List Price	No Modesty Panel (+N) List Price
C413L	72"W x 48"D x 29"H x 24"D return left conference	145#	\$1333	\$1249
C413R	72"W x 48"D x 29"H x 24"D return right conference	145#	\$1333	\$1249

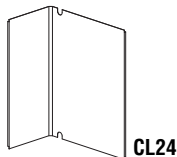


- **30"D Return with conference end.**

Model No.	Dimensions	Wt.	List Price	No Modesty Panel (+N) List Price
C483L	72"W x 48"D x 29"H x 30"D return left conference	152#	\$1333	\$1234
C483R	72"W x 48"D x 29"H x 30"D return right conference	152#	\$1333	\$1234

INTERIOR LEG PANEL

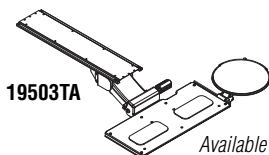
- Attaches to leg interior for a clean appearance.
- Provides space to conceal cable management from surface to floor.
- Easy Assembly – Adheres with magnetic tape.



Model No.	Dimensions	Wt.	List Price
CL15	11 1/2"W x 11 1/2"D x 27 1/4"H	9#	\$122
CL24	11 1/2"W x 20 1/4"D x 27 1/4"H	11#	\$154
CL30	11 1/2"W x 26 1/2"D x 27 1/4"H	13#	\$162

KEYBOARD SUPPORTS

- Track is 16" long.

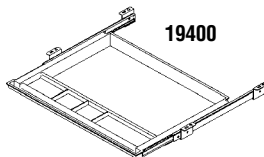


Model No.	Description	Wt.	List Price
19503TA	Combination keyboard/mouse platform 19"W x 8 1/4"D, 9"Dia. mouse platform	15#	\$570

Available in Black Only.

PENCIL DRAWER

- Attaches to underside of worksurface.
- Full extension slides.

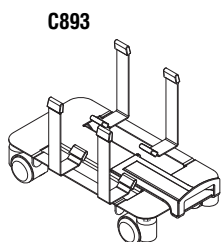


Model No.	Dimensions	Wt.	List Price
19400	21"W x 16"D x 2"H	4#	\$91

Available in Black Only.

CPU DOLLY

- Automatically adjusts to support CPUs up to 9" wide.
- Adjustable base handle accommodates CPUs of any depth.
- Rolls easily on four 2" double casters to facilitate access to cables, ports, and drives.

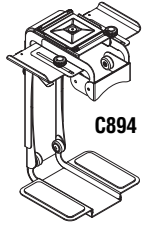


Model No.	Dimensions	Wt.	List Price
C893	8 1/2"W x 15"D x CPU height plus 3 3/4"	10#	\$227

Available in Black Only.

CSII

CPU HOLDER



- Easily adjusts to fit CPUs 3"-9 1/2" wide and 12"-22" tall.
- Slides easily and smoothly on nylon glides on 16" track.
- Designed to easily support CPUs weighing up to 70 lbs.
- Rotates a full 360° for complete access to cables and ports.

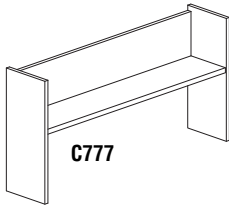
Model No.	Dimensions	Wt.	List Price
C894	CPU width plus 3 1/2" x 16"D x CPU height plus 4 1/2"	20#	\$318

Available in Black Only.

STEEL STORAGE UNITS

OPEN SHELF OVERHEAD

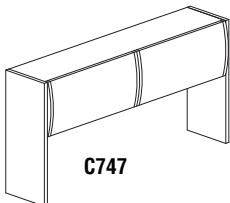
- All steel cabinet body.
- Accepts optional fabric tack panel and task light.
- 13 7/8" deep shelf is 20" above desk.



Model No.	Dimensions	Wt.	List Price
C7721	42"W x 14"D x 36"H	55#	\$526
C773	48"W x 14"D x 36"H	58#	\$554
C775	60"W x 14"D x 36"H	65#	\$597
C777	72"W x 14"D x 36"H	75#	\$655

FLIPPER DOOR OVERHEAD

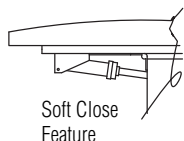
- All steel cabinet body.
- 13 7/8" deep shelf is 20" above desk.
- Locks standard. Concealed under cabinet body and core removable.
- Accepts optional fabric tack panel and task light.
- Contoured door for aesthetics.
- **Door color matches accenting trim components (grommets, worksurface T-mold and privacy panel kits). Available in Black, Taupe, Warm Gray and Ice Gray.**



Model No.	Dimensions	Wt.	List Price
C7421	42"W x 15"D x 36"H	80#	\$782
C743	48"W x 15"D x 36"H	85#	\$841
C745	60"W x 15"D x 36"H	103#	\$1038
C746	66"W x 15"D x 36"H	108#	\$1094
C747	72"W x 15"D x 36"H	115#	\$1156

FLIPPER DOOR OVERHEAD WITH SOFT CLOSE FEATURE

- Sold as a complete overhead unit.
- Same specifications as Overhead Flipper Door.
- Enhanced safety feature ensures controlled movement with pneumatic cylinder.



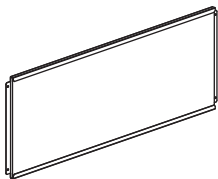
Soft Close Feature

Model No.	Dimensions	Wt.	List Price
C7621	42"W x 15"D x 36"H	80#	\$962
C763	48"W x 15"D x 36"H	85#	\$1187
C765	60"W x 15"D x 36"H	103#	\$1386
C766	66"W x 15"D x 36"H	108#	\$1442
C767	72"W x 15"D x 36"H	115#	\$1503

CSII

FABRIC TACK PANEL FOR OVERHEAD

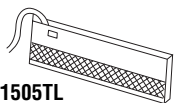
- Tack panel attaches to overhead flipper door unit and overhead shelf.
- Steel frame for mounting included.
- Choose from our Corporate fabrics found on page 63 or special order any Guilford of Maine fabric.
- Optional tack panel provides space at top and bottom for cabling.



Model No.	Dimensions		Wt.	List Price
C8621	39"W x 1/2"D x 17"H	(For use with 42" Overhead)	18#	\$281
C863	45"W x 1/2"D x 17"H	(For use with 48" Overhead)	21#	\$285
C865	57"W x 1/2"D x 17"H	(For use with 60" Overhead)	23#	\$315
C866	63"W x 1/2"D x 17"H	(For use with 66" Overhead)	25#	\$330
C867	69"W x 1/2"D x 17"H	(For use with 72" Overhead)	27#	\$358

TASK LIGHTING

- Task lighting attaches to overhead flipper door unit and overhead shelf.
- Uses energy efficient 15W T8 bulb.
- Includes the diffuser lens.



1505TL

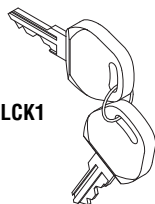
Model No.	Dimensions		Wt.	List Price
1505TL	20"W x 8"D x 2"H		7#	\$314

Available in Black Only.

KEYED ALIKE LOCK TUMBLERS

Please read carefully to facilitate proper ordering or call customer service at 1-800-822-8037 for assistance.

CSII pedestals ship with keyed alike locks already installed. CSII overheads ship with randomly numbered paired locks (per overhead). To key alike suites of product order the appropriate quantity of like numbered core kits for each workstation. Removable Core Kits include one core, two keys, one core removal tool and instructions. Removable Lock Core Kits available from CLCK1 thru CLCK22.



CLCK1

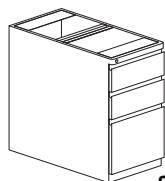
Model No.	Description		Wt.	List Price
CLCK1 through CLCK22	Removable Lock Core Kit		1#	\$36
C88MKEYH	Master Key		1#	\$16
Q618	Core Removal Tool		1#	\$20

Available in Silver Only.

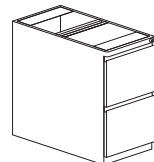
Note: Tumblers are specific to CSII peds, CSII overheads, lateral files and "P" style peds.

PEDESTALS

- Full width "J" style pulls.
- Locks standard.
- Supports letter and legal file widths.
- Unique recessed base design allows casters to be added without adding additional height to the pedestal.
- If not integrating pedestal as a leg, must order pedestal as follows – 24"D surface use 17 1/2"D pedestal, 30", 36" and 39"D surfaces use 24"D pedestal.
- Thermally Fused Laminate drawer head conversion kits are now available so pedestal fronts can match laminate storage cabinets.
- Full extension ball bearing slides.
- Leveling glides have 5/8" of adjustability.
- Available in 5 colors: Putty, Black, Mist, Medium Tone, and Desert Sage.



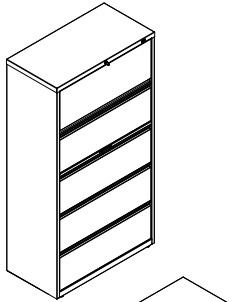
C8817B




C8817F

Model No.	Description		Wt.	List Price
C8817B	15"W x 17 1/2"D x 28"H - B/B/F		50#	\$596
C8817F	15"W x 17 1/2"D x 28"H - F/F		48#	\$596
C8824B	15"W x 24"D x 28"H - B/B/F		65#	\$617
C8824F	15"W x 24"D x 28"H - F/F		60#	\$617
C8830B	15"W x 30"D x 28"H - B/B/F		75#	\$636
C8830F	15"W x 30"D x 28"H - F/F		67#	\$636
C8817M	17"D - Mobile Kit		28#	\$83
C8824M	24"D - Mobile Kit		31#	\$86
C8830M	30"D - Mobile Kit		34#	\$90
EZCSHB	BBF TFL Drawer Head Conversion Kit		8#	\$191
EZCSHF	FF TFL Drawer Head Conversion Kit		8#	\$191

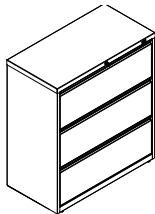
LATERAL FILES



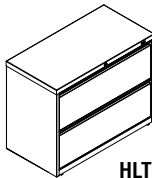
HLT365



HLT364



HLT363



HLT362

- Full drawer extension on steel ball bearing telescoping slides.
- All units feature anti-tipping drawer interlock system that allows only one drawer open at a time.
- Full width recessed designer drawer pulls.
- Side to side rails support letter, legal and/or A4 filing.
- Top drawer of 5-Drawer Lateral is a roll out shelf.
- Extendable posting shelf between third and fourth drawer on 5-Drawer Laterals.
- All files ship keyed random.
- Features adjustable leveling glides.
- Counter weight included to meet ANSI/BIFMA stability requirements.
- Optional Front-to-Back filing rails (4-pk) Black only.
- Optional divider kit available (10-pk) Black only.
- UL GREENGUARD GOLD certified.
- **Available in Black, Medium Tone, Desert Sage, and Mist. Allow 4-6 week lead time for orders larger than 30 cabinets.**

Model No.	Description	Dimensions	Wt.	List Price
HLT425	42"W, 5-Drawer Lateral File	42"W x 18 5/8"D x 67 5/8"H	230#	\$1727
HLT365	36"W, 5-Drawer Lateral File	36"W x 18 5/8"D x 67 5/8"H	202#	\$1613
HLT305	30"W, 5-Drawer Lateral File	30"W x 18 5/8"D x 67 5/8"H	179#	\$1515
HLT424	42"W, 4-Drawer Lateral File	42"W x 18 5/8"D x 52 1/2"H	195#	\$1447
HLT364	36"W, 4-Drawer Lateral File	36"W x 18 5/8"D x 52 1/2"H	174#	\$1281
HLT304	30"W, 4-Drawer Lateral File	30"W x 18 5/8"D x 52 1/2"H	148#	\$1112
HLT423	42"W, 3-Drawer Lateral File	42"W x 18 5/8"D x 40 1/4"H	173#	\$1108
HLT363	36"W, 3-Drawer Lateral File	36"W x 18 5/8"D x 40 1/4"H	153#	\$1029
HLT303	30"W, 3-Drawer Lateral File	30"W x 18 5/8"D x 40 1/4"H	133#	\$960
HLT422	42"W, 2-Drawer Lateral File	42"W x 18 5/8"D x 28"H	144#	\$995
HLT362	36"W, 2-Drawer Lateral File	36"W x 18 5/8"D x 28"H	123#	\$852
HLT302	30"W, 2-Drawer Lateral File	30"W x 18 5/8"D x 28"H	101#	\$710
HLTFBR4	Front-to-Back Filing rails (4-pk)	2 3/4"W x 19 1/2"D x 2 3/4"H	2.5#	\$50
HLTDV10	Divider kit (10-pk)	5"H x 12.88"D per divider	8.5#	\$85

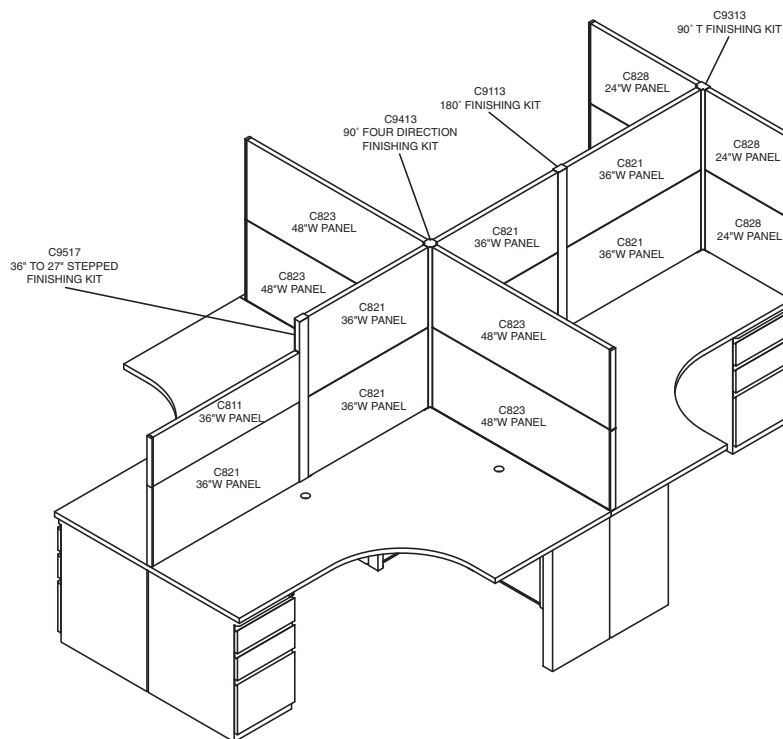
HLTDV10 Complete Kit - Carton Dims are: 5 1/2"W x 13 1/2"D x 1"H

CSII STACKABLE PRIVACY PANELS



To Specify:

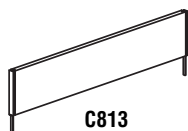
1. Determine Privacy Configuration by calculating corresponding worksurface dimensions.
2. Select required panel widths to match worksurface dimensions and panel height for desired privacy level.
3. Determine finishing kits required based on overall panel height and connection method.
4. Determine desired finishing kit color (Matches Corporate Laminate T-mold offering) and desired fabric.



Stackable Privacy Panels are mounted to the worksurface and are available in either 9"H or 18"H. Provides numerous privacy options. Can be stacked or ganged to create many unique combinations, requires finishing kits. Panel heights can be combined for three levels of privacy, either 18", 27" or 36"H only. Trim components are provided in matching T-mold colors of Black, Warm Gray, Taupe and Ice Gray. COM options available: Contact customer service for more information.

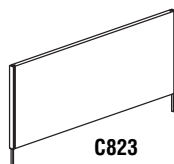
• 9" High Stackable Fabric Panels

Model No.	Dimensions	Wt.	List Price
C818	9"H x 24"W x 1 1/4"D	7#	\$456
C810	9"H x 30"W x 1 1/4"D	8#	\$466
C819	9"H x 33"W x 1 1/4"D	9#	\$478
C811	9"H x 36"W x 1 1/4"D	10#	\$488
C812	9"H x 42"W x 1 1/4"D	11#	\$500
C813	9"H x 48"W x 1 1/4"D	12#	\$512

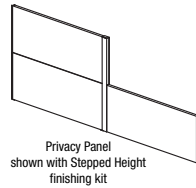
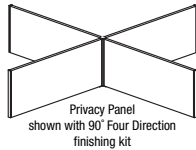
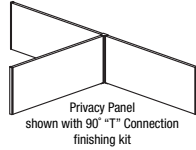
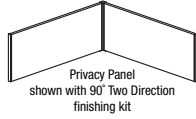
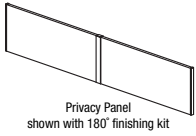


• 18" High Stackable Fabric Panels

C828	18"H x 24"W x 1 1/4"D	15#	\$553
C820	18"H x 30"W x 1 1/4"D	16#	\$567
C829	18"H x 33"W x 1 1/4"D	17#	\$582
C821	18"H x 36"W x 1 1/4"D	18#	\$611
C822	18"H x 42"W x 1 1/4"D	19#	\$631
C823	18"H x 48"W x 1 1/4"D	20#	\$641



STACKABLE PRIVACY PANEL FINISHING KITS



Model No.	Description	Wt.	List Price
C9111	180° Privacy Panel Finishing Kit - 18"H	2#	\$53
C9112	180° Privacy Panel Finishing Kit - 27"H	3#	\$70
C9113	180° Privacy Panel Finishing Kit - 36"H	4#	\$90
C9211	90° Two direction Privacy Panel Finishing Kit - 18"H	2#	\$57
C9212	90° Two direction Privacy Panel Finishing Kit - 27"H	3#	\$76
C9213	90° Two direction Privacy Panel Finishing Kit - 36"H	4#	\$92
C9311	90° "T" Connection Privacy Panel Finishing Kit - 18"H	3#	\$65
C9312	90° "T" Connection Privacy Panel Finishing Kit - 27"H	4#	\$84
C9313	90° "T" Connection Privacy Panel Finishing Kit - 36"H	5#	\$100
C9411	90° Four direction Privacy Panel Finishing Kit - 18"H	3#	\$72
C9412	90° Four direction Privacy Panel Finishing Kit - 27"H	4#	\$92
C9413	90° Four direction Privacy Panel Finishing Kit - 36"H	5#	\$111
C9512	Stepped Height Privacy Panel Finishing Kit - Stepped 18"-27"H	3#	\$100
C9513	Stepped Height Privacy Panel Finishing Kit - Stepped 18"-36"H	4#	\$120
C9517	Stepped Height Privacy Panel Finishing Kit - Stepped 27"-36"H	5#	\$147

HOW TO ORDER CSII PRIVACY PANEL FABRIC SCREENS

FABRIC SCREEN OPTIONS

When ordering fabric screens, use the code at right to indicate your fabric option:

C	8	2	8	C	R	A
Product Code				Fabric Option		

Any additional Guilford of Maine fabrics are available with a maximum 4-week production lead time for a nominal upcharge. Contact a Mayline customer service representative for more information.

Corporate Fabrics

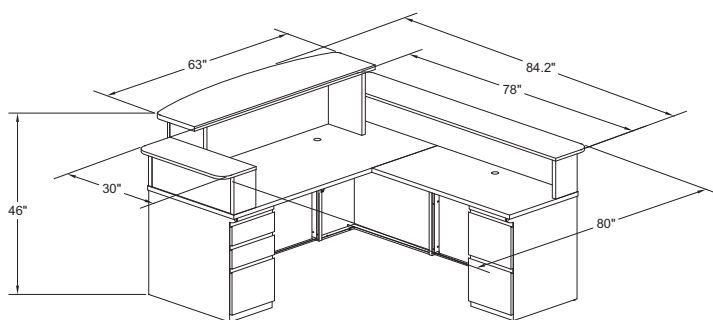
Fabric Color	Order Code
Spinel	
Tiger Eye	STY
Sand Stone	SSS
Guilden	SGL
Lido	
Balboa	BAL
Heartland	LHL
Bryce Canyon	LBC
Mingle	
Crystal	MCT
Khaki	MHK
Biscuit	MBT
Cross Town	
Buff	CBF
Ray	CRA
Fieldstone	CFS
Anchorage	
Goose	AGS
Bailey	
Khaki	BKH
Hopscotch	
Fieldstone	HFS

CSII RECEPTION



Intertek

QUICK-SHIP



CSII RECEPTION DESK TYPICAL – CST27

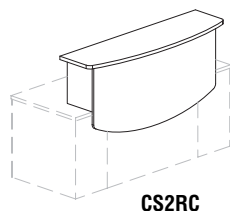
Consists of:

QTY.	MODEL NO.	DESCRIPTION	LIST PRICE EACH
1	C1371	Rectangular Desk, 72" x 30" w/ 1 B/B/F	\$1309
1	C2433	Return, 48" x 24" w/ 1 F/F	\$1062
1	CS2RC	Reception Counter	\$883
1	CS2RS78	Reception Auxiliary Counter 78"W	\$588
1	CS2RS30	Reception Auxiliary Counter 30"W	\$420

CST27

TOTAL: No Match!

RECEPTION COUNTER

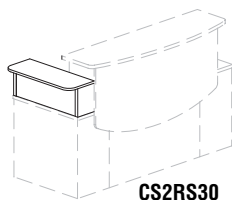


CS2RC

- For rectangular reception desk. To be used on any 72"W x 30"D CSII desk.
- Laminate design.
- 1 1/8" thick bowfront transaction counter.

Model No.	Description	Dimensions	Wt.	List Price
CS2RC	Reception Counter	63"W x 18"D x 17 3/8"H (29"H overall)	115#	\$883

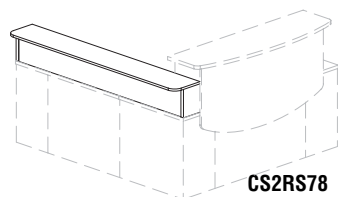
AUXILIARY COUNTER



CS2RS30

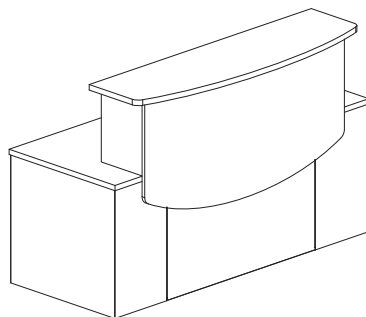
- 30" counter to be used with reception counter on any 72"W x 30"D CSII desk.
- 78" counter to be used with reception counter on any 72"W x 30"D CSII desk and any 48"W CSII return.
- All laminate design.

Model No.	Description	Dimensions	Wt.	List Price
CS2RS30	30" Auxiliary Counter	30"W x 12"D x 10 3/4"H	30#	\$420
CS2RS78	78" Auxiliary Counter	78"W x 12"D x 10 3/4"H	80#	\$588



CS2RS78

CSII RECEPTION DESK TYPICALS

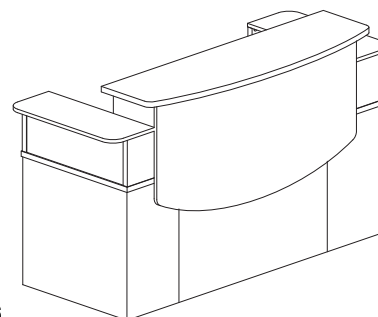


CSII TYPICAL #25

Consists of:

QTY.	MODEL NO.	DESCRIPTION	LIST PRICE EACH
1	C1375	Rect. Desk 72"W x 30"D with 1 B/B/F & 1 F/F Ped	\$1814
1	CS2RC	Reception Counter	\$883

CST25

TOTAL: No Match!

CSII TYPICAL #26

Consists of:

QTY.	MODEL NO.	DESCRIPTION	LIST PRICE EACH
1	C1375	Rect. Desk 72"W x 30"D w/1 B/B/F & 1 F/F Ped	\$1814
1	CS2RC	Reception Counter	\$883
1	CS2RS30	Reception Auxiliary Shelf 30"W	\$420
1	CS2RS30	Reception Auxiliary Shelf 30"W	\$420

CST26

TOTAL: No Match!

CSII™ CONFERENCE TABLES



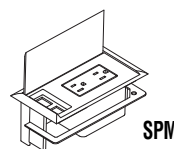
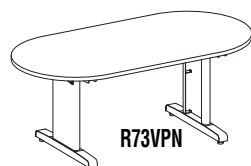
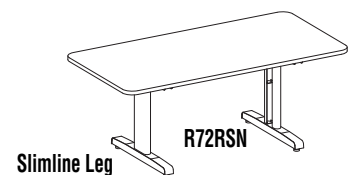
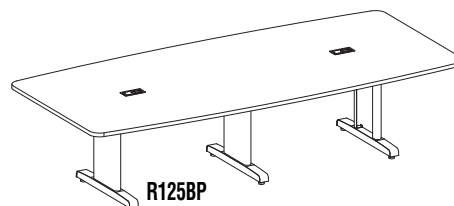
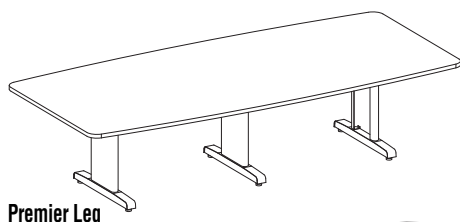
CSII CONFERENCE TABLES

Full-size conference tables with optional power and data modules designed for optional power and data access to operate computers and presentation equipment during meetings.

- All tables are 29"H overall.
- Three shapes of conference surfaces: Racetrack, Boat, and Rectangular.
- Table legs are constructed of 14 gauge steel and available in Mayline's standard black finish.
- Tops constructed of 1 1/8" thick high pressure laminate with t-mold edge.
- Tables can be ordered with black grommets.
- If ordering optional power module, table must be ordered with grommets.
- Slimline legs are 7"W and Premier legs are 13"W. Both have integrated cable channels within table legs.
- All tables standard with two legs, except for 120" with three legs.
- **Base Finish:** List prices shown are for black base finish. The bases can be finished in any other standard finish for a \$50 list upcharge. Add a "C" suffix after the model number and specify standard finish.
- **Work surfaces available in the six e5 colors; see box on page 50 for details.**

Model No.	Description	Slimline Leg Grommets (+S) List Price	Slimline Leg No Grommets (+SN) List Price	Premier Leg Grommets (+P) List Price	Premier Leg No Grommets (+PN) List Price
R73R	72" x 36" Rectangular	\$1298	\$1203	\$1392	\$1354
R73B	72" x 36" Boat-Shaped	\$1298	\$1203	\$1392	\$1354
R73V	72" x 36" Racetrack	\$1298	\$1203	\$1392	\$1354
R84R	84" x 42" Rectangular	\$1464	\$1428	\$1518	\$1482
R84B	84" x 42" Boat-Shaped	\$1464	\$1428	\$1518	\$1482
R84V	84" x 42" Racetrack	\$1464	\$1428	\$1518	\$1482
R94R	96" x 48" Rectangular	\$1500	\$1464	\$1555	\$1519
R94B	96" x 48" Boat-Shaped	\$1500	\$1464	\$1555	\$1519
R94V	96" x 48" Racetrack	\$1500	\$1464	\$1555	\$1519
R95R	96" x 54" Rectangular	\$1537	\$1500	\$1595	\$1556
R95B	96" x 54" Boat-Shaped	\$1537	\$1500	\$1595	\$1556
R95V	96" x 54" Racetrack	\$1537	\$1500	\$1595	\$1556
R104R	108" x 48" Rectangular	\$1710	\$1674	\$1785	\$1746
R104B	108" x 48" Boat-Shaped	\$1710	\$1674	\$1785	\$1746
R104V	108" x 48" Racetrack	\$1710	\$1674	\$1785	\$1746
R105R	108" x 54" Rectangular	\$1845	\$1810	\$1919	\$1883
R105B	108" x 54" Boat-Shaped	\$1845	\$1810	\$1919	\$1883
R105V	108" x 54" Racetrack	\$1845	\$1810	\$1919	\$1883
R124R	120" x 48" Rectangular	\$1977	\$1939	\$2050	\$2013
R124B	120" x 48" Boat-Shaped	\$1977	\$1939	\$2050	\$2013
R124V	120" x 48" Racetrack	\$1977	\$1939	\$2050	\$2013
R125R	120" x 54" Rectangular	\$2086	\$2050	\$2159	\$2124
R125B	120" x 54" Boat-Shaped	\$2086	\$2050	\$2159	\$2124
R125V	120" x 54" Racetrack	\$2086	\$2050	\$2159	\$2124

Model No.	Description	List Price
SPM	Optional Power Module [includes RJ11-Cat 3 coupler (phone) and RJ45 coupler (data)] – 6' power cord.	\$284



WORKSPACES

DESKS & STORAGE

TABLES

SEATING

HIGH DENSITY STORAGE

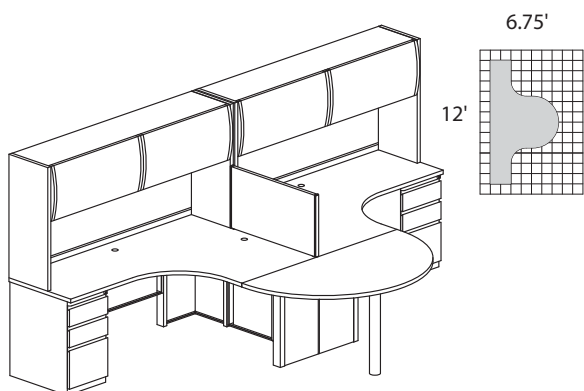
MALLROOM FURNITURE

TECHNOLOGY FURNITURE

DRAFTING FURNITURE

PRODUCT INDEX

CSII TYPICALS

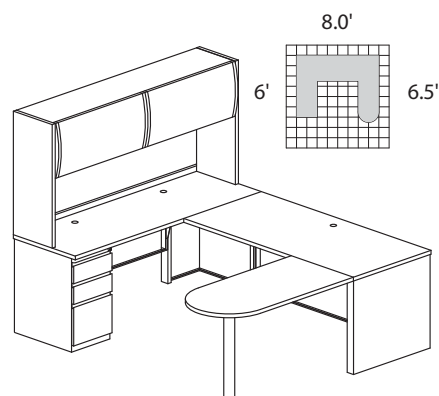


CSII TYPICAL #1

Consists of:

QTY.	MODEL NO.	DESCRIPTION	LIST PRICE EACH
1	C343L1	J Table 72"W x 48"D x 30"H Ret. Left w/One B/B/F	\$1677
1	C343R1	J Table 72"W x 48"D x 30"H Ret. Right w/One B/B/F	\$1677
1	C829	Stackable Fabric Panel 18"H x 33"W	\$582
2	C747	Flipper Door Overhead Unit 72"W x 15"D x 36"H	\$1156
1	C515	Team Table 60"W x 31"H	\$699
2	C867	Fabric Tack Panel for Overhead 69 1/4"W x 17"H	\$358

CST1

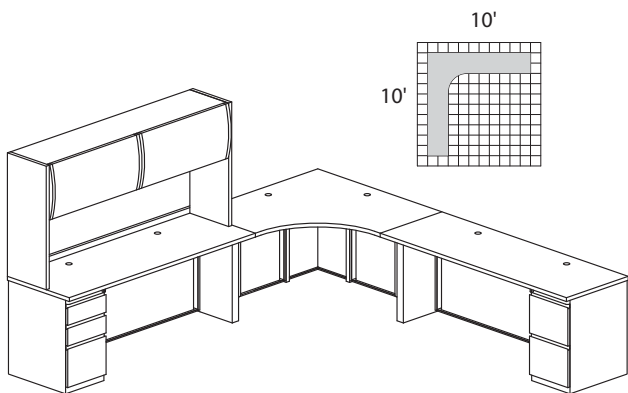
TOTAL: \$7663

CSII TYPICAL #2

Consists of:

QTY.	MODEL NO.	DESCRIPTION	LIST PRICE EACH
1	C1171	Credenza 72"W x 24"D w/One B/B/F	\$1288
1	C2576	Return 72"W x 30"D	\$887
1	C673	Peninsula Table 48"W x 24"D	\$667
1	C747	Flipper Door Overhead Unit 72"W x 15"D x 36"H	\$1156
1	C867	Fabric Tack Panel for Overhead 69 1/4"W x 17"H	\$358

CST2

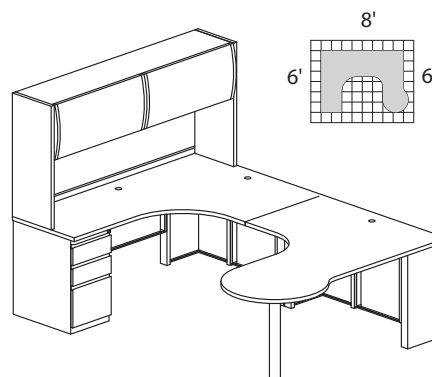
TOTAL: \$4356

CSII TYPICAL #3

Consists of:

QTY.	MODEL NO.	DESCRIPTION	LIST PRICE EACH
1	C542	Corner Desk 24"D x 42"W x 42"W x 24"H	\$1133
1	C2471	Return 72"W x 24"D w/One B/B/F	\$1253
1	C2473	Return 72"W x 24"D w/One F/F	\$1253
1	C747	Flipper Door Overhead Unit 72"W x 15"D x 36"H	\$1156
1	C867	Fabric Tack Panel for Overhead 69 1/4"W x 17"H	\$358

CST3

TOTAL: \$5153

CSII TYPICAL #4

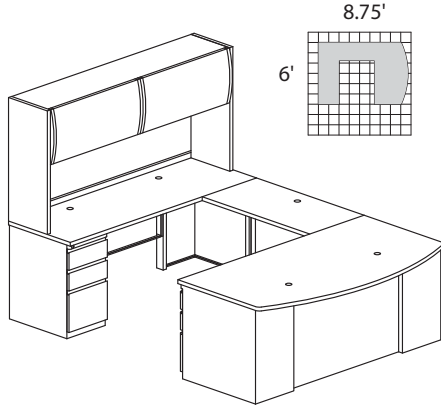
Consists of:

QTY.	MODEL NO.	DESCRIPTION	LIST PRICE EACH
1	C343R1	J Table 72"W x 48"D x 30"H Ret. Right w/One B/B/F	\$1677
1	C483L	P Table 72"W x 48"D x 30"H Ret. Left w/Conference End	\$1333
1	C747	Flipper Door Overhead Unit 72"W x 15"D x 36"H	\$1156
1	C867	Fabric Tack Panel for Overhead 69 1/4"W x 17"H	\$358

CST4

TOTAL: \$4524

CSII TYPICALS

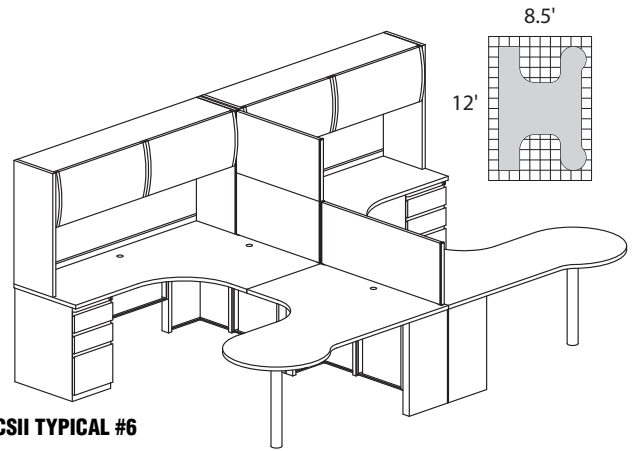


CSII TYPICAL #5

Consists of:

QTY.	MODEL NO.	DESCRIPTION	LIST PRICE EACH
1	C1971	Bowfront Desk 72"W x 39"D w/ One B/B/F	\$1480
1	C282T	Straight Bridge 42"W x 21"D	\$384
1	C1171	Credenza 72"W x 24"D w/ One B/B/F	\$1288
1	C747	Flipper Door Overhead Unit 72"W x 15"D x 36"H	\$1156
1	C867	Fabric Tack Panel for Overhead 69 1/4"W x 17"H	\$358

CST5 TOTAL: \$4666

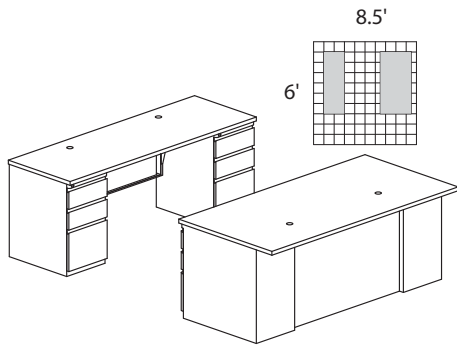


CSII TYPICAL #6

Consists of:

QTY. NO.	MODEL	DESCRIPTION	LIST PRICE EACH
1	C343L1	J Table 72"W x 48"D x 30"H Ret. Left w/ One B/B/F	\$1677
1	C343R1	J Table 72"W x 48"D x 30"H Ret. Right w/ One B/B/F	\$1677
1	C483L	P Table 72"W x 48"D x 30"H Ret. Left w/ Conf. End	\$1333
1	C483R	P Table 72"W x 48"D x 30"H Ret. Right w/ Conf. End	\$1333
2	C747	Flipper Door Overhead Units 72"W x 15"D x 36"H	\$1156
2	C867	Fabric Tack Panels for Overhead 69 1/4"W x 17"H	\$358
4	1505TL	Optional Task Lights	\$314
2	C829	Stackable Fabric Panels 33"W x 18"H	\$582
1	C823	Stackable Fabric Panel 48"W x 18"H	\$641
1	C9513	Stepped Height Privacy Panel Finishing Kit	\$120

CST6 TOTAL: \$12229

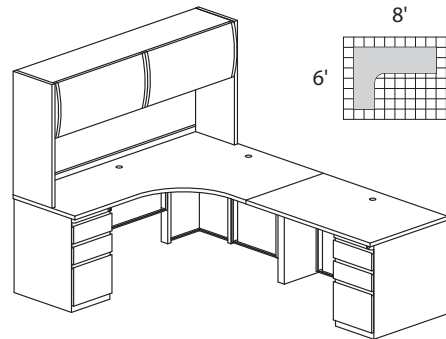


CSII TYPICAL #7

Consists of:

QTY. NO.	MODEL	DESCRIPTION	LIST PRICE EACH
1	C1675	Desk 72"W x 36"D w/One B/B/F and One F/F	\$1882
1	C1172	Credenza 72"W x 24"D w/Two B/B/F	\$1779

CST7 TOTAL: \$3661



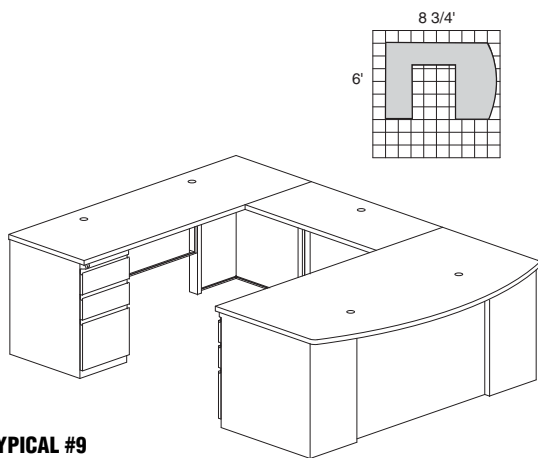
CSII TYPICAL #8

Consists of:

QTY. NO.	MODEL	DESCRIPTION	LIST PRICE EACH
1	C343R1	J Table 72"W x 48"D x 30" Ret. Right w/ One B/B/F	\$1677
1	C2531	Return 48"W x 30"D w/ One B/B/F	\$1120
1	C747	Flipper Door Overhead Unit 72"W x 15"D x 36"H	\$1156
1	C867	Fabric Tack Panel for Overhead 69 1/4"W x 17"H	\$358

CST8 TOTAL: \$4311

CSII TYPICALS

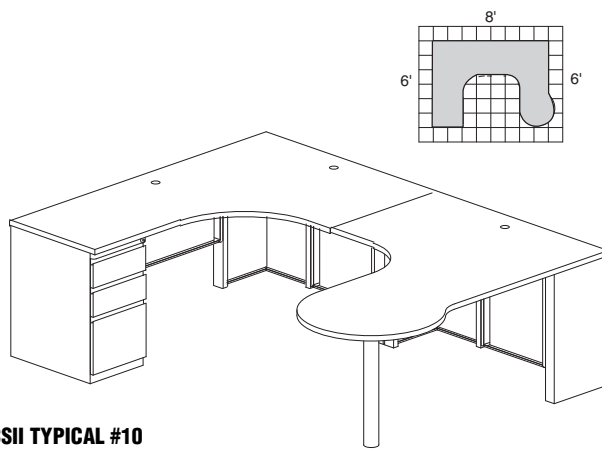


CSII TYPICAL #9

Consists of:

QTY.	MODEL NO.	DESCRIPTION	LIST PRICE EACH
1	C1971	Bowfront Desk 72"W x 39"D w/One B/B/F	\$1480
1	C1171	Credenza 72"W x 24"D w/One B/B/F	\$1288
1	C282T	Straight Bridge 42"W x 24"D	\$384

CST9 TOTAL: \$3152

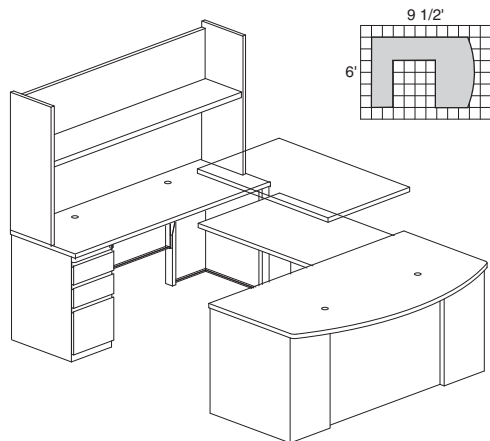


CSII TYPICAL #10

Consists of:

QTY.	MODEL NO.	DESCRIPTION	LIST PRICE EACH
1	C343R1	J Table 72"W x 48"D x 30"D Ret. Right w/One B/B/F	\$1677
1	C483L	P Table 72"W x 48"D x 30"D Ret. Left w/Conf. End	\$1333

CST10 TOTAL: \$3011

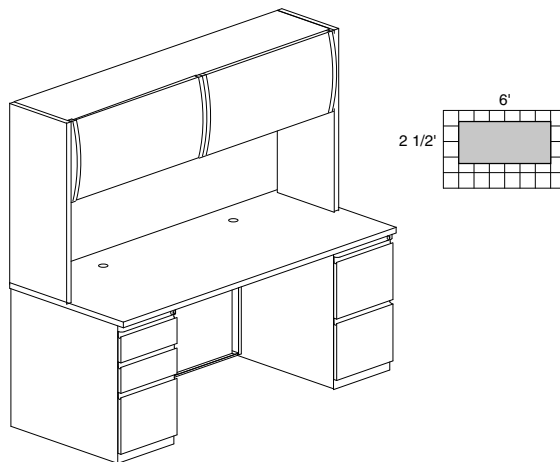


CSII TYPICAL #14

Consists of:

QTY.	MODEL NO.	DESCRIPTION	LIST PRICE EACH
1	C1971	Bowfront Desk 72"W x 39"D w/One B/B/F	\$1480
1	C1171	Credenza 72"W x 24"D w/One B/B/F	\$1288
1	C48A	Height Adjustable Bridge 48"W x 24"D	\$2134
1	C777	Overhead Open Shelf 72"W x 14"D x 36"H	\$655
1	C867	Fabric Tack Panel for Overhead 69"W x 1/2"D x 17"H	\$358

CST14 TOTAL: \$5915



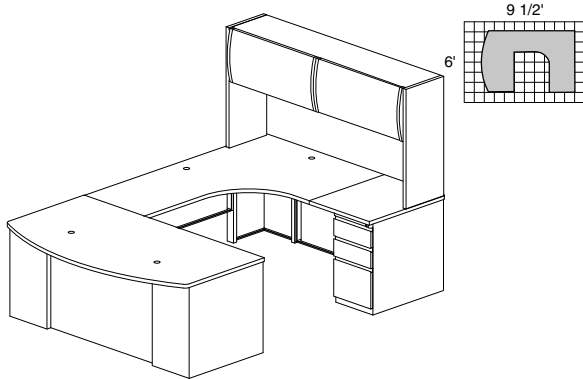
CSII TYPICAL #18

Consists of:

QTY.	MODEL NO.	DESCRIPTION	LIST PRICE EACH
1	C1375	Desk 72"W x 30"D w/One B/B/F and One F/F	\$1814
1	C747	Flipper Door Overhead Unit 72"W x 15"D x 36"H	\$1156
1	C867	Fabric Tack Panel for Overhead 69"W x 1/2"D x 17"H	\$358

CST18 TOTAL: \$3328

CSII TYPICALS



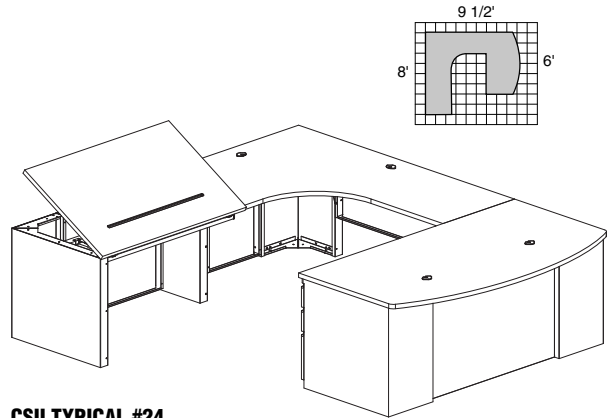
CSII TYPICAL #19

Consists of:

QTY. NO.	MODEL	DESCRIPTION	LIST PRICE EACH
1	C1971	Bowfront Desk 72"W x 39"D w/One B/B/F	\$1480
1	C343R6	J Table 72"W x 48"D x 30"D Return Right	\$1319
1	C2581	Return 24"W x 30"D w/One B/B/F	\$976
1	C747	Flipper Door Overhead Unit 72"W x 15"D x 36"H	\$1156
1	C867	Fabric Tack Panel for Overhead 69"W x 1/2"D x 17"H	\$358

CST19

TOTAL: \$5289



CSII TYPICAL #24

Consists of:

QTY. NO.	MODEL	DESCRIPTION	LIST PRICE EACH
1	C1971	Bowfront Desk 72"W x 39"D w/One B/B/F	\$1480
1	C343L6	J Table 72"W x 48"D x 30"D Return Left	\$1319
1	C48TR	Tilt Top Return Table 48"W x 30"D	\$1190

CST24

TOTAL: \$3989

COMMUNICATION STATION® FREESTANDING WORKTABLES

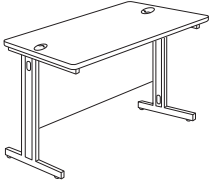


GSA

FREESTANDING WORKTABLES

Select Communication Station Free Standing Worktables for stand-alone applications are available. Please refer back to the CSII section for all desking accessories and storage features. There is one wire management grommet at each end of 42", 48", 60" and 72" wide worktables and a wire port in each leg upright. Modesty panel included. Legs are universal, left and right.

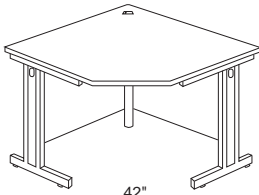
24" deep worktables—desk height



Model No.	Dimensions	Wt.	List Price
243029	30"W x 24"D x 29 1/2"H	56#	\$695
243629	36"W x 24"D x 29 1/2"H	62#	\$738
244829	48"W x 24"D x 29 1/2"H	76#	\$853
246029	60"W x 24"D x 29 1/2"H	91#	\$965
247229	72"W x 24"D x 29 1/2"H	107#	\$1081

* No grommet on 30" and 36" widths. 30" wide worktables will not accept any keyboard options

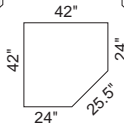
CORNER UNITS



Corner units can be used as freestanding worktables or as part of a larger configuration. Connecting brackets included. Grommet is provided at rear of unit. Modesty panels are standard.

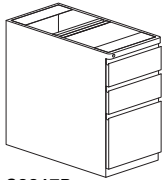
Corner Units for 24" Deep Workstations

Model No.	Dimensions	Wt.	List Price
242229	42"W x 24"D x 29 1/2"H	87#	\$1284

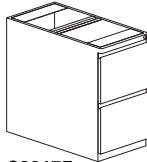


PEDESTALS

- Full width "J" style pulls.
- Full extension ball bearing slides.
- Locks standard.
- Leveling glides have 5/8" of adjustability.
- Supports letter and legal file widths.
- Unique recessed base design allows casters to be added without adding additional height to the pedestal.



C8817B



C8817F

Model No.	Dimensions	Wt.	List Price
C8817B	15"W x 17 1/2"D x 28"H - B/B/F	50#	\$596
C8817F	15"W x 17 1/2"D x 28"H - F/F	48#	\$596
C8817M	17"D - Mobile Kit	28#	\$83

KEEP™ MODULAR WALL SYSTEMS



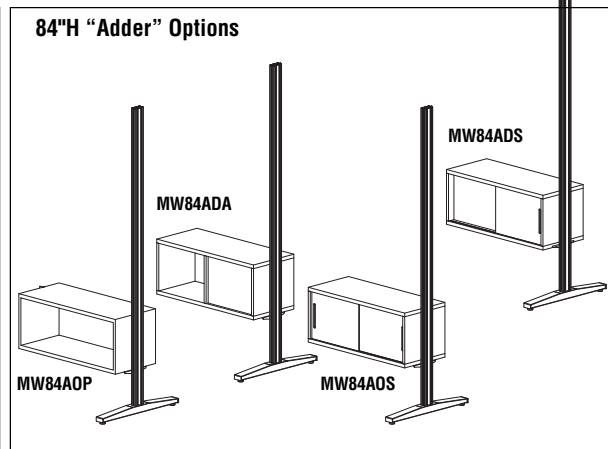
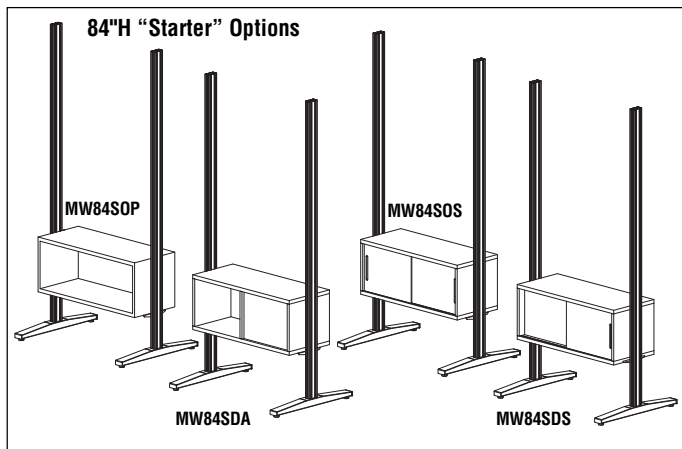
Keep™ Modular Wall System (patent pending) is a storage-wall solution that improves productivity by providing ready access to materials, dividing and defining space, and enhancing privacy. It is easily adaptable to changing needs.

- Cabinet at base of each section required.
- Maximum weight to be placed on the lower portion of the wall.
- Cabinets, shelves, panels are infinitely adjustable on the uprights by utilizing enclosed mounting brackets and hardware.
- Two Channels within the upright provide 2 contact points for each cabinet bracket; providing additional strength and anti-slipping support.
- Maximum 100# live load capacity per cabinet/shelf – evenly distributed. Maximum 300# per 84" upright.
- Maximum 3 cabinets per 84" upright section, maximum 2 cabinets per 42" upright section.
- Available w/polished aluminum uprights, tech silver feet and e5 cabinet finishes.
- Black glides with 3/8" stem and 1" of adjustability.
- Minimal assembly required.

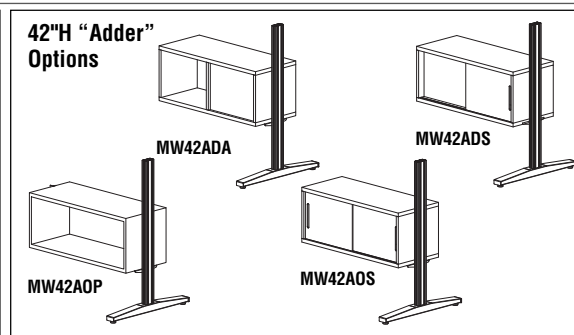
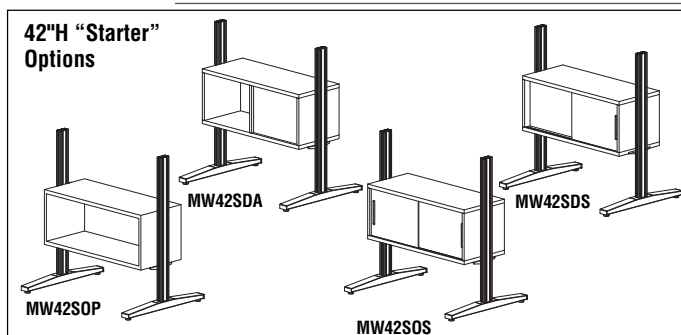
KEEP BUILD-A-WALL WITH STARTER KITS AND ADDER OPTIONS

- 1] Select Starter Kit Size (84" or 42") with cabinet style of your choice.
- 2] Add additional components (*see optional component section*) to build your wall.
- 3] If more than 1 wall section is desired, select appropriate Adder Typical and additional components to extend wall horizontally.

Model No.	Description	Dimensions	List Price
84"H Starter Wall Configurations			
MW84SOP	Starter Wall w/Open Cabinet	39"W x 28"D x 84"H	\$1499
MW84SDA	Starter Wall w/Dual Access Cabinet	39"W x 28"D x 84"H	\$1529
MW84SOS	Starter Wall w/Open Cabinet w/2 Sliding Doors	39"W x 28"D x 84"H	\$1899
MW84SDS	Starter Wall w/Dual Access Cabinet w/1 Sliding Door each side	39"W x 28"D x 84"H	\$1949
84"H Adder Wall Configurations			
MW84AOP	Adder Wall w/Open Cabinet	39"W x 28"D x 84"H	\$1099
MW84ADA	Adder Wall w/Dual Access Cabinet	39"W x 28"D x 84"H	\$1129
MW84AOS	Adder Wall w/Open Cabinet w/2 Sliding Doors	39"W x 28"D x 84"H	\$1499
MW84ADS	Adder Wall w/Dual Access Cabinet w/1 Sliding Door each side	39"W x 28"D x 84"H	\$1549



Model No.	Description	Dimensions	List Price
42"H Starter Wall Configurations			
MW42SOP	Starter Wall w/Open Cabinet	39"W x 28"D x 42"H	\$1299
MW42SDA	Starter Wall w/Dual Access Cabinet	39"W x 28"D x 42"H	\$1329
MW42SOS	Starter Wall w/Open Cabinet w/2 Sliding Doors	39"W x 28"D x 42"H	\$1699
MW42SDS	Starter Wall w/Dual Access Cabinet w/1 Sliding Door each side	39"W x 28"D x 42"H	\$1749
42"H Adder Wall Configurations			
MW42AOP	Adder Wall w/Open Cabinet	37 1/2"W x 28"D x 42"H	\$899
MW42ADA	Adder Wall w/Dual Access Cabinet	37 1/2"W x 28"D x 42"H	\$929
MW42AOS	Adder Wall w/Open Cabinet w/2 Sliding Doors	37 1/2"W x 28"D x 42"H	\$1299
MW42ADS	Adder Wall w/Dual Access Cabinet w/1 Sliding Door each side	37 1/2"W x 28"D x 42"H	\$1349



WORKSPACES
 DESKS & STORAGE
 TABLES
 SEATING
 HIGH DENSITY STORAGE
 MAILROOM FURNITURE
 TECHNOLOGY FURNITURE
 DRAFTING FURNITURE
 PRODUCT INDEX

KEEP™ MOBILE WALL

Ever-changing walls for ever-changing business

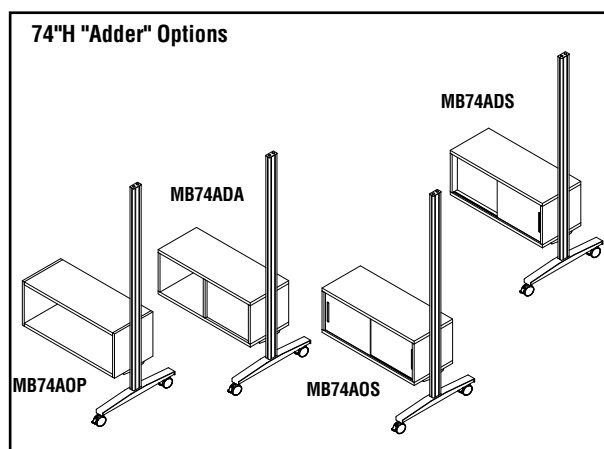
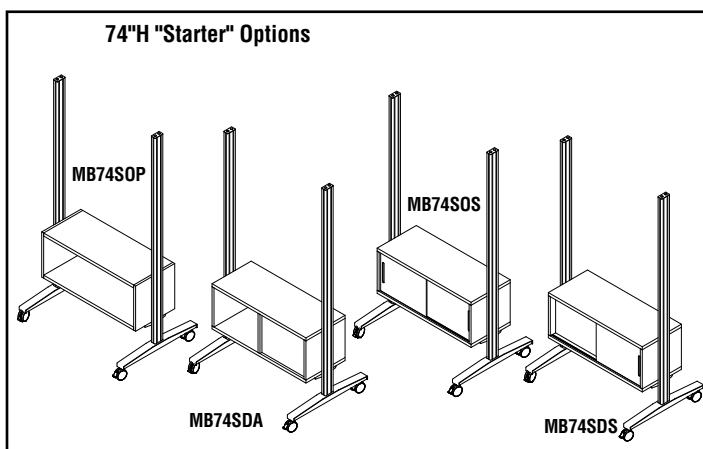
Keep™ has gone mobile! Keep Mobile incorporates a variety of white board/tack board combinations, shelves or flat panel monitor brackets to the starter storage unit to improve productivity and easily move unit from room-to-room.

Keep Mobile is 74" high to ensure doorway passage.

KEEP™ BUILD-A-MOBILE-WALL

- 1] Select Starter Kit with cabinet style of your choice
- 2] Add additional components (see optional component section) to build your wall
- 3] If more than 1 wall section is desired, select appropriate Adder Typical and additional components to extend wall horizontally.

Model No.	Description	Dimensions	List Price
74" Starter Mobile Wall Configurations			
MB74SOP	74" Starter with Open Cabinet	39"W x 28"D x 74"H	\$1499
MB74SDA	74" Starter with Dual Access Cabinet	39"W x 28"D x 74"H	\$1529
MB74SOS	74" Starter w/Open w/2 Sliding Doors	39"W x 28"D x 74"H	\$1899
MB74SDS	74" Starter w/Dual Access w/1 Sliding Door on each side	39"W x 28"D x 74"H	\$1949
74"H Adder Mobile Wall Configurations			
MB74AOP	74" Adder w/Open Cabinet	39"W x 28"D x 74"H	\$1099
MB74ADA	74" Adder w/Dual Access Cabinet	39"W x 28"D x 74"H	\$1129
MB74AOS	74" Adder w/Open w/2 Sliding Doors	39"W x 28"D x 74"H	\$1499
MB74ADS	74" Adder w/Dual Access w/1 Sliding Door each side	39"W x 28"D x 74"H	\$1549



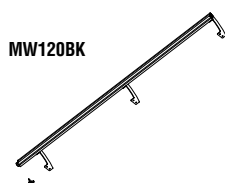
Note: Refer to page 78 for three Keep Mobile Typicals - Idea Starters

KEEP OPTIONAL COMPONENTS

KEEP MODULAR WALL - 90 AND 120 DEGREE KITS

Make your Keep wall into a more private area for meetings or media conferences by adding a 90 or 120 degree corner.

- Corner Kit consists of (1) appropriately sized aluminum upright (42" or 84") with bottom plate and leveler - no foot, (3) angled brackets to install top, bottom and middle between extrusions and (1) hardware bag.
- Extra bottom plate and leveler included in hardware bag for use if additional unit foot is removed.
- Kits used as adders to existing or new starter units.

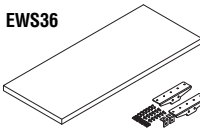


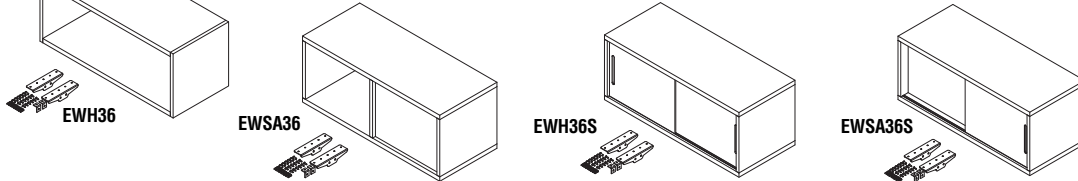
Model No.	Dimensions	Hardware Included	List Price
MW90BK	84" H Upright w/ leveler	(3) brackets 11.75" W ea.	\$525
MW90BKS	42" H Upright w/ leveler	(3) brackets 11.75" W ea.	\$395
MW120BK	84" H Upright w/ leveler	(3) brackets 8.00" W ea.	\$510
MW120BKS	42" H Upright w/ leveler	(3) brackets 8.00" W ea.	\$380

CABINET KITS (ATTACHMENT HARDWARE INCLUDED)



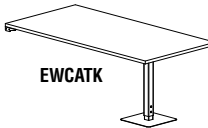
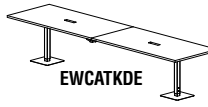

- All Cabinets/Shelf are 36"W.
- Sliding doors only available in white (writable) acrylic.
- EWSA36 and EWSA36S are dual-access.

	Model No.	Description	Dimensions	Wt.	List Price
	EWS36	Flat Shelf	36"W x 15 1/4"D x 1"H	20#	\$340
	EWH36	Open (No Doors/1-Sided)	36"W x 15 1/4"D x 15"H	78#	\$494
	EWSA36	2-Sided	36"W x 15 1/4"D x 15"H	81#	\$560
	EWH36S	Open w/2 Sliding Doors (optional Tack Board back)	36"W x 15 1/4"D x 15"H	85#	\$769
	EWSA36S	2-Sided w/1 Sliding Door per Side (optional 1/2 Tack Board)	36"W x 15 1/4"D x 15"H	85#	\$824



CANTILEVERED WORK SURFACES

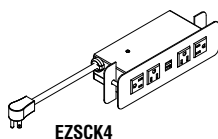
- Cantilevered surface kits include work surface, optional manufactured cutouts, adjustable height leg to accommodate seated and standing height and hardware kit
- Options to have manufactured grommet cutouts for the EZSCK4 electrical kit or a conferencing unit available
- EZSCK4 module consists of (4) power, (2) 2.1 amp USB and a 108 plug-in cord. Available in Silver, Gloss White and Black
- Work surfaces available in six e5 TFL colors ; HPL options also available.

	Model No.	Description	Dimensions	List Price	HPL List + H
	EWCATK	Cantilevered Surface, no cutout	72" W x 36" D x 29-42" H	\$995	\$1045
	EWCATKE	Cantilevered Surface w/mfd electrical module cutout cutout 2.00" W x 8.25" L for EZSCK4 only. Kit listed below.	72" W x 36" D x 29-42" H	\$1020	\$1090
	EWCATKM	Cantilevered Surface w/mfd cutout 7.50" W x 12.125" L to accommodate Meeting/conferencing unit.	72" W x 36" D x 29-42" H	\$1035	\$1110
	EWCATKD	Dual Tables - each side of keep unit; No Cutouts	72" W x 36" D x 29-42" H	\$1990	\$2090
	EWCATKDE	Dual tables - each side of Keep unit w/mfd. electrical module cutout 2.00" W x 8.25" L for EZSCK4 only. Kit listed below.	72" W x 36" D x 29-42" H	\$2040	\$2180
	EWCATKDM	Dual tables - each side of Keep unit w/mfd. cutout 7.50" W x 12.125" L to accommodate Meeting/conferencing unit.	72" W x 36" D x 29-42" H	\$2070	\$2220
	EWCHTK	Hexagon surface, no cutouts	84" W x 36-60" D x 29-42" H	\$2335	\$2385
	EWCHTKE	Hexagon surface w/mfd. electrical module cutout cutout 2.00" W x 8.25" L for EZSCK4 only. Kit listed below.	84" W x 36-60" D x 29-42" H	\$2390	\$2460
	EWCHTKM	Hexagon surface - w/mfd. cutout 7.5" W x 12.125" L to accommodate Meeting/conferencing unit.	84" W x 36-60" D x 29-42" H	\$2405	\$2480

SURFACE ELECTRICAL KITS - PLUG IN

- Each kit is for one cutout. Would need to order two kits for dual tables.
- USB ports are 2.1 amps

Model No.	Description	Power/USB Details	List Price
EZSCK4S	Keep Cantilevered Table Electrical Kit - Silver flush module base	4 power receptacles, 2 USB connectors with 108" plug-in cord.	\$575
EZSCK4W	Keep Cantilevered Table Electrical Kit - Gloss White flush module base	4 power receptacles, 2 USB connectors with 108" plug-in cord.	\$575
EZSCK4B	Keep Cantilevered Table Electrical Kit - Black flush module base	4 power receptacles, 2 USB connectors with 108" plug-in cord.	\$575



WORKSPACES
 DESKS & STORAGE
 TABLES
 SEATING
 HIGH DENSITY STORAGE
 MAILROOM FURNITURE
 TECHNOLOGY FURNITURE
 DRAFTING FURNITURE
 PRODUCT INDEX

MEETING/CONFERENCE UNITS

- Two options for collaborative meeting technology
- Stationary inset self-contained unit w/ sliding doors for easy access to power receptacles, telecom plates and USB charging ports as well as the HDMI components
- Convert any space into a collaborative space with the portable unit, easy-to-use technology solution
- Up to 4 users can share ideas on one screen with a simple push of a button
- Stationary unit - Silver; portable unit - gloss white

Model No.	Description	Dimensions	List Price
EZMR	Grommet Mounted HDMI Stationary Unit Includes 4 power, 4 2.1A USB charging ports, 4 HDMI Show Me cables, HDMI 4 position switch box 2 plate cutouts, 15' HDMI monitor cable, 108" cord.	13.2" W x 7.95" D x 9.37" H	Call for quotation
EZGA	Portable Meeting Technology includes 4 power, 4 2.1A USB charging ports, 4 HDMI Show Me cables, HDMI 4 position switch box 15' HDMI monitor cable, 108" cord, and Black Carry Case.	14.74" W x 11.75" D x 4.58" H	Call for quotation

PANEL KITS (ATTACHMENT HARDWARE INCLUDED)

- Panels available in a variety of sizes dependent upon material.
- Attachment Hardware included.
- Two-Sided.
- Can be positioned anywhere within the upright channel.

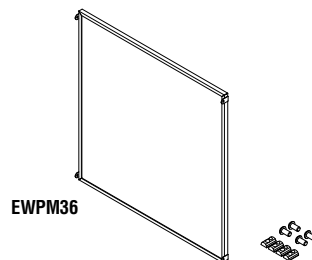
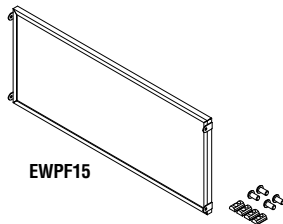
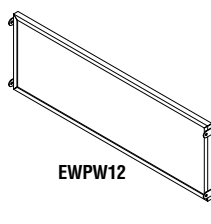
Model No.	Dimensions	List Price
Two-Sided HPL Dry Erase Boards		
EWPW12	35 3/4"W x 12"H	\$299
EWPW15	35 3/4"W x 15"H	\$379
EWPW30	35 3/4"W x 30"H	\$499
EWPW36	35 3/4"W x 36"H	\$549

Model No.	Dimensions	Std. List Price	Prem.+P)*
Two-Sided Same (1) Fabric on Both Sides (Select Guilford of Maine Panel Fabric)*			
EWPF12	35 3/4"W x 12"H	\$399	\$499
EWPF15	35 3/4"W x 15"H	\$479	\$579
EWPF30	35 3/4"W x 30"H	\$669	\$769
EWPF36	35 3/4"W x 36"H	\$649	\$749
Two-Sided (2) Fabric - Different fabric on each side (Select Guilford of Maine Panel Fabric)*			
EWFFF12	35 3/4"W x 12"H	\$419	\$519
EWFFF15	35 3/4"W x 15"H	\$499	\$599
EWFFF30	35 3/4"W x 30"H	\$589	\$689
EWFFF36	35 3/4"W x 36"H	\$669	\$769

Model No.	Dimensions	List Price
Two-Sided Porcelain-Coated Steel over MDF on Both Sides (Magnetic White)		
EWPM12	35 3/4"W x 12"H	\$449
EWPM15	35 3/4"W x 15"H	\$529
EWPM30	35 3/4"W x 30"H	\$629
EWPM36	35 3/4"W x 36"H	\$699

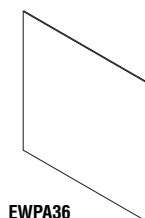
Model No.	Dimensions	Std. List Price	Prem.+P)*
One-Sided Porcelain-Coated Steel over MDF (Magnetic White) / One-Side Fabric			
EWPFM12	35 3/4"W x 12"H	\$680	\$730
EWPFM15	35 3/4"W x 15"H	\$720	\$770
EWPFM30	35 3/4"W x 30"H	\$790	\$840
EWPFM36	35 3/4"W x 36"H	\$900	\$950

* Select fabric from Guilford of Maine panel fabric. Fabrics listed in Mayline Corporate Color Program are "standard", any other Guilford panel fabric is considered "premier" add (+P) to model and use (Prem. + P) pricing above



ACRYLIC PANELS

- Insert in slot / held in place with gray silicone gasket included.
- Available as **standard** in frosted acrylic to match e5 panels or in white acrylic (writable) to match e5 sliding doors on overhead cabinets.
- Additional acrylic color options are available at an additional cost. ***Add "C"** to the model number and choose from the following colors: Laguna (turquoise), Sunshine (yellow), Pumpkin (orange), Kiwi (light green), Tomato (red)*
- Note: These acrylic color options are applicable to the Keep acrylic panels only; and are NOT the same color options as the e5 colored glass door options.



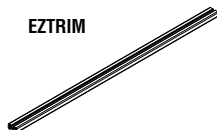
EWPA36

Model No.	Dimensions	List Price/ Frosted or White	*List Price / Other Colors - Add "C" after Model #
EWPA12	35 3/4"W x 12"H	\$155	\$225
EWPA15	35 3/4"W x 15"H	\$175	\$265
EWPA18	35 3/4"W x 18"H	\$215	\$325
EWPA24	35 3/4"W x 24"H	\$280	\$430
EWPA30	35 3/4"W x 30"H	\$435	\$605
EWPA36	35 3/4"W x 36"H	\$450	\$640
EWPA50	35 3/4"W x 50"H	\$645	\$875
EWPA60	35 3/4"W x 60"H	\$775	\$775

* View available options at www.mayline.com or www.acrylite.net. Acrylite Satinice options only.

ACRYLIC PANEL TRIM KITS

- Aluminum extruded top trim piece for use with single or back-to-back acrylic panels installed in Keep Modular Walls. Made of same material as Keep uprights.
- Must be installed in conjunction with acrylic panels and the gasket that holds the panel in place.



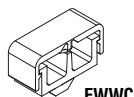
EZTRIM

Model No.	Dimensions	List Price
EZTRIM	36"W x .75"H X 1.5"D	\$75
EZTRIMD	36"W x .75"H X 3.0"D	\$115



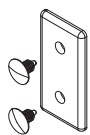
EZTRIMD

ACCESSORIES



EWWC

Model No.	Description	Dimensions	List Price
Wire Management Cable Clip			
EWWC	Cable Clip for wire management.	1 1/2"W x 1"D	\$12



EWTCC

Top Caps – Needed on 42" Only			
EWTCC	Gray Top Caps.	1 1/2"W x 3"D	\$9

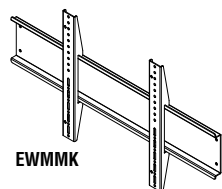
Back of Dual-Access Cabinet Option			Std.	Prem. (+P)
EZTKB16	Tack Board.*	16 1/2"W x 12 1/2"D x 1/2"H	\$110	\$195
EZDEB16	Dry Erase Board.	16 1/2"W x 12 1/2"D x 1/2"H	\$130	N/A

Marker Tray – Sized to fit half of the back of EWSA36 & EWSA36S Cabinets			
EWTRAY	Aluminum Extruded Tray.	36"W x 3"D x 3/4"H	\$179

Back of 1-sided Cabinet Options (EWH36)				
EZTKB36	Tack Board.*		\$160	\$239
EZDEB36	Dry Erase Board.		\$170	N/A

MONITOR MOUNT BRACKET KIT

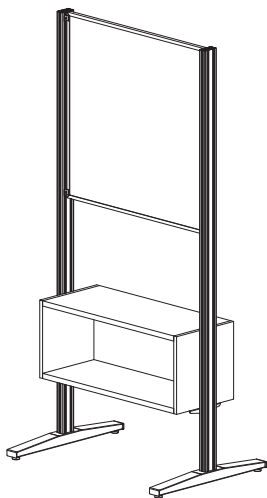
- 3 piece kit - horizontal brace and (2) vertical brackets (screen mounting patterns vary by manufacturer brackets should accommodate most screen VESA patterns.)
- Maximum weight load per monitor - 100 # per 74" or 84" H Keep Unit
- Can be mounted on Keep Mobile and Keep Stationary Wall systems.



EWMMK

Model No.	Dimensions	List Price
EWMMK	39" W x 7." H - Monitor Mount 20.5" H x 2.25" W - Vertical bracket	\$250

KEEP™ SERIES IDEA STARTERS

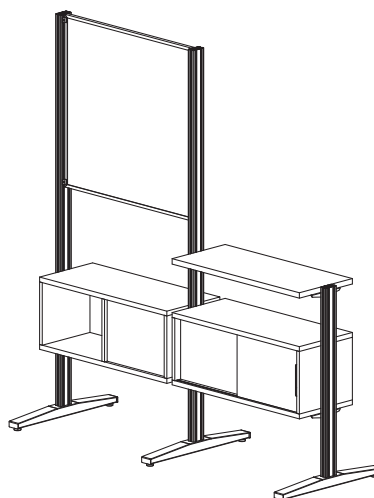


KEEP TYPICAL #1

Consists of:

QTY.	MODEL NO.	DESCRIPTION	LIST PRICE EACH
1	MW84SOP	84"H Starter with Open Cabinet	\$1499
1	EWPW36	36"W x 36"H Two-Sided Dry Erase Board	\$549

TOTAL: \$2048

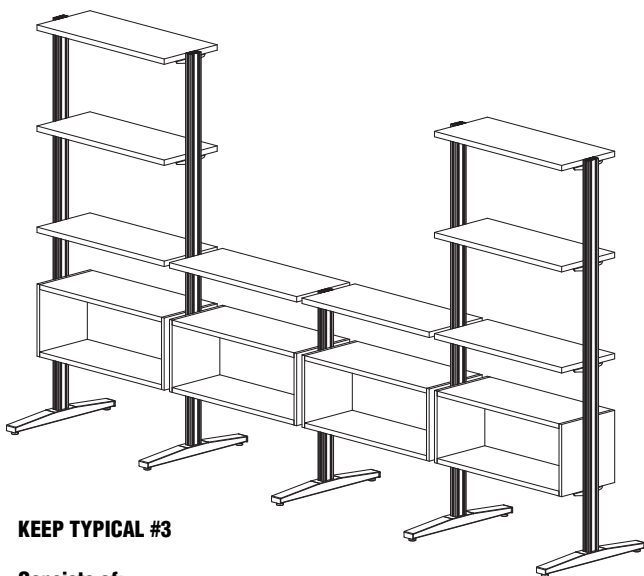


KEEP TYPICAL #2

Consists of:

QTY.	MODEL NO.	DESCRIPTION	LIST PRICE EACH
1	MW84SDA	84"H Starter with Dual Access Cabinet	\$1529
1	EWPW36	36"W x 36"H Whiteboard	\$549
1	MW42ADS	42"H Adder w/Dual Access with 1 Sliding Door per Side	\$1349
1	EWS36	Flat Shelf	\$340

TOTAL: \$3767

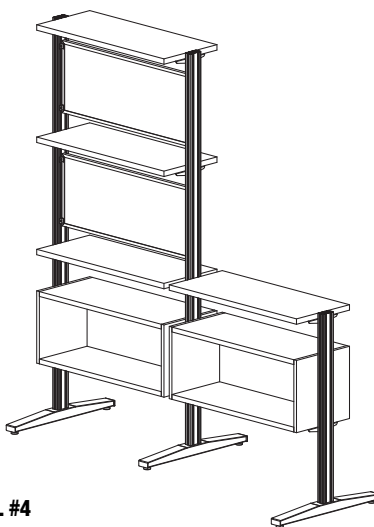


KEEP TYPICAL #3

Consists of:

QTY.	MODEL NO.	DESCRIPTION	LIST PRICE EACH
2	MW84SOP	84"H Starter with Open Cabinet	\$1499
8	EWS36	Flat Shelves	\$340
1	MW42AOP	42"H Adder with Open Cabinet	\$899
1	EWH36	Open Cabinet	\$494

TOTAL: \$7511

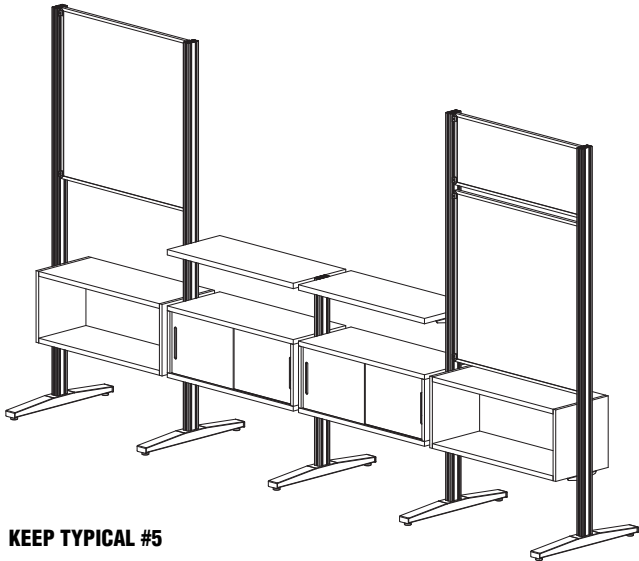


KEEP TYPICAL #4

Consists of:

QTY.	MODEL NO.	DESCRIPTION	LIST PRICE EACH
1	MW84SOP	84"H Starter with Open Cabinet	\$1499
1	MW42AOP	42"H Adder with Open Cabinet	\$899
4	EWS36	Flat Shelves	\$340
2	EWP12	36"W x 12"H Two-Sided Tack Panel	\$399

TOTAL: \$4556

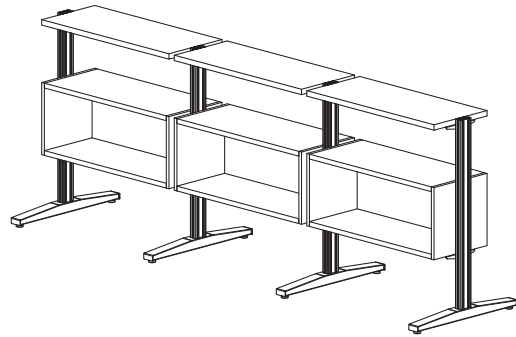


KEEP TYPICAL #5

Consists of:

QTY.	MODEL NO.	DESCRIPTION	LIST PRICE EACH
2	MW84SOP	84"H Starter with Open Cabinet	\$1499
1	MW42AOS	42"H Adder with Dual Sliders	\$1299
1	EWH36S	Dual Slider Cabinet	\$769
2	EWS36	Flat Shelves	\$340
2	EWPW36	Dual-Sided Whiteboard	\$549
1	EWPF12	36"W x 12"H Tackboard	\$399

TOTAL: \$7243

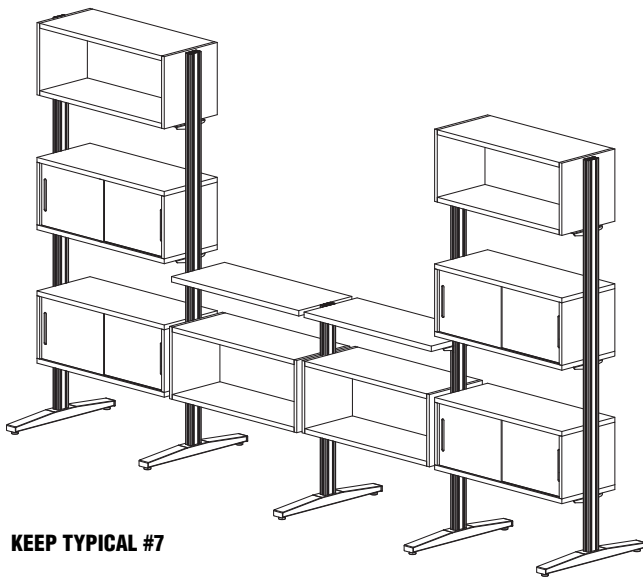


KEEP TYPICAL #6

Consists of:

QTY.	MODEL NO.	DESCRIPTION	LIST PRICE EACH
1	MW42SOP	42"H Starter with Open Cabinet	\$1299
2	MW42AOP	42"H Adder with Open Cabinet	\$899
3	EWS36	Flat Shelves	\$340

TOTAL: \$4117

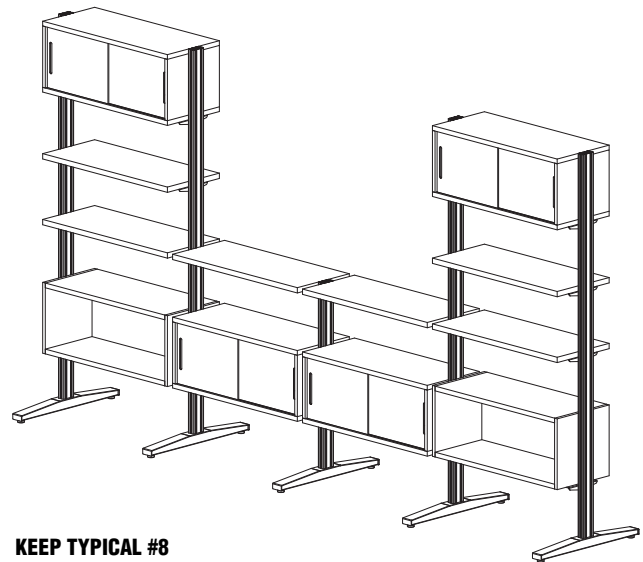


KEEP TYPICAL #7

Consists of:

QTY.	MODEL NO.	DESCRIPTION	LIST PRICE EACH
2	MW84SOS	84"H Starter with 2 Sliding Doors	\$1899
1	MW42AOP	42"H Adder with Open Cabinet	\$899
2	EWH36S	Dual Sliding Cabinets	\$769
3	EWH36	Open Cabinets	\$494
2	EWS36	Flat Shelves	\$340

TOTAL: \$8397



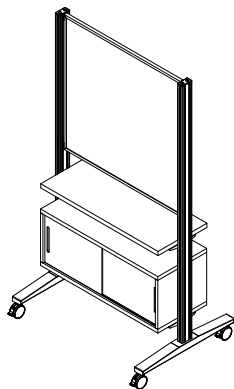
KEEP TYPICAL #8

Consists of:

QTY.	MODEL NO.	DESCRIPTION	LIST PRICE EACH
2	MW84SOP	84"H Starter with Open Cabinet	\$1499
1	MW42AOS	42"H Adder with Sliding Doors	\$1299
3	EWH36S	Dual Sliding Cabinets	\$769
6	EWS36	Flat Shelves	\$340

TOTAL: \$8644

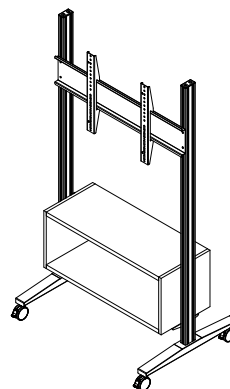
KEEP MOBILE TYPICALS



KEEP MOBILE TYPICAL #9

Consists of:

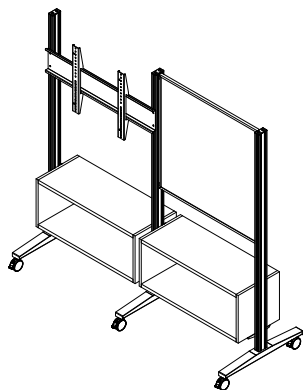
QTY.	MODEL NO.	DESCRIPTION	LIST PRICE EACH
1	MB74SOS	74" Starter w/Open w/2 sliding doors	\$1899
1	EWPM36	Dual-Sided Porcelain-coated White/Magnetic	\$699
1	EWS36	36" W" Flat Shelf	\$340

TOTAL: \$2,938

KEEP MOBILE TYPICAL #10

Consists of:

QTY.	MODEL NO.	DESCRIPTION	LIST PRICE EACH
1	MB74SOP	74" Starter w/Open Cabinet	\$1499
1	EWMMK	Monitor Mount Bracket	\$250

TOTAL: \$1,749

KEEP MOBILE TYPICAL #11

Consists of:

QTY.	MODEL NO.	DESCRIPTION	LIST PRICE EACH
1	MB74SOP	74" Starter w/Open cabinet	\$1499
1	MB74AOP	74" Adder w/Open cabinet	\$1099
1	EWMMK	Monitor Mount Bracket	\$250
1	EWPFM36	One side Porcelain Magnetic WB/ One side Fabric Tackboard	\$900

TOTAL: \$3,638*Note: Refer to page 72 for additional Keep Mobile details.*

Sleek outside, smart inside, TransAction is a system that does it all. It offers basic benching for teams on the go, personalized workstations that provide privacy and focus, extreme technology options for applications such as trading floors and even upscale multi-media conference rooms. An easy to specify and assemble starter/adder system for single- or dual-sided workstations makes TransAction an ideal solution for the office environment that needs to maximize space and be flexible enough for a variety of users. TransAction has real style, flexibility and a price point that will appeal to any business.



WORKSTATIONS

29.5" Surface height. Depth – 30" single-sided; 60" dual-sided. Standard widths 48", 60" and 72" wide. Standard workstation consists of work surfaces with or without access panels, a beam and trough, leg panels (starter unit – two end legs with 2 outer and 2 inner panels; adder – one leg with two inner panels). New 120 Degree/3 Workstation Pod now available. Trough power kits attach to infeed cables that exit the system through the bottom of the inner leg panel to the floor. Leg panels, trough and beam are made of painted steel. **Available in all Mayline Corporate paint finishes including Tech Silver.**

WORK SURFACES AND LEG PANEL INSERT

1 1/8" High-pressure laminate surfaces with a PVC knife front edge T-mold and 3mm side edging. Leg panel laminate insert is a thin layer of laminate glued to steel leg. **Available in over 600 HPL patterns with coordinating T-mold or 3mm edging.**

STORAGE

Attached non-handed returns in 42" or 48" widths are supported by pedestals or two-drawer lateral files. Box-Box-File or File-File pedestals and lateral files are painted steel available in all Mayline Corporate finishes. Pencil drawers can be added to each workstation, in black only. Freestanding pedestals can be mobilized for users that share storage or are only in the office occasionally in shared workstations. Limited color selection. A full line of lateral files can be added to a work environment to provide additional freestanding storage.

Available in all Mayline Corporate paint finishes including Silver.

TECHNOLOGY ACCESSORIES

TransAction features a complete system for flat screen displays including sleek and functional aluminum monitor poles and monitor support arms in single- and dual-extensions. The system includes pole, support arms, and wire management that are bolted to the workstation beam. Up to eight monitors can be mounted to the pole in various configurations using the support arms. Though designed as part of the TransAction product line these accessories can be bolted to any work surface. We also offer CPU holders and keyboard support options.

PANELS AND SCREENS

Eco-friendly tackable fabric panels available as standard in our corporate fabrics. Painted steel mounting brackets bolt the panels to the center beam and anti-skid tape to the front of the work surface. Acrylic screens also available as standard in frosted Green Crystal Ice acrylic with flame polished edges. Acrylic screens are attached with brushed silver zinc brackets to the beam. Both panels and screens can be used to delineate individual work areas or provide minimal privacy. Additional fabrics or acrylic colors in a variety of designs are available at additional fees and longer lead times.

Power Components: Preconfigured power kits as well as power feeds are available for TransAction to make your job easier. Special requests can also be addressed with additional lead time and fees required. **Production lead time for power components is 3 weeks.**

TRANSACTION™ DESKING

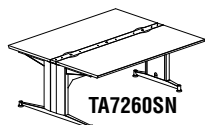


DUAL-SIDED WORKSTATIONS

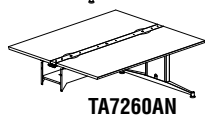
Standard:

- Easy starter/adder system.
- A starter unit can be a free standing dual-sided work space.
- Sturdy welded steel beam and trough construction.
- Trough provides space for power and data management.
- Units can support attached pedestals, returns, keyboard trays, pencil drawers and CPU holders.
- Two Work Surfaces (back-to-back): 48", 60", or 72"W/ overall depth of 60" with or without access panels.
- Leg Assembly: Two for Starter, one for Adder.
- Adders can be added to the left or right of the Starter.
- Beam also supports above surface monitor supports and privacy partitions.
- Trough Access Panels optional – Suffix "N" designates without access panels.
- All attachment hardware included.
- Finishes – refer to page 71.

DUAL-SIDED WITHOUT ACCESS PANELS




TA7260SN



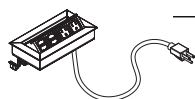
TA7260AN

Model No.	Description	Wt.	List Price
TA4860SN	48"W x 60"D x 29.5"H Starter w/o access panels	248#	\$3705
TA6060SN	60"W x 60"D x 29.5"H Starter w/o access panels	253#	\$3968
TA7260SN	72"W x 60"D x 29.5"H Starter w/o access panels	278#	\$4224
TA4860AN	48"W x 60"D x 29.5"H Adder w/o access panels	198#	\$2834
TA6060AN	60"W x 60"D x 29.5"H Adder w/o access panels	223#	\$3175
TA7260AN	72"W x 60"D x 29.5"H Adder w/o access panels	248#	\$3363

DUAL-SIDED WITHOUT ACCESS PANELS WITH SURFACE POWER/DATA OPTIONS



PM20



PM22

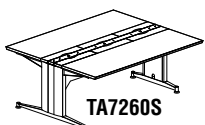
Model No.	Description	Option (Suffix)	Wt.	List Price
PM20	Power Module with 2 Power Outlets (Black only) and cutout	1	2#	\$305
PM22	Power and Data Surface Module with 2 Power and 2 Data Outlets (Silver only)	2	4#	\$464

Order Example: TA4860SN1 (See module options above)
48" x 60" starter without access panels includes (1) PM20 module and cutout in surface on each side of dual workstation.

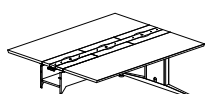
Model No.	Description	Wt.	List Price
TA4860SN1	48"W x 60"D x 29.5"H Starter w/o access panels/with (2) PM20 and cutouts	252#	\$4381
TA6060SN1	60"W x 60"D x 29.5"H Starter w/o access panels/with (2) PM20 and cutouts	257#	\$4644
TA7260SN1	72"W x 60"D x 29.5"H Starter w/o access panels/with (2) PM20 and cutouts	282#	\$4900
TA4860SN2	48"W x 60"D x 29.5"H Starter w/o access panels/with (2) PM22 and cutouts	256#	\$4672
TA6060SN2	60"W x 60"D x 29.5"H Starter w/o access panels/with (2) PM22 and cutouts	261#	\$4936
TA7260SN2	72"W x 60"D x 29.5"H Starter w/o access panels/with (2) PM22 and cutouts	286#	\$5192
TA4860AN1	48"W x 60"D x 29.5"H Adder w/o access panels/with (2) PM20 and cutouts	202#	\$3509
TA6060AN1	60"W x 60"D x 29.5"H Adder w/o access panels/with (2) PM20 and cutouts	227#	\$3851
TA7260AN1	72"W x 60"D x 29.5"H Adder w/o access panels/with (2) PM20 and cutouts	252#	\$4039
TA4860AN2	48"W x 60"D x 29.5"H Adder w/o access panels/with (2) PM22 and cutouts	206#	\$3802
TA6060AN2	60"W x 60"D x 29.5"H Adder w/o access panels/with (2) PM22 and cutouts	231#	\$4024
TA7260AN2	72"W x 60"D x 29.5"H Adder w/o access panels/with (2) PM22 and cutouts	256#	\$4330

DUAL-SIDED WITH ACCESS PANELS

For access panel preconfigured power kits, see page 65.



TA7260S



TA7260A

Model No.	Description	Wt.	List Price
TA4860S	48"W x 60"D x 29.5"H Starter w/ access panels	248#	\$4172
TA6060S	60"W x 60"D x 29.5"H Starter w/ access panels	253#	\$4553
TA7260S	72"W x 60"D x 29.5"H Starter w/ access panels	278#	\$4781
TA4860A	48"W x 60"D x 29.5"H Adder w/ access panels	198#	\$3320
TA6060A	60"W x 60"D x 29.5"H Adder w/ access panels	223#	\$3771
TA7260A	72"W x 60"D x 29.5"H Adder w/ access panels	248#	\$3965

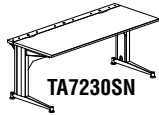
*PM22 includes a voice/data adapter kit (BE01421) to accept couplers and jacks when required. Couplers/Jacks are Not included.

SINGLE-SIDED WORKSTATIONS

Standard:

- Easy starter/adder system.
- A starter unit can be a freestanding single-sided work space.
- Sturdy welded steel beam and trough construction.
- Trough provides space for power and data management.
- Units can support attached pedestals, returns, keyboard trays, pencil drawer, and CPU holders.
- Trough Access Panels optional - Suffix "N" designates without access panels.
- Finishes – refer to page 71.
- Leg Assembly: Two for Starter, one for Adder.
- Single-sided adders can only be added to the right side of the starter.
- Beam also supports above surface monitor supports and privacy partitions.
- Legs provide vertical cable routing from floor-to-trough.
- All attachment hardware included.
- Work Surfaces are available in 48", 60", or 72" W/ overall depth of 30" with or without access panels.

SINGLE-SIDED WITHOUT ACCESS PANELS



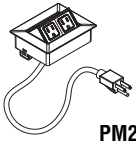
TA7230SN



TA7230AN

Model No.	Description	Wt.	List Price
TA4830SN	48"W x 30"D x 29.5"H Starter w/o access panels	156#	\$2824
TA6030SN	60"W x 30"D x 29.5"H Starter w/o access panels	169#	\$3089
TA7230SN	72"W x 30"D x 29.5"H Starter w/o access panels	182#	\$3227
TA4830AN	48"W x 30"D x 29.5"H Adder w/o access panels	140#	\$2117
TA6030AN	60"W x 30"D x 29.5"H Adder w/o access panels	153#	\$2327
TA7230AN	72"W x 30"D x 29.5"H Adder w/o access panels	164#	\$2445

SINGLE-SIDED WITHOUT ACCESS PANELS WITH SURFACE POWER/DATA OPTIONS



PM20



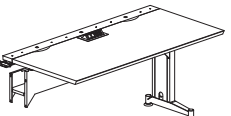
PM22

Model No.	Description	Option (Suffix)	Wt.	List Price
PM20	Power Module with 2 Power Outlets (Black) and cutout	1	2#	\$305
PM22	Power and Data Surface Module with 2 Power and 2 Data Outlets (Silver only)	2	4#	\$464

Order Example: TA4830SN1 (See module options above)
 48" x 30" starter without access panels includes (1) PM20 module and cutout in surface on each side of dual workstation.



TA6030SN2



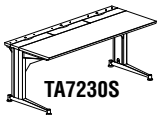
TA6030AN2

Model No.	Description	Wt.	List Price
TA4830SN1	48"W x 30"D x 29.5"H Starter w/o access panels/with (1) PM20 and cutouts	160#	\$3162
TA6030SN1	60"W x 30"D x 29.5"H Starter w/o access panels/with (1) PM20 and cutouts	173#	\$3427
TA7230SN1	72"W x 30"D x 29.5"H Starter w/o access panels/with (1) PM20 and cutouts	186#	\$3566
TA4830SN2	48"W x 30"D x 29.5"H Starter w/o access panels/with (1) PM22 and cutouts	164#	\$3308
TA6030SN2	60"W x 30"D x 29.5"H Starter w/o access panels/with (1) PM22 and cutouts	177#	\$3573
TA7230SN2	72"W x 30"D x 29.5"H Starter w/o access panels/with (1) PM22 and cutouts	190#	\$3711
TA4830AN1	48"W x 30"D x 29.5"H Adder w/o access panels/with (1) PM20 and cutouts	144#	\$2455
TA6030AN1	60"W x 30"D x 29.5"H Adder w/o access panels/with (1) PM20 and cutouts	157#	\$2665
TA7230AN1	72"W x 30"D x 29.5"H Adder w/o access panels/with (1) PM20 and cutouts	168#	\$2784
TA4830AN2	48"W x 30"D x 29.5"H Adder w/o access panels/with (1) PM22 and cutouts	148#	\$2601
TA6030AN2	60"W x 30"D x 29.5"H Adder w/o access panels/with (1) PM22 and cutouts	161#	\$2811
TA7230AN2	72"W x 30"D x 29.5"H Adder w/o access panels/with (1) PM22 and cutouts	172#	\$2929

***PM22 includes a voice/data adapter kit (BEO1421) to accept couplers and jacks when required. Couplers/Jacks are Not included.**

SINGLE-SIDED WITH ACCESS PANELS

For access panel preconfigured power kits, see page 65.



TA7230S



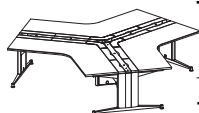
TA7230A

Model No.	Description	Wt.	List Price
TA4830S	48"W x 30"D x 29.5"H Starter w/ access panels	156#	\$3017
TA6030S	60"W x 30"D x 29.5"H Starter w/ access panels	169#	\$3380
TA7230S	72"W x 30"D x 29.5"H Starter w/ access panels	182#	\$3537
TA4830A	48"W x 30"D x 29.5"H Adder w/ access panels	140#	\$2310
TA6030A	60"W x 30"D x 29.5"H Adder w/ access panels	153#	\$2617
TA7230A	72"W x 30"D x 29.5"H Adder w/ access panels	164#	\$2754

TRANSACTION™ 120 DEGREE 3-POD WORKSTATION

TransAction 120 Degree Workstation unit provides three roomy work units for individuals who require more surface space yet need to be part of a collaborative work unit. Angled acrylic panels divide workspaces visually while allowing for communication among team members. Optional storage towers add a place to put personal and work items without cluttering the work surface.

- Three person workstation pod with access panels for power and data.
- Same beam and trough construction as rectangular modular TransAction.
- Work surfaces are 30" deep and curve in a 120-degree angle.
- Monitor posts can be located on the center core or along the beam between workstations. All attachment hardware included. Units can support attached pedestals, keyboard trays, pencil drawers, and CPU holders. Available in all Mayline Corporate colors, and HPL with knife-edge trim.
- Locks keyed alike



TA120S

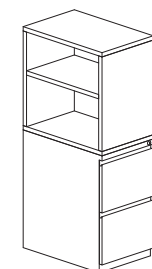
Model No.	Description	Wt.	List Price
TA120S	3 workstations each 30"D x 102"W x 29 1/2"H Joined with a center core that can accommodate an optional monitor post. Tops with access panels to trough.	628#	\$10675

120 DEGREE ACCESSORIES/OPTIONS



TAAP5418D

Model No.	Description	Wt.	List Price Each
TAAP5418D	54" Acrylic Divider Panel 18"-10"H. 3 panels would be required to divide the work stations as shown.	12#	\$665
TADC120S	Steel data access channel (in 3 sections)	24#	\$445
TAMSP	Single post – 15"H x 3"Dia.	7 1/4#	\$131
TAM2	Single-monitor arm support – dual extension* 3 arms would be required for a monitor support at each work station.	4 1/2#	\$172
TAST51LF	Storage tower	90#	\$1482
TAETKD60S	Power Kit – Starter 60"*		\$598
TAETKD60A	Power Kit – Adder 60"*		\$730
TAESC72	Hardwire Starter Cable*		\$186



TAST51LF

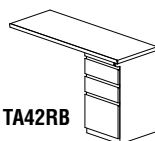
See Typical #7 (page 83) for example of 120 Degree with optional accessories.

* For drawings and more information for power technology accessories, see page 80 .

RETURNS

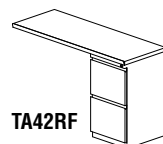
Standard:

- Used to create "L" return.
- Available in 42" and 48" widths.
- Three attached storage options – Box-Box-File or File-File pedestals or a 2-drawer lateral file.
- Returns are non-handed.
- No modesty panel.
- Must attach to workstation/ Not a freestanding unit.
- All attachment hardware included.
- Finishes – refer to page 71.



TA42RB

Model No.	Description	Wt.	List Price
TA42RB	42"W x 18"D x 29.5"H return with Pedestal/Box/Box/File	81#	\$669
TA42RF	42"W x 18"D x 29.5"H return with Pedestal/File/File	79#	\$648

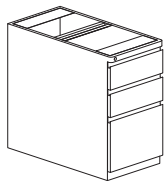


TA42RF

TA48RB	48"W x 18"D x 29.5"H return with Pedestal/Box/Box/File	86#	\$676
TA48RF	48"W x 18"D x 29.5"H return with Pedestal/File/File	84#	\$653

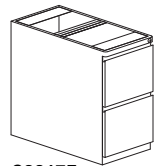
There are a variety of storage options to use with TransAction or other Mayline products. These range from standard height fixed and mobile pedestals and laterals to mobile pedestals and laterals with cushions for extra seating when needed. Storage towers and towers with wardrobe closets are also now available to match Mayline Corporate colors and configurations.

- Mayline “C” pedestals can be attached to TransAction workstations or mobile as required.
- Pedestals have “J” style pulls, full extension ball bearings and locks as standard.
- Support legal and letter filing widths.
- Unique recessed base design allows casters to be added without adding additional height to the pedestal.
- CSII 2-drawer lateral files are used in one return option.
- The complete line of CSII lateral files can be added for freestanding storage options.
- Refer to page 61 for information and pricing.

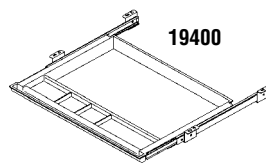


C8817B

Model No.	Description	Wt.	List Price
C8817B	15"W x 17 1/2"D x 28"H B/B/F	50#	\$596
C8817F	15"W x 17 1/2"D x 28"H F/F	48#	\$596
C8817M	17"D – Mobile Kit	28#	\$83
19400	Pencil Drawer – 21"W x 16"D x 2"H – Black only	4#	\$91



C8817F



19400

TRANSACTION STORAGE

CUSHION MOBILE PEDESTALS

- Box/File mobile pedestal.
- Counterweight included for stability.
- 1 1/2" cushion attaches to full metal top with dual-lock strips.
- Full pull drawer fronts and top lock strip with handle.
- Black plastic casters (2 locking and 2 non-locking).
- File available in Mayline Corporate colors, including Tech Silver.
- Cushions available in Black (BL) or Gray (GY); for COM fabric, please contact Customer Service for additional price and lead times.

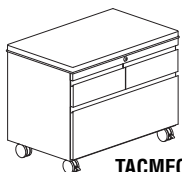


TACMP

Model No.	Description	Dimensions	Wt.	List Price
TACMP	Cushion Mobile Pedestal	23"H x 18 7/8"D x 15 1/4"W	60#	\$973

CUSHION MOBILE FILE CENTER

- 1 1/2" cushions attached to full metal top with dual-lock strips.
- All drawers feature full extension slides.
- 2 box/1 file drawer configuration only.
- Full pull drawers with top lock strip.
- Black plastic casters (2 locking and 2 non-locking).
- File available in Mayline Corporate colors, including Tech Silver.
- Cushions available in Black (BL) or Gray (GY); for COM fabric, please contact Customer Service for additional price and lead times.

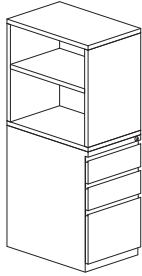


TACMFC

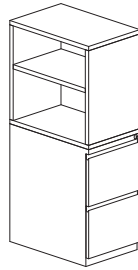
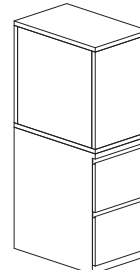
Model No.	Description	Dimensions	Wt.	List Price
TACMFC	Cushion Mobile File Center 2 box drawers/one file drawer	24 1/8"H x 18 3/8"D x 30 1/2"W	120#	\$1750

BOOKCASE TOWER

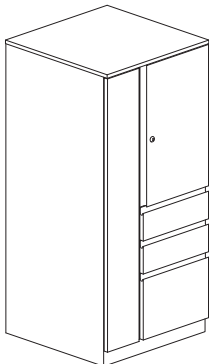
- Storage unit that includes a bookcase and pedestal.
- Steel frame construction is welded and channels are formed in key areas for strength.
- Single adjustable shelf with a load capacity of 61 lbs.
- File/File and Box/Box/File drawer configurations available for tower on right or left side of workstation.
- Full pull drawers with top lock strip.
- All drawers feature full extension slides which include "anti-rebound" and "quick disconnect" features.
- Single key lock included.
- Towers include counterweight to meet ANSI-BIFMA standards for stability.
- Leveling glides allow for 1 5/8" adjustment.

**TAST51LB**

Model No.	Description	Dimensions	Wt.	List Price
TAST51LB	Left facing bookcase/box/box/file ped	51 3/8"H x 23 1/2"D x 15 1/4"W	90#	\$1432
TAST51LF	Left facing bookcase/file/file ped	51 3/8"H x 23 1/2"D x 15 1/4"W	85#	\$1482
TAST51RB	Right facing bookcase/box/box/file ped	51 3/8"H x 23 1/2"D x 15 1/4"W	90#	\$1432
TAST51RF	Right facing bookcase/file/file ped	51 3/8"H x 23 1/2"D x 15 1/4"W	85#	\$1482

**TAST51LF****TAST51RB****TAST51RF****TRANSACTION STORAGE****BOOKCASE WARDROBE TOWER**

- Storage unit that includes a bookcase, wardrobe and pedestal.
- Steel frame construction is welded and channels are formed in key areas for strength.
- Single adjustable shelf with a load capacity of 61 lbs.
- File/File and Box/Box/File drawer configurations available for tower on right or left side of workstation.
- Full pull drawers with lock strip with handle.
- All drawers feature full extension slides which include "anti-rebound" and "quick disconnect" features.
- Tower includes two locks keyed alike.
- Towers include counterweight to meet ANSI-BIFMA standards for stability.
- Leveling glides allow for 1 5/8" adjustment.



Model No.	Description	Dimensions	Wt.	List Price
TAST51WLB	Coat door left/box/box/file ped	51 3/8"H x 23 1/2"D x 23 1/2"W	162#	\$2242
TAST51WLF	Coat door left/file/file ped	51 3/8"H x 23 1/2"D x 23 1/2"W	159#	\$2165
TAST51WRB	Coat door right/box/box/file ped	51 3/8"H x 23 1/2"D x 23 1/2"W	162#	\$2242
TAST51WRF	Coat door right/file/file ped	51 3/8"H x 23 1/2"D x 23 1/2"W	159#	\$2165

TRANSACTION™ DESKING POWER OPTIONS



WORKSPACES

DESKS & STORAGE

TABLES

SEATING

HIGH DENSITY STORAGE

MAILROOM FURNITURE

TECHNOLOGY FURNITURE

DRAFTING FURNITURE

PRODUCT INDEX


Standard Power Options:

- UL Recognized and CSA Certified Components.
- Convenient kits provide easy specifying.
- Additional options available upon special request to meet your requirements.
- Maximum of 80 receptacles per 4-circuit starter (10 dual-sided/20 single-sided); 8 receptacles per dual-sided block; 4 receptacles per single-sided block.
- It is the customer's responsibility to ensure that the use of electrical systems including the number of receptacles on a given circuit and connection to building power source, be in compliance with all electrical codes.

POWER INFEEED OPTIONS

- All circuits rated for 20 AMPS and are energized; includes female connector, length of flex cable and box connector.
- Up to 10 power blocks per hardwire cable.

Model No.	Description	List Price
TAESC72	72" Hardwire Starter Cable	\$186
TAESC108	108" Hardwire Starter Cable	\$240
TAESC144	144" Hardwire Starter Cable	\$294

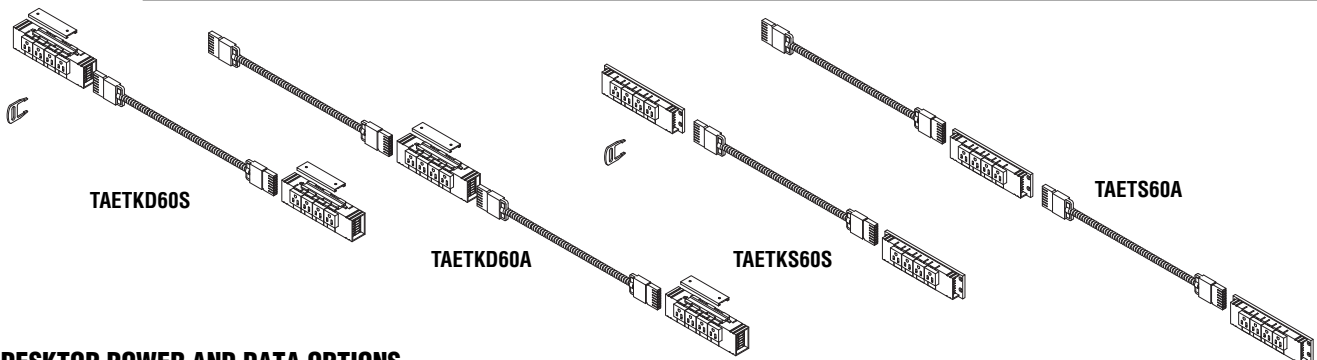


TAESC72

DESKING POWER KITS

- All preconfigured power kits include (2) 8-wire 4-circuit double duplex single- or double-sided power blocks, appropriate length interconnecting cables, mounting brackets and simplex removal tools and brackets as needed for ease of layout and installation.
- Special order systems available upon request.

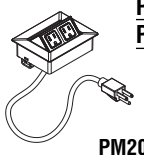
Model No.	Description	List Price
TAETKD48S	48" Double-Sided/Double Block Starter Kit	\$567
TAETKD60S	60" Double-Sided/Double Block Starter Kit	\$598
TAETKD72S	72" Double-Sided/Double Block Starter Kit	\$616
TAETKD48A	48" Double-Sided/Double Block Adder Kit	\$700
TAETKD60A	60" Double-Sided/Double Block Adder Kit	\$730
TAETKD72A	72" Double-Sided/Double Block Adder Kit	\$748
TAETKS48S	48" Single-Sided/Double Block Starter Kit	\$404
TAETKS60S	60" Single-Sided/Double Block Starter Kit	\$436
TAETKS72S	72" Single-Sided/Double Block Starter Kit	\$454
TAETKS48A	48" Single-Sided/Double Block Adder Kit	\$536
TAETKS60A	60" Single-Sided/Double Block Adder Kit	\$568
TAETKS72A	72" Single-Sided/Double Block Adder Kit	\$586




DESKTOP POWER AND DATA OPTIONS

Mayline's desktop power and data options easily install using cutting templates included with each module. Field cut and installed. For units including precut holes and power modules, see pages 72 and 73 for pricing.

Model No.	Description	Wt.	List Price
PM20	Power Module with 2 Power Outlets (Black)	2#	\$305
PM22	Power and Data Module with 2 Power and 2 Data Outlets (Silver)	4#	\$464



PM20



PM22

***PM22 includes a voice/data adapter kit (BEO1421) to accept couplers and jacks when required. Couplers/Jacks are Not included.**

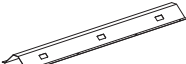


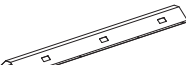


TRANSACTION™ DATA CHANNEL OPTION









TransAction Data Channels provide a separation between power and data in the desking trough.

- Available in single- and dual-sided starter and adder channels.
- 48" channels standard with two data openings; 60" and 72" channels standard with three openings.
- Blank face plates included for openings where telecom plates are not installed.
- Easy to install. May be added to existing TransAction installations.
- Channels standard in black finish only.
- **Telecom plates are not included in data channel price; must be ordered separately.**
- For telecom plate options, see page 79.

DUAL-SIDED DATA CHANNELS

Model No.	Description	Wt.	List Price
 TADC48DS	11"W x 42"D x 3 1/2"H Starter Channel.	6#	\$178
 TADC60DS	11"W x 54"D x 3 1/2"H Starter Channel.	8#	\$190
 TADC72DS	11"W x 66"D x 3 1/2"H Starter Channel.	9#	\$202
 TADC48DA	11"W x 46"D x 3 1/2"H Adder Channel.	7#	\$178
 TADC60DA	11"W x 58"D x 3 1/2"H Adder Channel.	8#	\$190
 TADC72DA	11"W x 70"D x 3 1/2"H Adder Channel.	10#	\$202

SINGLE-SIDED DATA CHANNELS












Model No.	Description	Wt.	List Price
 TADC48SS	7"W x 42"D x 1"H Starter Channel.	3#	\$89
 TADC60SS	7"W x 54"D x 1"H Starter Channel.	4#	\$95
 TADC72SS	7"W x 66"D x 1"H Starter Channel.	5#	\$100
 TADC48SA	7"W x 46"D x 1"H Adder Channel.	4#	\$89
 TADC60SA	7"W x 58"D x 1"H Adder Channel.	5#	\$95
 TADC72SA	7"W x 70"D x 1"H Adder Channel.	6#	\$100

120 DEGREE DATA CHANNEL KIT

Model No.	Description	Wt.	List Price
TADC120S	3 Section dual-sided Data Channel 11"W x 54"D x 3 1/2"H Starter Channel.	23#	\$445

INDIVIDUAL TELECOM PLATE OPTIONS



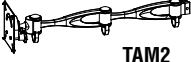
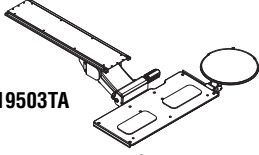

- Ten commonly used telecom connections are offered to complete the technology requirements of conference tables or TransAction desking data channel.
- Six telecom plate openings per conference table well.
- Two (48" channel) and three (60" and 72" channel) openings per side of data channel.
- Black only.
- Common Telecom Definitions:
 - HDMI** (High Definition Multi-Media Interface) – Used to stream video on devices such as televisions or Blu-Ray DVD players.
 - 15 pin HD VGA F/F** (High Definition Video Graphics Array) – Used to stream video usually found on a laptop or projector.
 - Mini Stereo Inline Audio Connection** (also called a 1/8" phone jack or headphone jack) – Runs audio from computers and mp3 players.
 - USB** (Universal Serial Bus) – Connects computer peripherals such as mouse or keyboard to a computer.
- **Additional options available upon request.**

	Model No.	Description	List Price
	TAETP1	Telecom Plate with RJ11Cat3 Phone and RJ45 CAT6 Data	\$119
	TAETP2	Telecom Plate with 2 RJ45 Cat6 Data	\$157
	TAETP3	Telecom Plate with 3 RJ45 Cat6 Data	\$230
	TAETP4	Telecom Plate with RJ45 Cat6 Data, Mini Stereo Inline, and 15 Pin HD, VGA F/F	\$260
	TAETP5	Telecom Plate with 2 RJ45 Cat6 Data and 15 :in HD VGA F/F	\$283
	TAETP6	Telecom Plate with 1 HDMI F/F, 1 Mini Stereo Inline and 1 15 Pin, HD VGA F/F	\$346
	TAETP7	Telecom Plate with USB Inline	\$67
	TAETP8	Telecom Plate with USB Inline and 15 Pin HD VGA F/F	\$193
	TAETP9	Telecom Plate with 2 - 15 Pin HD VGA F/F	\$263
	TAETP10	Telecom Plate with USB Inline, 15 Pin HD VGA F/F, and Mini Stereo Inline	\$243

TECHNOLOGY ACCESSORIES

Flat screen monitor mounting system.

- Extruded aluminum posts with removable cap for easy access to mount monitor arms.
- User friendly posts and arms provide easy adjustments of heights and viewing angles on flat screen monitors.
- Monitor arm posts bolt securely to center beam.
- Multiple attachment locations available along the beam structure (square opening).
- TAM2 will support up to 8 monitor supports.
- Two available heights, 15"H and 29 1/2"H to meet needs for varying number and positions of monitors.
- Monitor arm supports attach easily to the post by sliding clamp down one of the post's vertical channels. positioning it at desired height and tightening at that position with an easy-to-use lever.
- Cable management and mounting hardware included.
- Mounts are only compatible with VESA compliant monitors using 100mm x 100mm or 75mm x 75mm mounting location and with a max weight of 18 lbs.
- Mounting System of posts and supports can be affixed to other product lines such as CSII, Height Adjustable Tables and TechWorks.



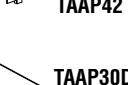




	Model No.	Description	Wt.	List Price
	TAMSP	Single Post – 15"H x 3" Diameter	7.25 #	\$131
	TAMDP	Dual Post – 29 1/2"H x 3" Diameter	5.5 #	\$195
	TAM2	Single Monitor Support – Dual 18 1/2" extension	4.5#	\$172
	19503TA	Combination keyboard/mouse platform 19"W x 8 1/4"D, 9"Dia. mouse platform	15#	\$570
	C894	CPU Holder – CPU width plus 3 1/2" x 16"D x CPU height plus 4 1/2"	20#	\$318

Available in Black Only.

ACRYLIC PRIVACY SCREENS

Standard:

- Stylish frosted screens with flame polished edges to give the appearance of glass.
- Standard in Green Crystal Ice Acrylic/frosted on both sides - other colors, shapes, and sizes available as specials with extended lead times.
- Standard lead time is 4 weeks.
- Screens available as space dividers and for limited privacy.
- Overall screen height with bracket 12 1/4".
- Left-to-Right Screens rectangular; Front-to-Back Divider Screens angle from 7 1/2" on front edges to 11 1/2" in the center.
- Zinc alloy brackets in satin silver included with screens.

	Model No.	Description	Wt.	List Price
	TAAP24	Left-to-Right Screens* 24"W x 1/4"D x 11 1/2"H Frosted Acrylic Screen	5#	\$184
	TAAP30		6#	\$226
	TAAP42		8#	\$350
	TAAP54		9#	\$581
	TAAP66		10#	\$590
	TAAP30D		Front-to-Back Divider Screens** 30"W x 1/4"D x 7 1/2" - 11 1/2"H Frosted Acrylic Divider Screen	6#
	TAAP60D	10#		\$557

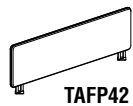
*Screens attach to beam at multiple connection points with brackets

Center of screen attaches to beam/ front of screen utilizes anti-skid application on bottom of bracket – Does **NOT attach to surface.

FABRIC PRIVACY PANEL

Standard:

- Tackable eco-friendly divider panels.
- Left -to-Right and Front- to- Back panels available for division of space and moderate privacy.
- Uniquely styled painted-steel panel brackets included in appropriate numbers with each panel.
- Panels slide over support bracket and are bolted to the beam with one bracket while the front edge bracket is secured with non-skid tape (not attached to the work surface).
- Overall panel height when mounted on bracket – 13 1/2".
- Panel trimmed in 1/4" coordinating t-mold (default colors selected unless otherwise specified) – 5 standard colors including new Tech Silver.
- Panel lead times affected by fabric availability.
- Attachment hardware included.

Model No.	Description	Wt.	List Price
Left-to-Right Panels*			
 TAFP24	24"W x 1"D x 11 1/2"H Fabric Panel w/T-mold	7#	\$497
TAFP30	30"W x 1"D x 11 1/2"H Fabric Panel w/T-mold	9#	\$533
TAFP42	42"W x 1"D x 11 1/2"H Fabric Panel w/T-mold	11#	\$627
TAFP54	54"W x 1"D x 11 1/2"H Fabric Panel w/T-mold	13#	\$735
TAFP66	66"W x 1"D x 11 1/2"H Fabric Panel w/T-mold	15#	\$817

*Panels attach to beam at multiple connection points



Front-to- Back Divider Panels**			
TAFP30D	30"W x 1"D x 11 1/2"H Fabric Divider Panel w/T-mold	9#	\$608
TAFP60D	60"W x 1"D x 11 1/2"H Fabric Divider Panel w/T-mold	15#	\$918

**Back of panel attaches to beam/ front of panel utilizes anti-skid application on foot- does NOT attach to surface.

HOW TO ORDER TRANSACTION FABRIC PRIVACY PANELS

FABRIC PANEL OPTIONS

When ordering fabric panels, use the code at right to indicate your fabric option:

Any additional Guilford of Maine fabrics are available with a maximum 4-week production lead time for a nominal upcharge. Contact a Mayline customer service representative for more information.

T A F P 3 0 D C R A

Product Code	Fabric Option
--------------	---------------

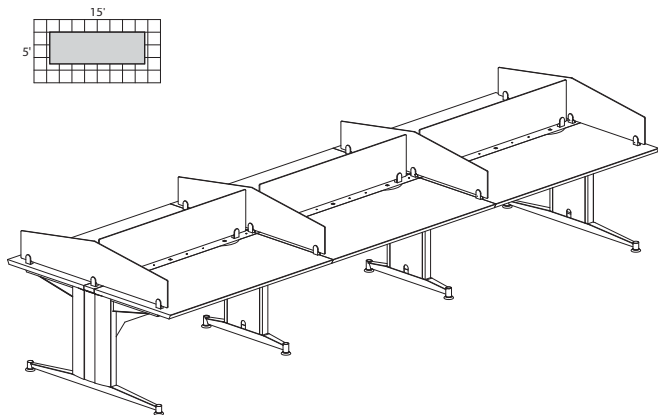
T-Mold Options

- Ice Gray _____
- Warm Gray _____
- Silver _____
- Taupe _____
- Black _____

Corporate Fabrics

Fabric Color	Order Code	Fabric Color	Order Code
Spinel		Cross Town	
Tiger Eye	STY	Buff	CBF
Sand Stone	SSS	Ray	CRA
Guilden	SGL	Fieldstone	CFS
Lido		Anchorage	
Balboa	BAL	Goose	AGS
Heartland	LHL	Bailey	
Bryce Canyon	LBC	Khaki	BKH
Mingle		Hopscotch	
Crystal	MCT	Fieldstone	HFS
Khaki	MHK		
Biscuit	MBT		

TRANSACTION™ TYPICALS



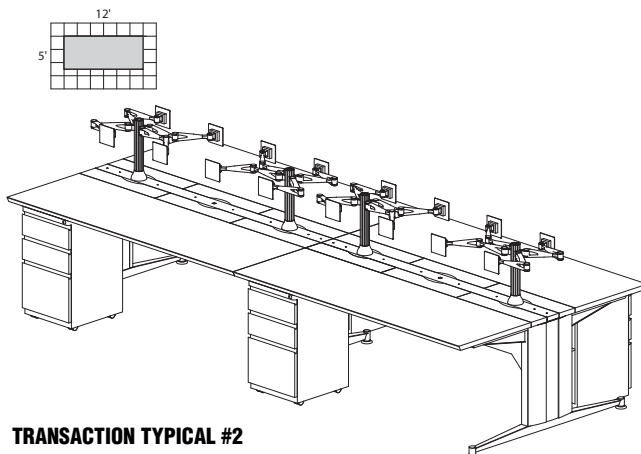
TRANSACTION TYPICAL #1

Consists of:

QTY.	MODEL NO.	DESCRIPTION	LIST PRICE EACH
1	TA6060SN	60"W x 60"D x 29"H Starter w/o access panels	\$3968
2	TA6060AN	60"W x 60"D x 29"H Adder w/o access panels	\$3175
3	TAAP54	54"W x 1/4"D x 11 1/2"H Frosted Acrylic Screen	\$581
4	TAAP60D	60"W x 1/4"D x 7 1/2" - 11 1/2"H Frosted Acrylic Divider Screen	\$557

TRANT1

TOTAL: \$14289



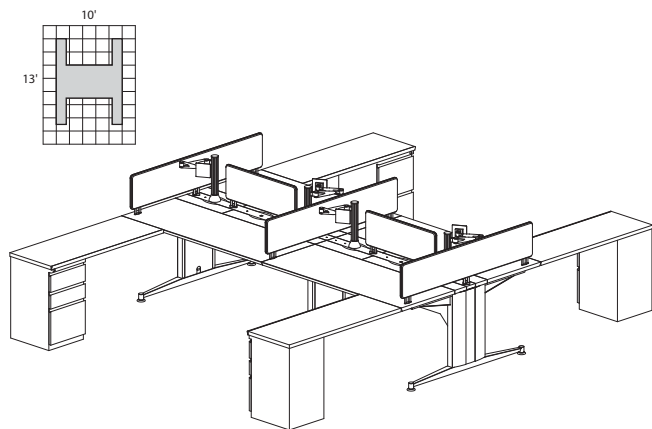
TRANSACTION TYPICAL #2

Consists of:

QTY.	MODEL NO.	DESCRIPTION	LIST PRICE EACH
1	TA7260S	72"W x 60"D x 29"H Starter w/access panels	\$4781
1	TA7260A	72"W x 60"D x 29"H Adder w/access panels	\$3965
4	C8817B	15"W x 17 1/2"D x 28"H B/B/F	\$596
4	TAMSP	Single Post - 15"H x 3" Diameter	\$131
16	TAM2	Dual Arm Monitor Support - 18 1/2" extension	\$172

TRANT2

TOTAL: \$14406



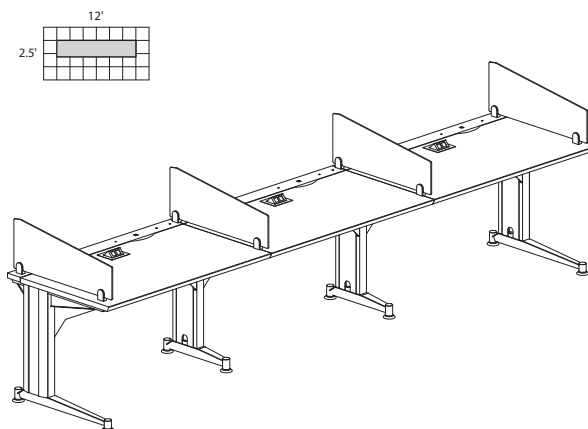
TRANSACTION TYPICAL #3

Consists of:

QTY.	MODEL NO.	DESCRIPTION	LIST PRICE EACH
1	TA6060S	60"W x 60"D x 29"H Starter w/access panels	\$4553
1	TA6060A	60"W x 60"D x 29"H Adder w/access panels	\$3771
4	TA48RB	48"W x 18"D x 29"H return with Pedestal/Box/Box/File	\$676
2	TAFP30	30"W x 1"D x 11 1/2"H Fabric Panel w/T-mold	\$533
3	TAFP60D	60"W x 1"D x 11 1/2" H Fabric Divider Panel w/T-mold	\$918
4	TAMSP	Single Post - 15"H x 3" Diameter	\$131
4	TAM2	Dual Arm Monitor Support - 18 1/2" extension	\$172

TRANT3

TOTAL: \$16060



TRANSACTION TYPICAL #4

Consists of:

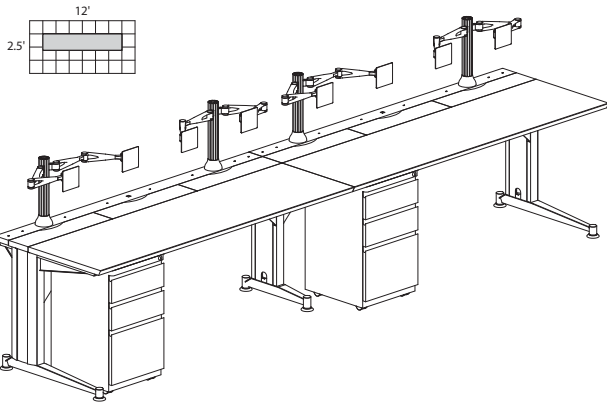
QTY.	MODEL NO.	DESCRIPTION	LIST PRICE EACH
1	TA4830SN	48"W x 30"D x 29"H Starter w/o access panels	\$2824
2	TA4830AN	48"W x 30"D x 29"H Adder w/o access panels	\$2117
3	PM20	Power Module with 2 Per Outlets (Black)	\$305
4	TAAP30D	24"W x 1/4"D x 7 1/2" - 11 1/2" H Frosted Acrylic Divider Screen	\$235

TRANT4

TOTAL: \$8913

TRANSACTION™ SERIES TYPICALS

WORKSPACES
DESKS & STORAGE
TABLES
SEATING
HIGH DENSITY STORAGE
MAILROOM FURNITURE
TECHNOLOGY FURNITURE
DRAFTING FURNITURE
PRODUCT INDEX



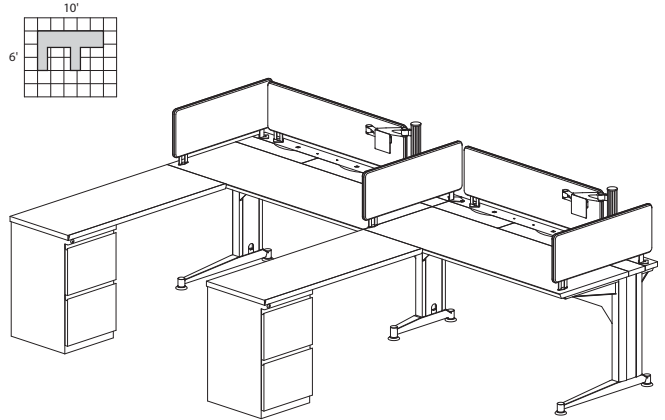
TRANSACTION TYPICAL #5

Consists of:

QTY.	MODEL NO.	DESCRIPTION	LIST PRICE EACH
1	TA7230S	72"W x 30"D x 29"H Starter w/access panels	\$3537
1	TA7230A	72"W x 30"D x 29"H Adder w/access panels	\$2754
2	C8817B	15"W x 17 1/2"D x 28"H B/B/F	\$596
4	TAMSP	Single Post - 15"H x 3" Diameter	\$131
8	TAM2	Dual Arm Monitor Support - 18 1/2" extension	\$172

TRANT5

TOTAL: \$9383



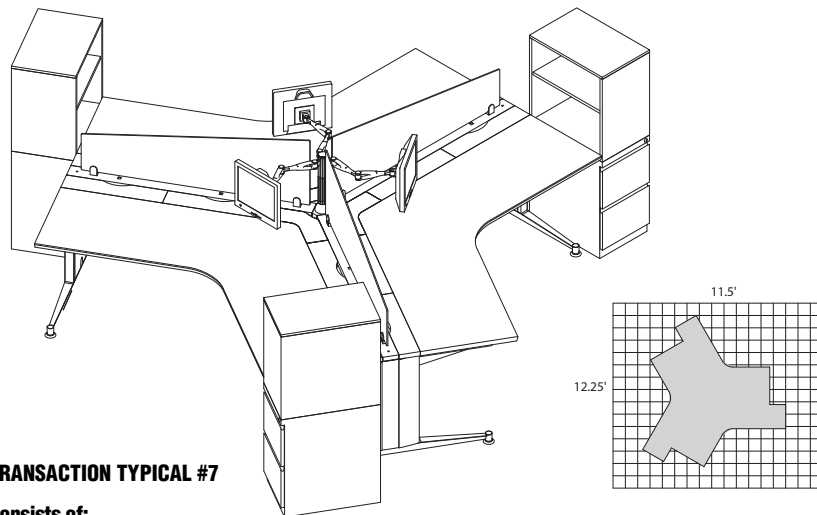
TRANSACTION TYPICAL #6

Consists of:

QTY.	MODEL NO.	DESCRIPTION	LIST PRICE EACH
1	TA6030S	60"W x 30"D x 29"H Starter w/access panels	\$3380
1	TA6030A	60"W x 30"D x 29"H Adder w/access panels	\$2617
2	TA42RF	42"W x 18"D x 29"H return with Pedestal/File/File	\$648
3	TAFP30D	30"W x 1"D x 11 1/2" H Fabric Divider Panel w/T-mold	\$608
2	TAFP42	42"W x 1"D x 11 1/2" H Fabric Panel w/T-mold	\$627
2	TAMSP	Single Post - 15"H x 3" Diameter	\$131
2	TAM2	Dual Arm Monitor Support - 18 1/2" extension	\$172

TRANT6

TOTAL: \$10977



TRANSACTION TYPICAL #7

Consists of:

QTY.	MODEL NO.	DESCRIPTION	LIST PRICE EACH
1	TA120S	120-Degree 3-Pod Workstation 30"D x 102"W x 29 1/2"H	\$10675
1	TAETKD60S	Power Kit - Starter 60"	\$598
2	TAETKD60A	Power Kit - Adder 60"	\$730
1	TAESC72	Hardwire Starter Cable	\$186
1	TADC120S	Steel Data Access Channel (in 3 sections)	\$445
3	TAETP1	Telecom Plate with RJ11 CAT3 Phone and RJ45 CAT6 Data	\$119
3	TAETP2	Telecom Plate with 2 RJ45 CAT6 Data	\$157
3	TAETP8	Telecom Plate with 1 15-Pin HD VGA	\$193
1	TAMSP	Single Post - 15"H x 3"Dia.	\$131
3	TAM2	Single-Monitor Arm Support - Dual Extension	\$172
3	TAAP5418D	54" Acrylic Divider Panel 18"-10"H	\$665
3	TAST51LF	Storage Towers	\$1482

TRANT7

TOTAL: \$21859

TRANSACTION™

CONFERENCE TABLES

GIZA/CAP



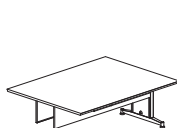
GSA

TransAction's great style and smart design is perfect for today's multi-media conference rooms. Full size tables in three shapes in over 600 high-pressure laminates to complete your high-tech conference room. A full technology trough and surface opening with floating acrylic cover allow the power and data required for today's tech intensive meetings to be easily accessible yet concealed.

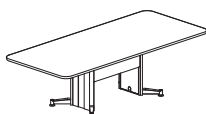
- Three shapes of conference surfaces: Boat-shaped, Rectangular, Racetrack
- Stylish heavy steel base and leg panels available in Mayline Corporate colors including new Tech Silver with leg inserts to match the table surface laminate or veneer.
- Tops constructed of 1 1/8" thick high-pressure laminate with knife-edge T-mold. Biltmore Cherry and Witchcraft laminates match Aberdeen Conference Accessories.
- Technology intensive table includes under-table trough and surface opening with acrylic cover; basic table also available without technology trough.
- 8' and 10' tables have two starter legs with one trough opening/cover; 12' table has two starter legs, one adder support leg and two trough openings/covers. Additional support leg and trough opening/cover per 6' section.
- All tables 29.5" in height.
- Power and data components ordered separately.

BASIC TABLES – HPL – No technology trough or opening. Preconfigured Power Kits CANNOT be installed.

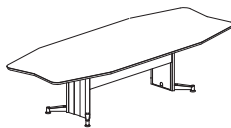
Model No.	Description	Weight	Suggested Seating Capacity	List Price
TAC8BB	96" x 42" Boat-Shaped	229#	6-8	\$3184
TAC8BR	96" x 42" Rectangular	229#	6-8	\$3184
TAC8BT	96" x 42" Racetrack	229#	6-8	\$3184
TAC10BB	120" x 48" Boat-Shaped	311#	8-10	\$3979
TAC10BR	120" x 48" Rectangular	311#	8-10	\$3979
TAC10BT	120" x 48" Racetrack	311#	8-10	\$3979
TAC12BB	144" x 54" Boat-Shaped	400#	10-12	\$5319
TAC12BR	144" x 54" Rectangular	400#	10-12	\$5319
TAC12BT	144" x 54" Racetrack	400#	10-12	\$5319
TAC18BB	216" x 54" Boat-Shaped	591#	14-16	\$7626
TAC18BR	216" x 54" Rectangular	591#	14-16	\$7626
TAC18BT	216" x 54" Racetrack	591#	14-16	\$7626
TAC24BB	288" x 54" Boat-Shaped	782#	16-20	\$9934
TAC24BR	288" x 54" Rectangular	782#	16-20	\$9934
TAC24BT	288" x 54" Racetrack	782#	16-20	\$9934
TAC6BA	72" x 54" Complete Adder – Applicable to any shape top	191#	2-4	\$2307



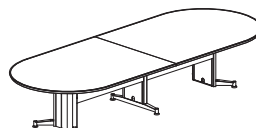
TAC6BA



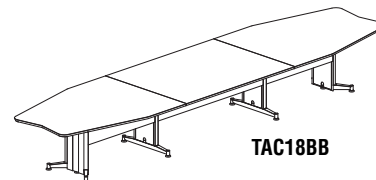
TAC8BR



TAC10BB



TAC12BT

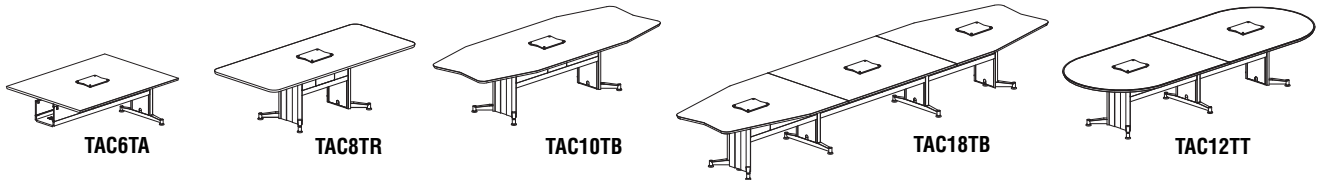


TAC18BB

TRANSACTION™ SERIES CONFERENCE TABLES

TECHNOLOGY INTENSIVE HPL TABLES

Model No.	Description	Weight	Suggested Seating Capacity	List Price
TAC8TB	96" x 42" Boat-Shaped	229#	6-8	\$4489
TAC8TR	96" x 42" Rectangular	229#	6-8	\$4489
TAC8TT	96" x 42" Racetrack	229#	6-8	\$4489
TAC10TB	120" x 48" Boat-Shaped	311#	8-10	\$5616
TAC10TR	120" x 48" Rectangular	311#	8-10	\$5616
TAC10TT	120" x 48" Racetrack	311#	8-10	\$5616
TAC12TB	144" x 54" Boat-Shaped	440#	10-12	\$8041
TAC12TR	144" x 54" Rectangular	440#	10-12	\$8041
TAC12TT	144" x 54" Racetrack	440#	10-12	\$8041
TAC18TB	216" x 54" Boat-Shaped	669#	14-16	\$11161
TAC18TR	216" x 54" Rectangular	669#	14-16	\$11161
TAC18TT	216" x 54" Racetrack	669#	14-16	\$11161
TAC24TB	288" x 54" Boat-Shaped	898#	16-20	\$14096
TAC24TR	288" x 54" Rectangular	898#	16-20	\$14096
TAC24TT	288" x 54" Racetrack	898#	16-20	\$14096
TAC6TA	72" x 54" Complete Adder – Applicable to any shape top	229#	2-4	\$3119



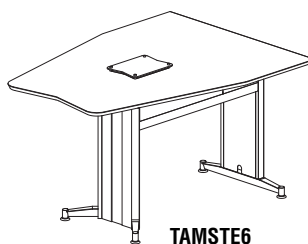
TransAction's boat-shaped Media Table offers a perfect solution for collaborative meetings requiring data and power connectivity and flexibility.

- Boat-shaped table available in Standing Height 42" or Sitting Height 29 1/2".
- Models available with or without power and data package.
- Optional power and data package includes:
 - 1—Single technology well power kit – single circuit
 - 3—Telecom plates – RJ11 CAT3 Phone and RJ45 CAT6 Data, USB, USB & 15 Pin-HD VGA F/F
 - 1—Plug-in power cord infeed 72" long – single circuit
- Other telecom plate options available as well as hardwire infeed. Call 1-800-822-8037 Customer Service for assistance.
- Contemporary styling, durable construction at an affordable price.
- Heavy-gauge steel table frames.
- Available in all Mayline high-pressure laminate surfaces.
- Biltmore Cherry and Witchcraft laminates match Aberdeen Conference Accessories.

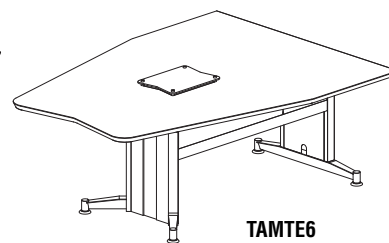
Model No.	Description	Wt.	List Price
TAMST6	54"W x 72"L x 42"H Standing Height Table	254#	\$4461
TAMSTE6	54"W x 72"L x 42"H Standing Height Table w/ power and data package	269#	\$5551
TAMT6	54"W x 72"L x 29 1/2"H Sitting Height Table	229#	\$4056
TAMTE6	54"W x 72"L x 29 1/2"H Sitting Height Table w/ power and data package	244#	\$5146



TransAction Media Table shown with Aberdeen Conference Accessories.



TAMSTE6



TAMTE6

TRANSACTION™

CONFERENCE TABLE POWER/TELECOM OPTIONS




- UL Recognized and CSA Certified Components.
- Convenient kits provide easy specifying.
- Ten Telecom Plate Options sold individually; others available upon request.
- Power and Telecom Plates are installed in trough panel.
- Additional options available upon special request to meet your requirements.
- Kits must be used with Mayline Hardwire Starter Cable.
- **Power Kits CANNOT be installed into Basic TransAction Conference Tables.**
- It is the customer's responsibility to ensure that the use of electrical systems, including the number of receptacles on a given circuit, and connection to building power source, be in compliance with all electrical codes.

POWER INFED OPTIONS

- All circuits rated for 20 AMPS and are energized; includes female connector, length of flex cable and box connector.
- Up to 10 power blocks can be linked per hardwire cable.

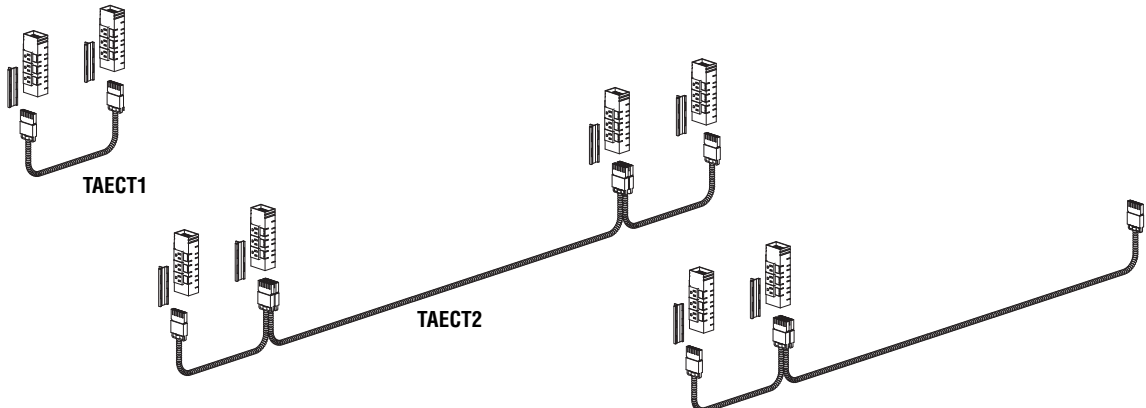
Model No.	Description	List Price
TAESC72	72" Hardwire Starter Cable	\$186
TAESC108	108" Hardwire Starter Cable	\$240
TAESC144	144" Hardwire Starter Cable	\$294



TAESC72

PRECONFIGURED CONFERENCE POWER KITS

Model No.	Description	List Price
TAECT1	Single Technology Well Kit - for Single Well 8' and 10' tables. (2) Double sided power block with circuit 1, 2 and IG receptacles on each side, (2) mounting bracket for block, (1) 24" 8 wire 4 circuit interconnecting cable	\$445
TAECT2	Dual Technology Well Kit - for 12' Technology Conference Tables and larger. (4) Double sided power block with circuit 1, 2 and IG receptacles on each side, (2) mounting bracket for block, (2) 26" 8 wire 4 circuit interconnecting cable, (1) 68" 8 wire 4 circuit interconnecting cable, (1) simplex removal tool	\$1066
TAECT3	6' Adder Conference Table Kit - add one Kit for each 6' Adder plus TAECT2. (2) Double sided power block with circuit 1, 2 and IG receptacles on each side, (2) mounting bracket for block, (1) 26" 8 wire 4 circuit interconnecting cable, (1) 68" 8 wire 4 circuit interconnecting cable (For example: a TAC24TB will require one TAECT2 Kit and two TAECT3 Kits.)	\$623




INDIVIDUAL TELECOM PLATE OPTIONS

- Ten commonly used telecom connections are offered to complete the technology requirements of conference tables or TransAction desking data channel.
- Six telecom plate openings per conference table well.
- Two (48" channel) and three (60" and 72" channel) openings per side of data channel.
- Black only.
- Common Telecom Definitions:
 - HDMI** (High Definition Multi-Media Interface) – Used to stream video on devices such as televisions or Blu-Ray DVD players.
 - 15 pin HD VGA F/F** (High Definition Video Graphics Array) – Used to stream video usually found on a laptop or projector.
 - Mini Stereo Inline Audio Connection** (also called a 1/8" phone jack or headphone jack) – Runs audio from computers and mp3 players.
 - USB** (Universal Serial Bus) – Connects computer peripherals such as mouse or keyboard to a computer.
- **Additional options available upon request.**




Model No.	Description	List Price
TAETP1	Telecom Plate with RJ11Cat3 Phone and RJ45 CAT6 Data	\$119




TAETP2	Telecom Plate with 2 RJ45 Cat6 Data	\$157
---------------	-------------------------------------	-------




TAETP3	Telecom Plate with 3 RJ45 Cat6 Data	\$230
---------------	-------------------------------------	-------



TAETP4	Telecom Plate with RJ45 Cat6 Data, Mini Stereo Inline, and 15 Pin HD, VGA F/F	\$260
---------------	---	-------




TAETP5	Telecom Plate with 2 RJ45 Cat6 Data and 15 Pin HD VGA F/F	\$283
---------------	---	-------




TAETP6	Telecom Plate with 1 HDMI F/F, 1 Mini Stereo Inline and 1 15 Pin, HD VGA F/F	\$346
---------------	--	-------



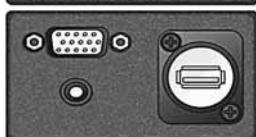
TAETP7	Telecom Plate with USB Inline	\$67
---------------	-------------------------------	------



TAETP8	Telecom Plate with USB Inline and 15 Pin HD VGA F/F	\$193
---------------	---	-------



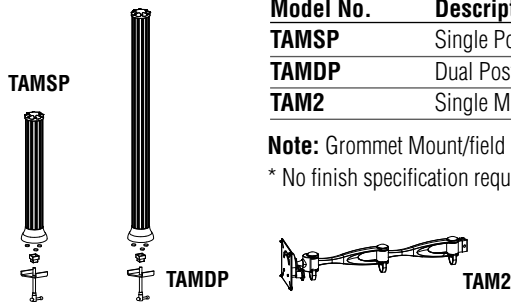
TAETP9	Telecom Plate with 2 - 15 Pin HD VGA F/F	\$263
---------------	--	-------



TAETP10	Telecom Plate with USB Inline, 15 Pin HD VGA F/F, and Mini Stereo Inline	\$243
----------------	--	-------

MONITOR ARMS AND SUPPORTS

- Manual adjustment posts and arms available in extruded aluminum.
- Aluminum posts available in 15" and 29 1/2"H.
- TAMDP will support up to 8 monitors.
- VESA 75mm and 100mm compliant.
- Available in Silver with Black accents only.



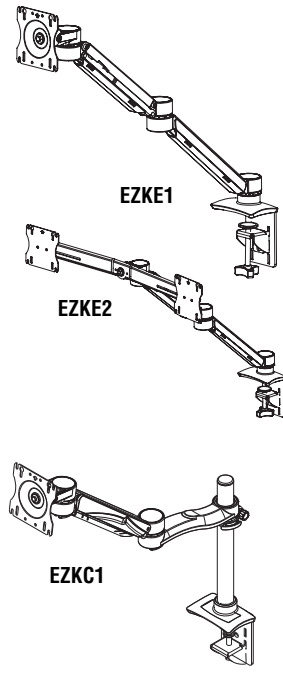
Model No.	Description	Wt.	List Price
TAMSP	Single Post – 15"H x 3" Diameter	7.25#	\$131
TAMDP	Dual Post – 29 1/2"H x 3" Diameter	5.5#	\$195
TAM2	Single Monitor Arm – Dual 18 1/2" Extension	4.5#	\$172

Note: Grommet Mount/field installed by installation team.
* No finish specification required.



MONITOR ARMS

- Grommet or Tool-less Clamp installation that fits to any worksurface up to 3 1/2" thick.
 - Cable management system keeps cables hidden.
 - Counterbalanced spring technology with easy-to-use Allen wrench adjustment.
 - Slim profiles when in the folded position – ideal for limited work space applications.
 - Arms swivel 360° around base allowing for increased display positions.
 - Available in Silver only.
- VESA 75mm and 100mm compliant.
 - TAA compliant.



DESK-MOUNTED

- 26" of reach and 13" of usable height adjustment.
- 2-14 lb. max. load for single screen, 2-10 lb. max. load per screen for dual screen.

Model No.	Description	Wt.	List Price
EZKE1	Single Screen Monitor Arm	8#	\$299
EZKE2	Dual Screen, Single Monitor Arm	8.4#	\$422

POLE-MOUNTED

- 24" of reach and 18" of usable height adjustment (including pole).
- 4-20 lb. max. load per each monitor arm.
- Quick connect monitor screen feature.

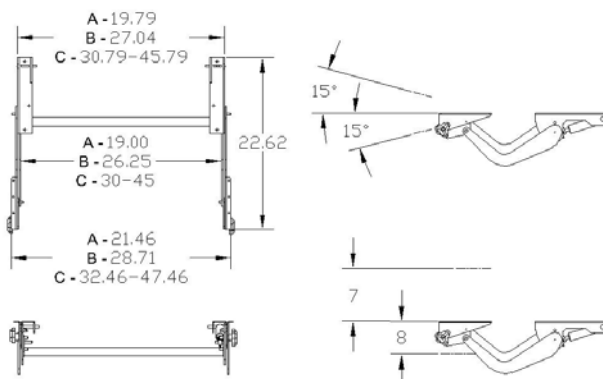
Model No.	Description	Wt.	List Price
EZKC1	Pole Mount, Single Arm Monitor Mount	8.2#	\$485
EZKC2	Pole Mount, Dual Arm Monitor Mount	12.2#	\$735
EZKCC	Conversion Arm to Dual Arm for EZKC1	4#	\$275

Note: Grommet Mount/field installed by installation team.

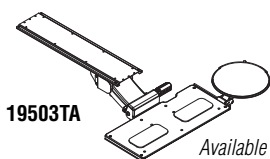
Data Center Keyboard Mechanisms

Sit/Stand height adjustable keyboard arm with paddle actuated spring brake height adjustment and lever for tilt. Variable width configurations, fixed mount application. Available in 19", 26.25" widths. Please contact Customer Service for compatibility on rectangular and corner workstations to insure proper fit.

Model No.	Description	Wt.	List Price
49263	Data Center 19" (A)	22#	\$761
49264	Data Center 26.25" (B)	22#	\$761
49265	Data Center 30"-45" adjustable (C) in 98" or (25mm) increments	22#	\$761



KEYBOARD SUPPORTS



19503TA

Available in Black Only.

Model No.	Description	Wt.	List Price
19503TA	Combination keyboard/mouse platform 19"W x 8 1/4"D, 9"Dia. mouse platform	15#	\$570

NEW (March 2016): TRACKLESS KEYBOARD - Compatible with most Mayline products

195TKLS	Trackless Keyboard w/Swivel mouse platform 19"w x 9"D, 9"Dia. Mouse platform	15#	\$490
195TKLS** available in Black or White. Mounting footprint 6-1/4" w x 4-1/4" d; Front of mounting footprint typically 5" from front edge of desk or top.			



LED TASK LIGHTING



WORKSPACES

DESKS & STORAGE

TABLES

SEATING

HIGH DENSITY STORAGE

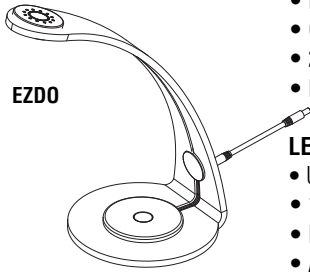
MAILROOM FURNITURE

TECHNOLOGY FURNITURE

DRAFTING FURNITURE

PRODUCT INDEX

LED TASK LIGHTING – DESKTOP



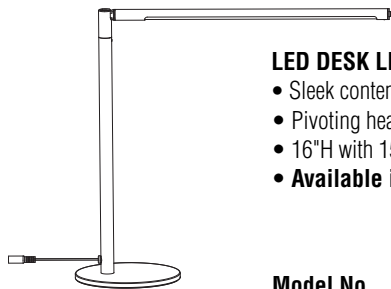
EZDO

- Reduces energy costs and fixed costs associated with expensive overhead bulbs.
- Reduces the need for overhead lighting and eye strain.
- Push button on/off with dimming function.
- CRI 80
- 24 VDC.
- Mercury, Lead and UV free.
- 50,000-hour (20 year) LED life.
- LED Color 3500K.
- UL Listed.

LED CLEAR DESK LIGHT

- Unique contemporary design.
- 13"H with 6 1/4" dia base.
- Multiple illumination levels: white, blue/white combo and blue.
- **Available in Clear Polycarbonate only.**
- Wattage – 4.5 W.

Model No.	Description	Wt.	List Price
EZDO	LED Clear Desk Light	2.5#	\$295

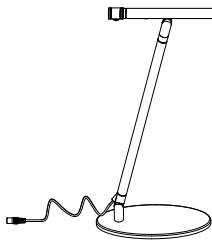


EZDR

LED DESK LIGHT

- Sleek contemporary design.
- Pivoting head and 90° adjustable arm.
- 16"H with 15 3/4" LED Light arm and 6" dia base.
- **Available in Brushed Nickel only.**
- Wattage – 5.6 W.
- Lumens – 390 Lm.

Model No.	Description	Wt.	List Price
EZDR	LED Single Arm Desk Light	3.5#	\$295



EZDM

LED DESK LIGHT


- Design Compliments any environment.
- Pivoting post and lamp head
- Optional clamp base and/or occupancy sensor.
- 25.1" max. height with 13.3: LED light arm and 8" x 5.5" oval base.
- **Available in painted silver finish.**
- Lumens - 220 max.
- Wattage - 5W
- GSA Applicable.

Model No.	Description	Wt.	List Price
EZDM	LED Desk Lamp, Oval Base	7#	\$399
EZDMS	LED Desk Lamp, Oval Base,Occ. Senc	7#	\$475
EZDC	LED Desk Lamp, Clamp Base	7#	\$399
EZDCS	LED Desk Lamp, Clamp Base,Occ. Senc	7#	\$475

LED TASK LIGHTING – UNDER CABINET

Basic

- Fixed, straight mount, linear light with Poly Carbonate lens.
- Capacitive Touch ON/OFF switch.
- Includes both wood (screws) and double-sided tape for mounting.
- 6' power cord (Note: Warranty valid only if utilizing provided power supply).
- CRI: 80, 3500K color temperature.
- Lumens - 220 max.
- Wattage - 7.9 W.



EZDP

Model No.	Description	Wt.	List Price
EZDP	Light, LED 16" Under Cabinet	1#	\$185

Enhanced

- 2 length options: 18" and 30" (nominal).
- Fixed Light Bar with on/off switch and frosted lens.
- CRI: ≥ 80: 3500K color temperature.
- 6' power cord (Note: Warranty valid only if utilizing provided power supply).
- Painted Steel shroud conceals light fixture; attaches to undersurface of cabinet. Hardware included. Specify paint finish – White, Tech Silver or Black.
- Includes both magnetic and wood (screws) hardware.
- LED lamp life: 50,000 hours.
- 120° Beam Angle.

Model No.	Description	Dimensions	Wt.	List Price
EZBTL18	LED Under-Cabinet Light – for 24" Shelf	22"L x 1"	5#	\$249
EZBTL30	LED Under-Cabinet Light – for 36" & 48" Shelf	34"L x 1"	5#	\$329